



Golden Valley Unified School District State of the District



Presented by:
Interim Superintendent Kevin Hatch
August 2018



Board of Trustees

Mr. Brian Freeman, Board President

Mrs. Maria Knobloch, Board Clerk

Mrs. Mona Diaz

Mr. Steven Lewis

Mr. Andrew Wheeler

Interim Superintendent

Mr. Kevin Hatch

Assistant Superintendent of Educational Services

Mr. Kevin Hatch

Executive Director of Human Resources and Student Services

Mrs. Kuljeet Mann

Director of Business Services

Mrs. Maureen Hester



Vision ► Mission ► Beliefs

Vision

- Golden Valley Unified School District is committed to creating and maintaining an innovative learning community based in excellence.



Mission

- The mission of Golden Valley Unified School District is to provide our students the means to achieve to their highest potential within a caring, secure environment.



Beliefs

- Our students can be successful, self-directed, lifelong learners.
- Character education develops self-control, a sense of purpose, and positive leadership skills.
- Effective education requires devoted, highly qualified teachers and staff.
- Education is a partnership between the school, family, students, and the community.
- We celebrate our diversity and value our differences.
- Technology supports and enhances the learning experience.
- We hold ourselves accountable to achieve high standards.



Superintendent's Message

The Golden Valley Way

Written to remind us of what we believe is important.

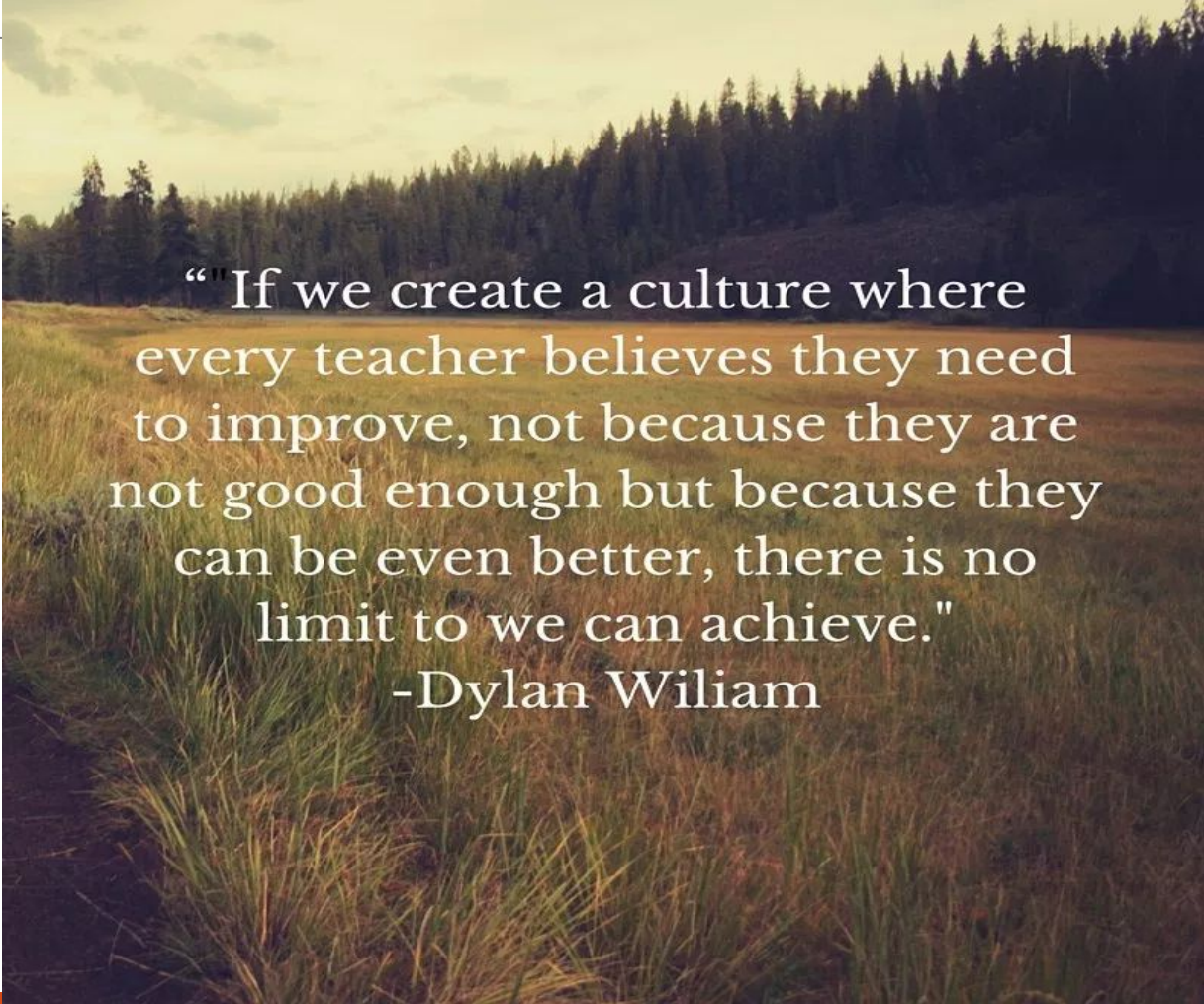
Live it out, every day!

Superintendent's Message

Guiding Principles:

- **G**uard the high expectations set by our professional learning community. (All Stakeholders)
- **V**ow to ensure rigorous learning, in every classroom, that is relevant and applicable to the real world.
- **U**nrelentingly pursue victory with honor because competition is real and is important for learning and building character.
- **S**hape trusting and collaborative relationships within our learning community.
- **D**evelop the individual capacity of our students and staff in a respectful, safe and collaborative professional learning environment.

Superintendent's Message



“If we create a culture where every teacher believes they need to improve, not because they are not good enough but because they can be even better, there is no limit to we can achieve.”

-Dylan Wiliam

Superintendent's Message

Intentional



Demographics

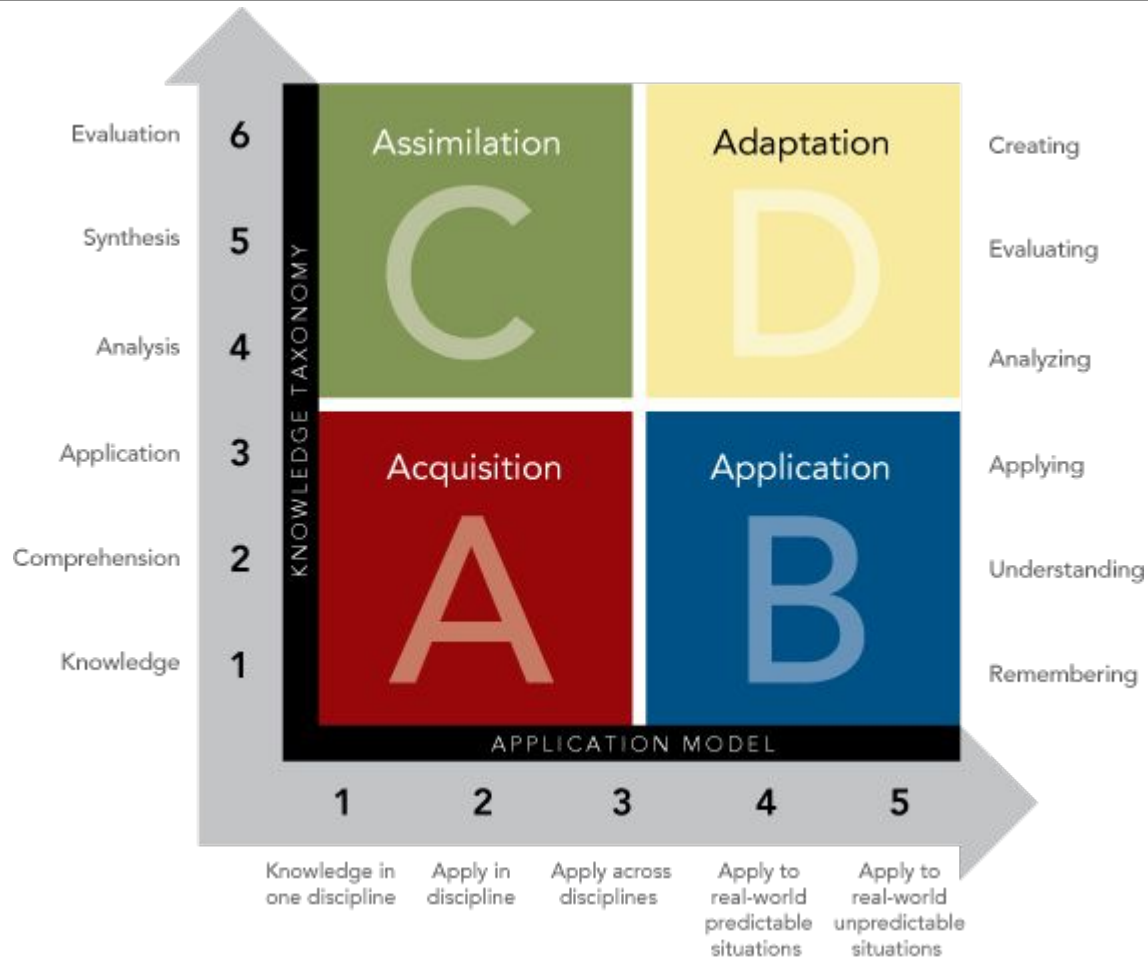
<u>Ethnic Breakdown</u>	<u>2016/2017</u>	<u>2017/2018</u>
Hispanic	40.59%	41.65%
White	52.37%	50.67%
African American	1.17%	1.44%
Asian	2.24%	2.22%
Filipino	4.30%	0.46%
American Indian	9.60%	1.08%
Pacific Islander	0%	0.15%
Two or more races	1.76%	2.06%
<u>Summary</u>	<u>2016/2017</u>	<u>2017/2018</u>
Free/Reduced School Lunch	34.66%	43.51%
Socioeconomic Disadvantaged	35.93%	45.31%
English Language Learners	4.85%	5.62%
Students with Disabilities	9.49%	8.71%

Curriculum, Instruction and Assessment Focus

Be Intentional

- Build Relationships
- Create lessons with appropriate levels of Rigor (Knowledge/Thinking)
- Create lessons that are Relevant and Interesting (Application/Work)

Curriculum, Instruction and Assessment Focus



Curriculum

- **ELA** - No Change. Will begin reviewing Elementary ELA materials for adoption.
- **Math** - No Change Continue to supplement as needed.
- **History** - No Change (yet)
- **Science** - Transition to NGSS (Explore curriculum options as they become available)

Curriculum - *Know where you need to go!*

- **Start with the standards and Benchmark Assessments**
- **Make intentional choices within units and lessons to maximize student learning and engagement**
- **Use Rigor/Relevance Framework to assist you in your curriculum development.**
- **Understand that the textbook is just a backbone resource.**

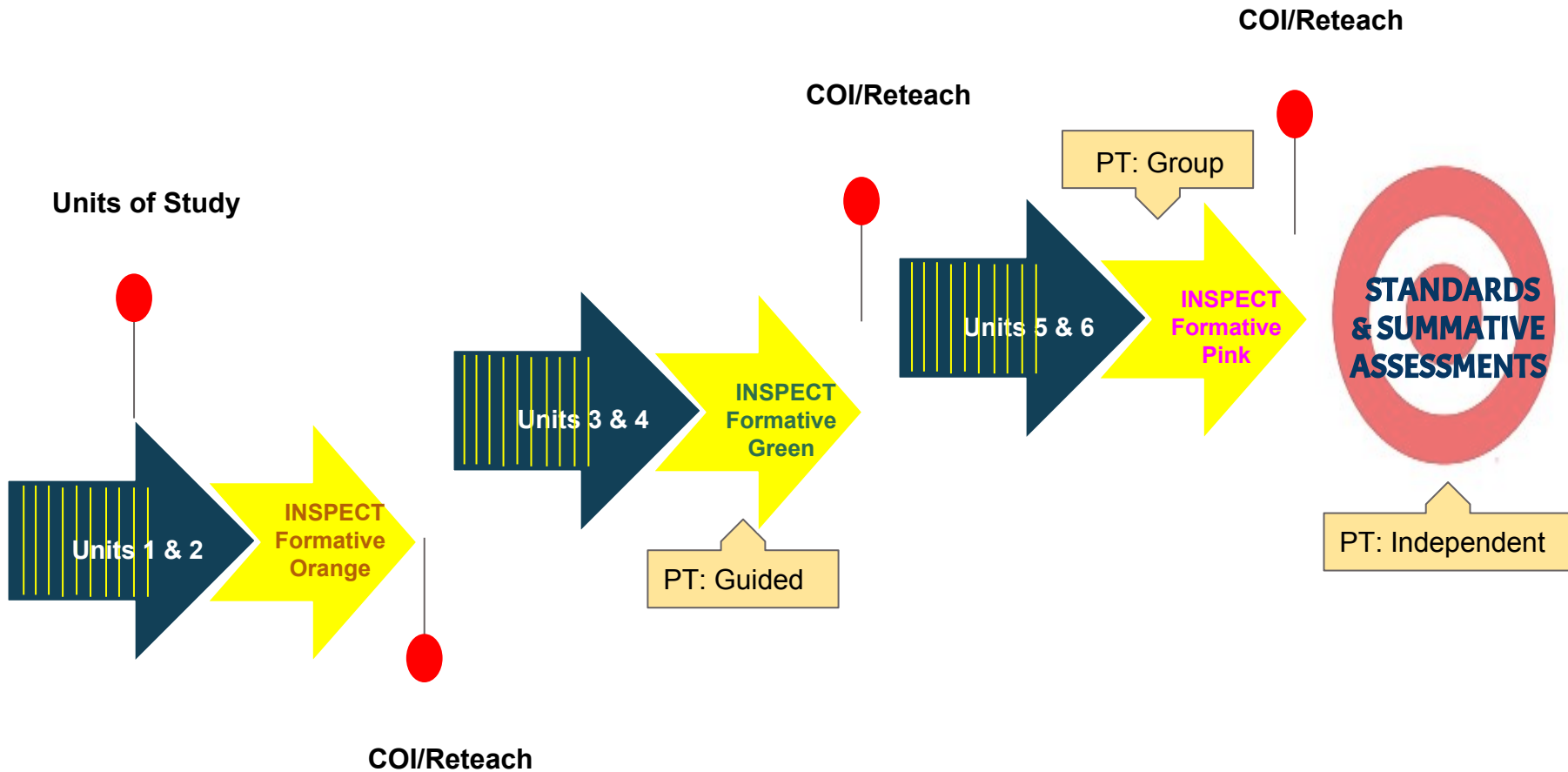
Instruction

- Starts with ***Positive Relationships*** and ***High Expectations***
- Know where you are going & make sure your students know too (Objectives)
- Choose strategies & tools that best enable students to meet the learning objective.
- Make sure that students are learning (Checking for Understanding)

District Assessments

- Benchmarks
 - ELA - INSPECT Benchmarks
 - Pre-made K-8
 - Department Created 9-12
 - Math - INSPECT Pre-made aligned to Pacing Guides.
 - Other Core Subjects - same as past
 - *COI - Follows each benchmark*
- SBAC - Same window as last year

GVUSD Instructional Plan



State Assessment Results

- Data is available in SchoolCity. Principals will be reviewing the data with their staff.
- Data is not publicly available yet.

Technology

2014 - 320 Devices Added
2015 - 470 Devices Added
2016 - 752 Devices Added
2017 - 235 Devices Added
2018 - 216 Devices Added

New Technology 2018-19 School Year:

The district added **ParentSquare** as their new communication software, this allows fluid communication from their App, Webpage, or Text Messaging to Staff and Teachers.

The District purchased 170 new Chromebooks for the 5th Grade Classes this year!

Since 2014 we have added an approximately 2,000 Student and Staff Devices, 70% of those being Chromebooks for K-8th Grade levels.

GVUSD continues to grow exponentially with our technology driven resources and programs, the adaptability of digital resources have been used at all grade levels.

Currently Supported IT Systems

- Aeries (*Student Information Systems*)
- Google (*Student/Staff Accounts*)
- Active Directory (*Student/Staff Accounts*)
- MyTechDesk (*Tech Helpdesk*)
- School City (*Assessment*)
- Pearson EasyBridge
- WebFilter (*GoGuardian / IBOSS*)
- Switches / Access Points
- eTriton (*Lunch System*)
- Laptop Hardware Repairs
- Destiny (*Library Asset Software*)
- Security Cameras
- Additional Apps / Services

Aeries .net Application

Available Services vs. unused or inactive services.

In-Use

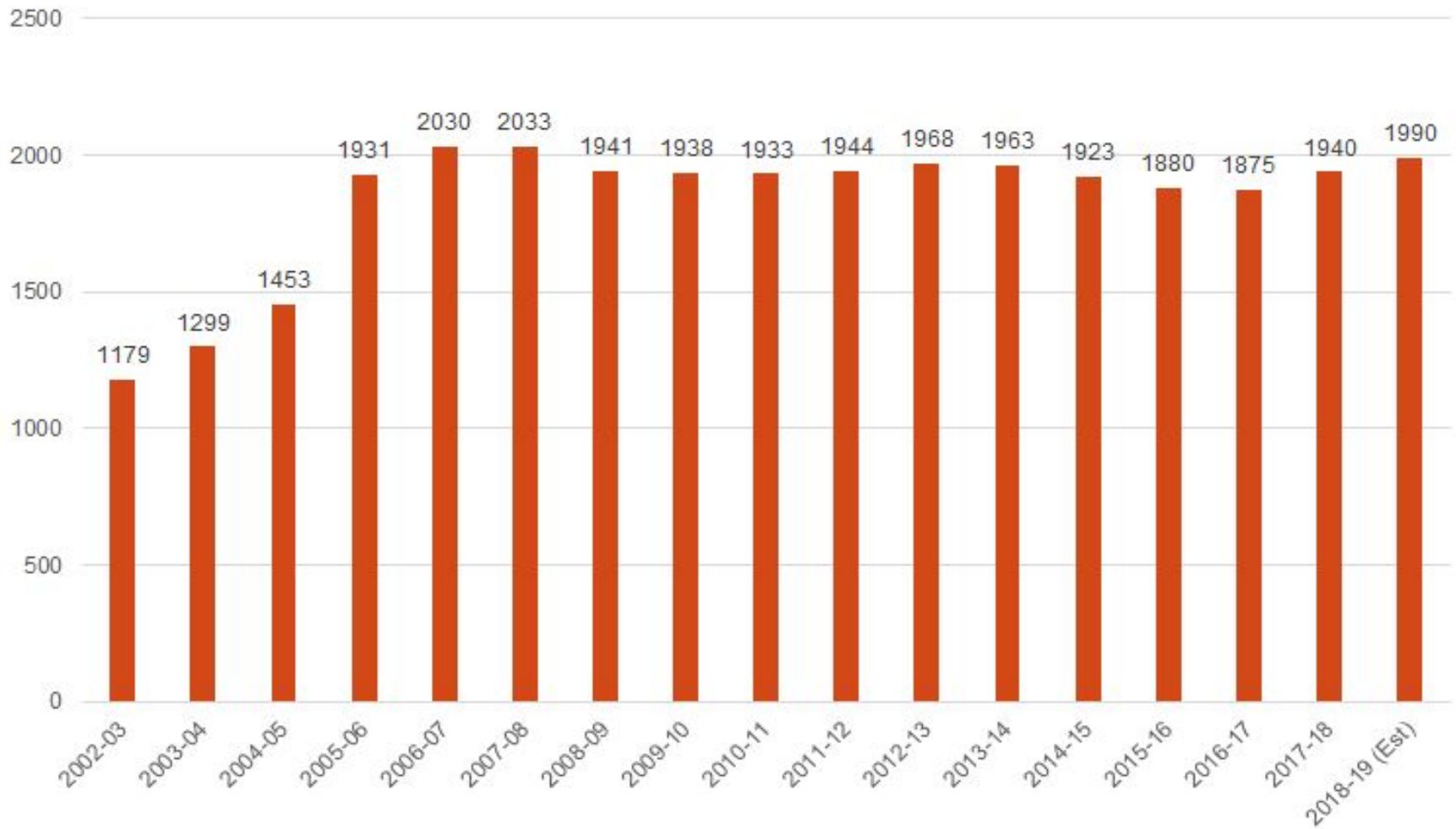
- ✓ Admin Portal
- ✓ Teacher Portal
- Student Portal
- ✓ Parent Portal
- ✓ Google Integration
- ✓ Google Classroom
- Analytics
- ✓ Reports
- ✓ Data Confirmation / Registration
- Aeries EMS / Coaches
- ✓
- ✓

Future Offerings (2018+)

- ✓ .net IOS / Android Application
- ✓ Google Classroom -> Aeries Gradebook

Aeries acknowledged that they are aware of some features that are wanted are still in development, including their IOS / Android applications. They hope to have these implemented but had no estimate of time that we could provide to you.

Enrollment



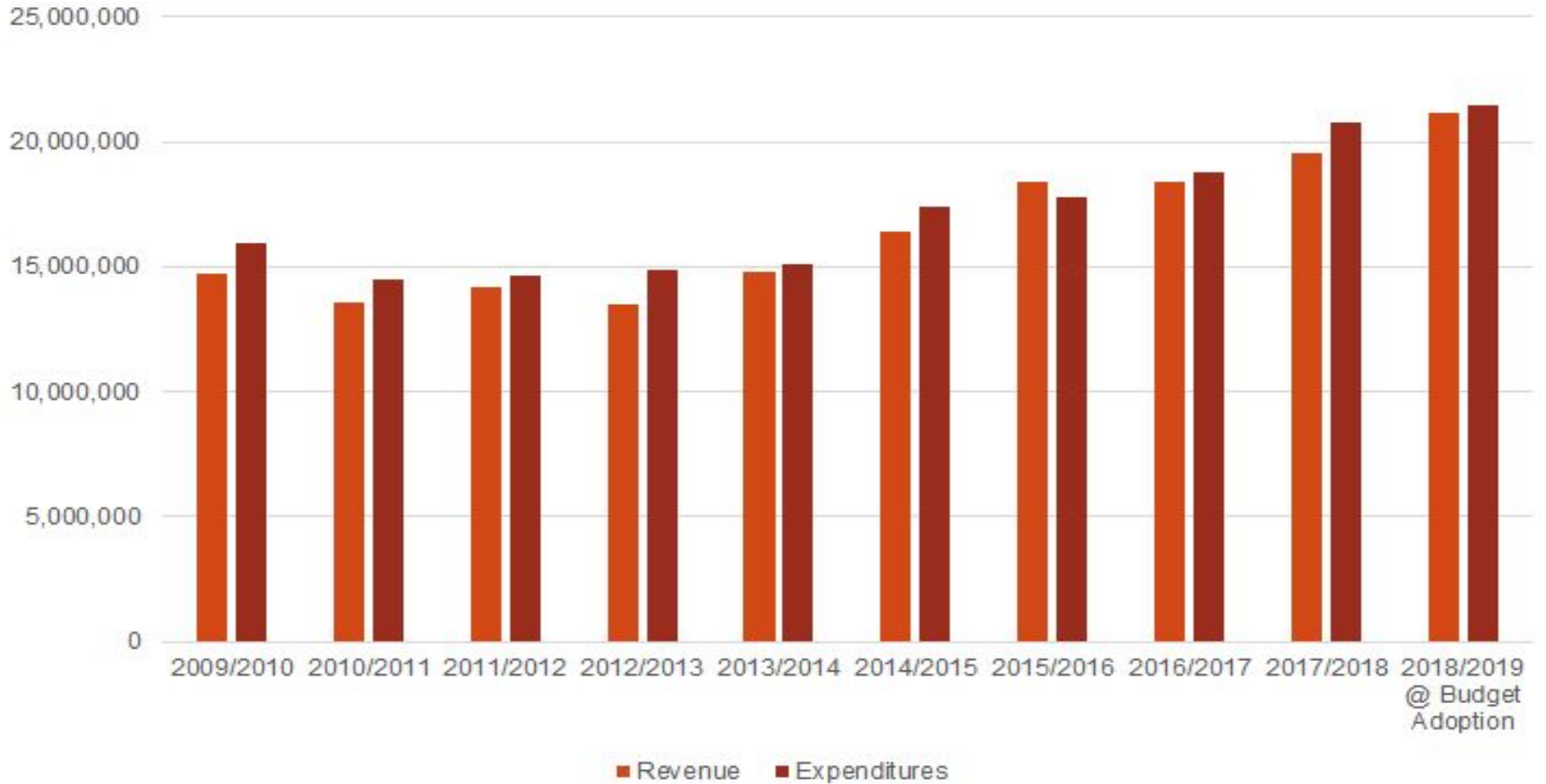
Staffing Numbers



Budget

(2018-19 Budget Adoption – Restricted and Unrestricted)

Chart Title



Multi-Year Budget Recap

2018-2019 Adopted Budget

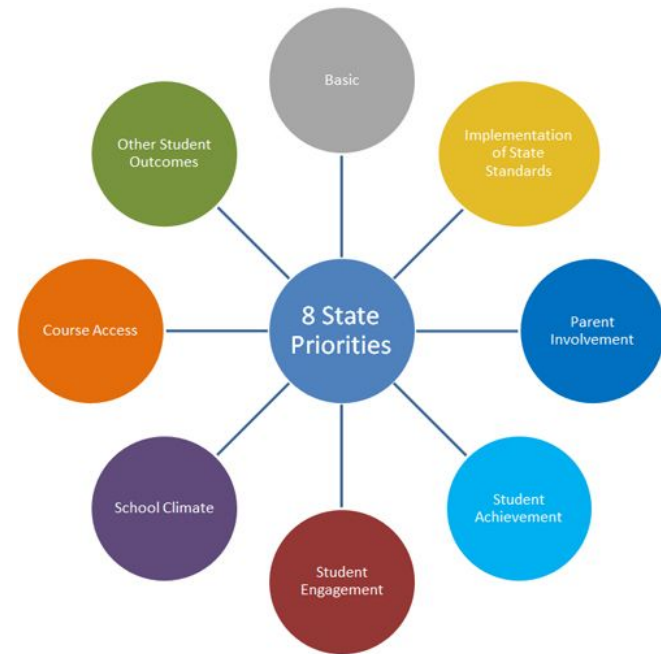
	17/18	18/19	19/20	20/21
Beginning Balance	\$2,758,015	\$1,502,521	\$ 1,463,833	\$ 1,187,176
Revenues	\$19,567,229	\$21,426,038	\$21,801,138	\$23,164,266
Expenses	\$20,822,723	\$21,464,726	\$22,077,795	\$23,152,022
Ending Fund Balance	\$1,502,521	\$1,463,833	\$1,187,176	\$1,199,421
Net Increase/(Decrease)	(\$1,255,494)	(\$38,688)	(\$276,657)	\$12,245
Economic Uncertainty Reserve 3%	\$624,682	\$643,942	\$662,334	\$694,561
Reserve %	4.30%	4.26%	5.34%	5.13%

Per Student LCFF Income

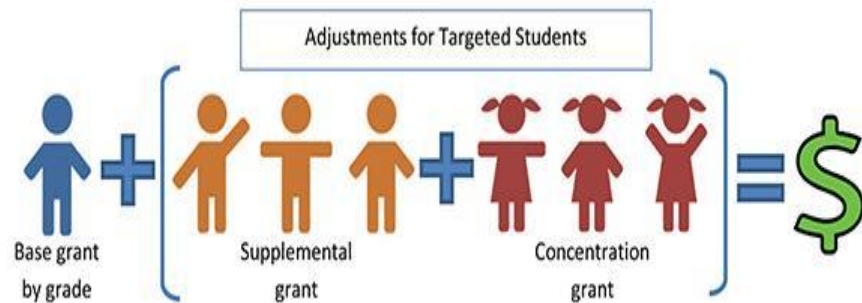
District	2017-2018 LCFF Transitional Entitlement	2017-2018 State Reported P-2 ADA	2017-2018 LCFF Entitlement Per ADA
Clovis Unified	\$ 349,760,284	40,983	\$ 8,534
Bass Lake JUESD	\$ 7,403,165	836	\$ 8,855
Golden Valley	\$ 16,877,147	1,896	\$ 8,901
Chowchilla Elementary	\$ 20,798,864	2,144	\$ 9,701
Raymond Knowles	\$ 839,110	83	\$ 10,110
Madera Unified	\$ 202,678,315	19,263	\$ 10,522
Chowchilla Union High School	\$ 10,995,968	1,032	\$ 10,655
Chawanakee Unified	\$ 7,010,979	633	\$ 11,076

LCAP and LCFF

- All expenses listed in the LCAP must be represented within the annual budget
- All LCAP expenses are tied to one of the 8 state priorities and 4 district goals
- County Office of Education approves the budget at the same time the LCAP is approved



LCFF Annual Calculation



LCFF Floor + LCFF Funded Gap
+ ERT
= Current Year LCFF
Implementation Apportionment

2018-2019

Local Control funding formula

Grade Span	Base Grant per ADA	Grade Span Adjustments	Adjusted Grants (base + adjustments)	20% of adj. base - Supplemental Grant per unduplicated pupil	*50% pf adj. base - Concentration Grant per unduplicated pupil	Total GVUSD possible per ADA
K-3	\$7,409	\$771	\$8,180	\$1,636	\$4,090	\$9,816
4-6	\$7,520		\$7,520	\$1,504	\$3,760	\$9,024
7-8	\$7,744		\$7,744	\$1,549	\$3,872	\$9,293
9-12	\$8,973	\$233	\$9,206	\$1,841	\$4,603	\$11,047

*GVUSD does not receive concentration grant funding. This funding is only provided to districts that have a total unduplicated count above 55% of total district enrollment.

GVUSD's unduplicated count is **42.84% for 2018-19.**

GVUSD average per student projected income for 2018/19 is \$9516.

Count Me In!



▪Vulcan Materials provided generous contributions to the GVUSD Count Me In Attendance Campaign with \$500.00 donations to each school site for both semesters for a total contribution of \$5,000.00.

