
School Quality Survey

Kealakehe High

Spring 2017

Hawaii Department of Education
Office of Strategy, Innovation, and Performance
Assessment and Accountability Branch
Accountability Section

Publication Date: August 2017

School survey size and return rate:

Group	# Distributed	# Returned	Return Rate (%)
Students	589	5	0.8%
Parents	589	63	10.6%
Teachers	66	0	0.0%

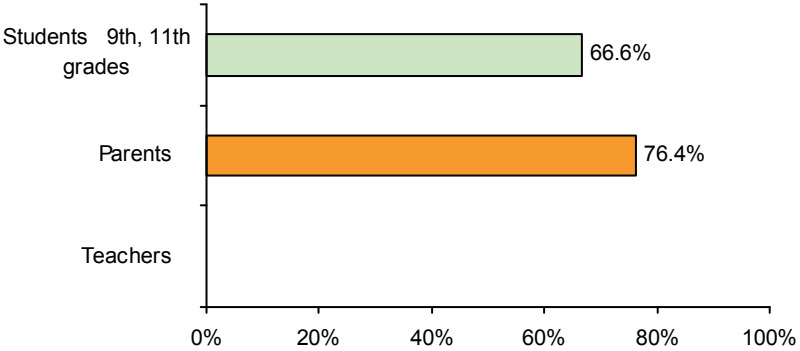
SQS Summary Table

Dimension	Group		Percent (%) Response			
			Average (7-1)	Positive (> 4.0)	Neutral (= 4.0)	Negative (< 4.0)
A. Safety	Students	9th, 11th grades	5.1	66.6%	26.6%	6.6%
	Parents		5.0	76.4%	16.8%	6.6%
	Teachers		--	--	--	--
B. Well-Being	Students	9th, 11th grades	4.4	50%	30%	20%
	Parents		5.4	83.5%	12.5%	3.9%
	Teachers		--	--	--	--
C. Satisfaction	Students	9th, 11th grades	5.1	60%	40%	0%
	Parents		4.9	68.4%	20%	11.6%
	Teachers		--	--	--	--
D. Involvement/Engagement	Students	9th, 11th grades	4.3	40%	35%	25%
	Parents		4.9	63.1%	27.5%	9.3%
	Teachers		--	--	--	--

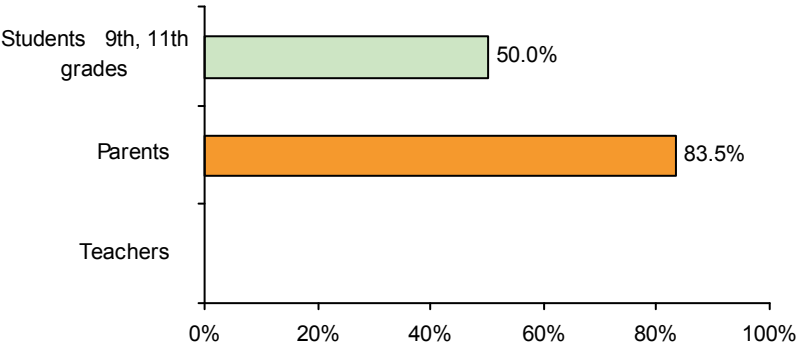
SQS Summary Figure

Dimension	Group	Percent Positive Response
-----------	-------	---------------------------

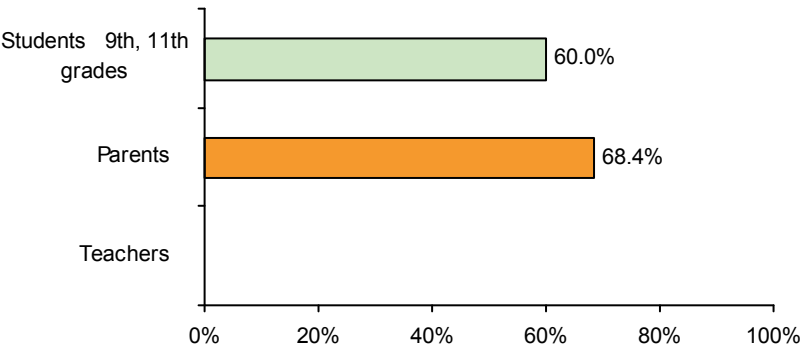
A. Safety



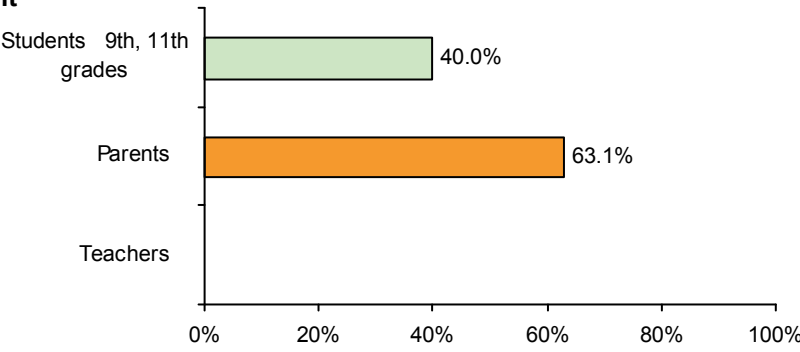
B. Well-Being



C. Satisfaction



D. Involvement/Engagement



High School Student Survey

A. Safety

	Completely Agree (7)	Strongly Agree (6)	Agree (5)	Neutral (4)	Disagree (3)	Strongly Disagree (2)	Completely Disagree (1)	N	Average Rating
1. I feel safe at school.	1 20.0%	1 20.0%	1 20.0%	2 40.0%	0 0.0%	0 0.0%	0 0.0%	5 100%	5.2
2. Students at my school who violate safety rules are disciplined.	1 20.0%	1 20.0%	1 20.0%	1 20.0%	0 0.0%	0 0.0%	1 20.0%	5 100%	4.6
3. I feel safe from the bullying behavior of students at my school.	1 20.0%	1 20.0%	2 40.0%	1 20.0%	0 0.0%	0 0.0%	0 0.0%	5 100%	5.4
4. I feel the school grounds and facilities are safe for students.	1 20.0%	1 20.0%	1 20.0%	2 40.0%	0 0.0%	0 0.0%	0 0.0%	5 100%	5.2
5. If I ever got sick at school, someone would take care of me.	1 20.0%	0 0.0%	3 60.0%	1 20.0%	0 0.0%	0 0.0%	0 0.0%	5 100%	5.2
6. There are clear rules to ensure students' safety at school.	1 20.0%	1 20.0%	1 20.0%	1 20.0%	1 20.0%	0 0.0%	0 0.0%	5 100%	5.0
Dimension Totals:	6 20.0%	5 16.7%	9 30.0%	8 26.7%	1 3.3%	0 0.0%	1 3.3%	30 100%	5.1

B. Well-Being

	Completely Agree (7)	Strongly Agree (6)	Agree (5)	Neutral (4)	Disagree (3)	Strongly Disagree (2)	Completely Disagree (1)	N	Average Rating
7. I have friends at school who care about me.	1 20.0%	1 20.0%	1 20.0%	1 20.0%	0 0.0%	0 0.0%	1 20.0%	5 100%	4.6
8. My teachers give me help on classwork when I need it.	2 40.0%	1 20.0%	1 20.0%	1 20.0%	0 0.0%	0 0.0%	0 0.0%	5 100%	5.8
9. If I feel bad, I can get help from the school staff.	1 20.0%	0 0.0%	2 40.0%	1 20.0%	1 20.0%	0 0.0%	0 0.0%	5 100%	4.8
10. I usually get a good night's sleep before going to school in the morning.	0 0.0%	0 0.0%	1 20.0%	2 40.0%	0 0.0%	0 0.0%	2 40.0%	5 100%	3.0
11. I usually eat breakfast before school.	0 0.0%	0 0.0%	1 20.0%	2 40.0%	0 0.0%	0 0.0%	2 40.0%	5 100%	3.0
12. I am treated fairly at this school.	1 20.0%	1 20.0%	1 20.0%	2 40.0%	0 0.0%	0 0.0%	0 0.0%	5 100%	5.2
Dimension Totals:	5 16.7%	3 10.0%	7 23.3%	9 30.0%	1 3.3%	0 0.0%	5 16.7%	30 100%	4.4

High School Student Survey

C. Satisfaction

	Completely Agree (7)	Strongly Agree (6)	Agree (5)	Neutral (4)	Disagree (3)	Strongly Disagree (2)	Completely Disagree (1)	N	Average Rating
13. I feel my classes are preparing me well for more schooling or for a job.	2 40.0%	0 0.0%	1 20.0%	2 40.0%	0 0.0%	0 0.0%	0 0.0%	5 100%	5.4
14. I am satisfied with the education I am receiving at my school.	1 20.0%	0 0.0%	2 40.0%	2 40.0%	0 0.0%	0 0.0%	0 0.0%	5 100%	5.0
15. My school's facilities help me learn.	1 20.0%	0 0.0%	2 40.0%	2 40.0%	0 0.0%	0 0.0%	0 0.0%	5 100%	5.0
16. I am satisfied with the quality of teaching most of my teachers provide at school.	1 20.0%	1 20.0%	1 20.0%	2 40.0%	0 0.0%	0 0.0%	0 0.0%	5 100%	5.2
17. Overall, this is a good school.	1 20.0%	0 0.0%	2 40.0%	2 40.0%	0 0.0%	0 0.0%	0 0.0%	5 100%	5.0
Dimension	6	1	8	10	0	0	0	25	
Totals:	24.0%	4.0%	32.0%	40.0%	0.0%	0.0%	0.0%	100%	5.1

D. Involvement/Engagement

	Completely Agree (7)	Strongly Agree (6)	Agree (5)	Neutral (4)	Disagree (3)	Strongly Disagree (2)	Completely Disagree (1)	N	Average Rating
18. If I have concerns, I feel comfortable speaking to school staff about them.	1 20.0%	0 0.0%	2 40.0%	1 20.0%	1 20.0%	0 0.0%	0 0.0%	5 100%	4.8
19. I like coming to school.	0 0.0%	0 0.0%	0 0.0%	2 40.0%	1 20.0%	1 20.0%	1 20.0%	5 100%	2.8
20. When there is a school event that I like, I participate.	1 20.0%	0 0.0%	1 20.0%	2 40.0%	1 20.0%	0 0.0%	0 0.0%	5 100%	4.6
21. I am interested in classes and programs provided at school.	1 20.0%	1 20.0%	1 20.0%	2 40.0%	0 0.0%	0 0.0%	0 0.0%	5 100%	5.2
Dimension	3	1	4	7	3	1	1	20	
Totals:	15.0%	5.0%	20.0%	35.0%	15.0%	5.0%	5.0%	100%	4.4

A. Safety

	Completely Agree (7)	Strongly Agree (6)	Agree (5)	Neutral (4)	Disagree (3)	Strongly Disagree (2)	Completely Disagree (1)	N	Average Rating
1. My child is safe at school.	8 12.7%	17 27.0%	30 47.6%	8 12.7%	0 0.0%	0 0.0%	0 0.0%	63 100%	5.4
2. My child is safe from harassment, intimidation, and threats at school.	5 7.9%	11 17.5%	27 42.9%	11 17.5%	8 12.7%	1 1.6%	0 0.0%	63 100%	4.9
3. My child has a caring adult to ensure my child's safety at school.	11 17.7%	13 21.0%	24 38.7%	13 21.0%	1 1.6%	0 0.0%	0 0.0%	62 100%	5.3
4. The school grounds and facilities are safe for my child.	5 8.1%	13 21.0%	35 56.5%	4 6.5%	5 8.1%	0 0.0%	0 0.0%	62 100%	5.1
5. Threats, intimidation, harassment, or hazing are rare in this school.	4 6.5%	6 9.7%	24 38.7%	21 33.9%	4 6.5%	2 3.2%	1 1.6%	62 100%	4.6
6. My child's school has clear rules to maintain students' safety at school.	6 9.7%	15 24.2%	32 51.6%	6 9.7%	3 4.8%	0 0.0%	0 0.0%	62 100%	5.2
Dimension Totals:	39 10.4%	75 20.1%	172 46.0%	63 16.8%	21 5.6%	3 0.8%	1 0.3%	374 100%	5.1

B. Well-Being

	Completely Agree (7)	Strongly Agree (6)	Agree (5)	Neutral (4)	Disagree (3)	Strongly Disagree (2)	Completely Disagree (1)	N	Average Rating
7. My child has friends in school who care about my child.	14 22.2%	20 31.7%	26 41.3%	3 4.8%	0 0.0%	0 0.0%	0 0.0%	63 100%	5.7
8. My child's teachers provide help on classwork when my child needs it.	11 17.7%	19 30.6%	18 29.0%	12 19.4%	2 3.2%	0 0.0%	0 0.0%	62 100%	5.4
9. If my child ever got sick at school, someone would take care of my child.	10 15.9%	14 22.2%	30 47.6%	6 9.5%	3 4.8%	0 0.0%	0 0.0%	63 100%	5.3
10. My child is well-rested for school.	8 12.7%	19 30.2%	25 39.7%	5 7.9%	5 7.9%	1 1.6%	0 0.0%	63 100%	5.3
11. My child is fed before school.	17 27.0%	18 28.6%	23 36.5%	4 6.3%	1 1.6%	0 0.0%	0 0.0%	63 100%	5.7
12. Students are treated fairly at school.	4 6.5%	14 22.6%	24 38.7%	17 27.4%	2 3.2%	1 1.6%	0 0.0%	62 100%	5.0
Dimension Totals:	64 17.0%	104 27.7%	146 38.8%	47 12.5%	13 3.5%	2 0.5%	0 0.0%	376 100%	5.4

C. Satisfaction

	Completely Agree (7)	Strongly Agree (6)	Agree (5)	Neutral (4)	Disagree (3)	Strongly Disagree (2)	Completely Disagree (1)	N	Average Rating
13. I am satisfied with the education my child is receiving at school.	10 16.4%	11 18.0%	22 36.1%	9 14.8%	8 13.1%	1 1.6%	0 0.0%	61 100%	5.0
14.* I am satisfied with the quality of resources provided to teachers and students for learning.	8 12.7%	11 17.5%	21 33.3%	10 15.9%	10 15.9%	2 3.2%	1 1.6%	63 100%	4.8
15. I am satisfied with the printed materials, e-mail/online, phone/text, or in-person meetings used by the school to communicate with me.	6 9.5%	10 15.9%	28 44.4%	14 22.2%	5 7.9%	0 0.0%	0 0.0%	63 100%	5.0
16. My child's teachers seek ways to improve my child's academic progress.	8 12.7%	10 15.9%	26 41.3%	17 27.0%	2 3.2%	0 0.0%	0 0.0%	63 100%	5.1
Dimension	32	42	97	50	25	3	1	250	5.0
Totals:	12.8%	16.8%	38.8%	20.0%	10.0%	1.2%	0.4%	100%	

D. Involvement/Engagement

	Completely Agree (7)	Strongly Agree (6)	Agree (5)	Neutral (4)	Disagree (3)	Strongly Disagree (2)	Completely Disagree (1)	N	Average Rating
17. Teachers are available to discuss my child's work or behavior.	8 12.9%	10 16.1%	30 48.4%	12 19.4%	0 0.0%	2 3.2%	0 0.0%	62 100%	5.1
18. If I have concerns, I am taken seriously by school administrators.	11 18.0%	9 14.8%	19 31.1%	16 26.2%	5 8.2%	0 0.0%	1 1.6%	61 100%	5.0
19. The school staff makes me feel welcome at the school.	12 19.0%	11 17.5%	21 33.3%	11 17.5%	7 11.1%	1 1.6%	0 0.0%	63 100%	5.1
20. The school gives me opportunities to participate in important decisions about my child's education.	7 11.1%	13 20.6%	22 34.9%	17 27.0%	2 3.2%	2 3.2%	0 0.0%	63 100%	5.0
21. Most of my child's teachers work with me to improve my child's learning	9 14.5%	7 11.3%	19 30.6%	21 33.9%	4 6.5%	2 3.2%	0 0.0%	62 100%	4.8
22. The school has encouraged me to participate in classroom and school activities.	9 14.3%	2 3.2%	17 27.0%	26 41.3%	7 11.1%	1 1.6%	1 1.6%	63 100%	4.6
Dimension	56	52	128	103	25	8	2	374	4.9
Totals:	15.0%	13.9%	34.2%	27.5%	6.7%	2.1%	0.5%	100%	

* Unlike the prior two years' SQS reports, the reference to the "Hawaii Department of Education" (DOE) was removed from this question.

A. Safety

B. Well-Being

C. Satisfaction

D. Involvement/Engagement

** Unlike the prior two years' SQS reports, this question has been changed to refer to the resources and professional development opportunities provided at the school-level, not system-wide by the Hawaii Department of Education (DOE).*