



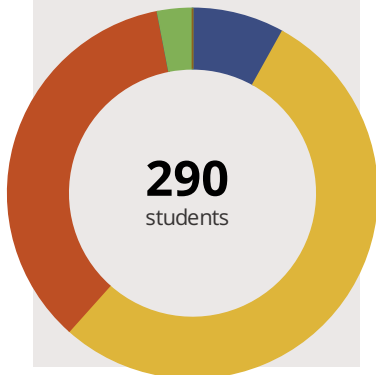
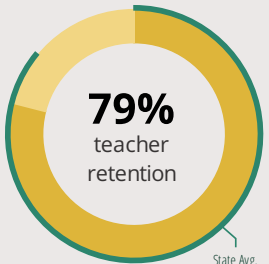
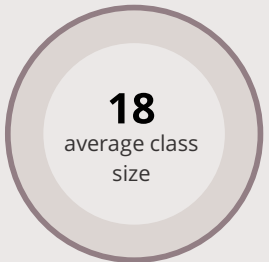
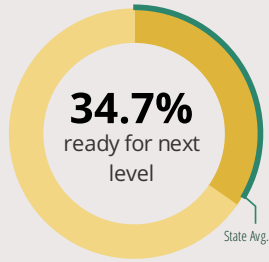
SIEDEN PRAIRIE ELEMENTARY SCHOOL

725 NOTRE DAME DR MATTESON, IL 60443 1526 (708) 720-2626

Grades: K-5
District: ESD 159

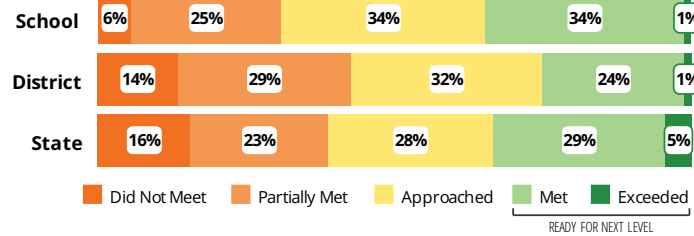
Principal: Latonya McCaskill
Superintendent: Dr. Mable Alfred

FAST FACTS



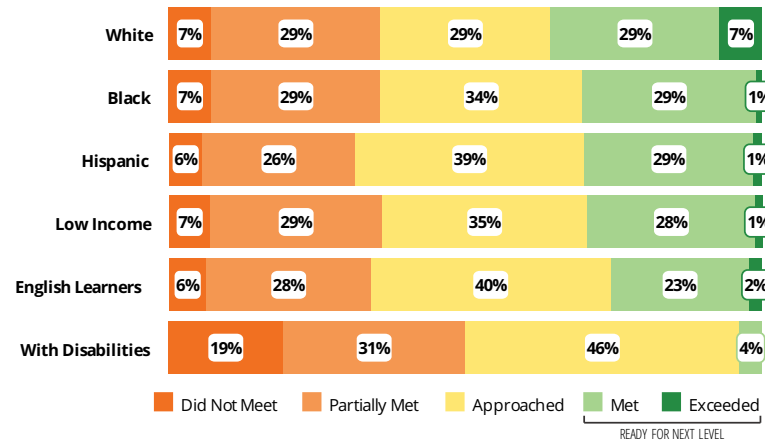
Academic Success

All Illinois students in grades 3-8 take the PARCC assessment each year. High school students take the PARCC in specific Math or English Language Arts (ELA) courses.



Success by Student Group

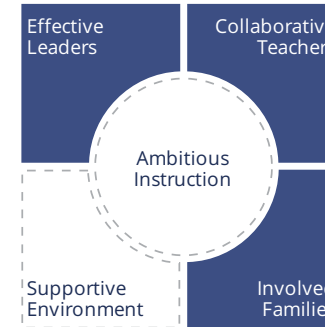
This display shows PARCC performance levels for each student group. No data is shown for groups with fewer than 10 students.



Student Characteristics

White	8%	Low Income	78%
Black	53%	English Learners	28%
Hispanic	35%	With Disabilities	12%
Asian	0%	Homeless	1%
American Indian	0%		
Two or More Races	3%		
Pacific Islander	0%		

School Environment



The **5Essentials Survey** allows students in grades 6-12 and all teachers to share their perspectives on essential conditions for learning. The anonymous survey consists of 5 components.

- Most implementation
- More implementation
- Average implementation
- Less implementation
- Least implementation
- Not Applicable/Low Response

Response Rates

Students	-
Teachers	96%

More Effective Leaders

Do principals and teachers implement a shared vision for success?

More Collaborative Teachers

Do teachers collaborate to promote professional growth?

Ambitious Instruction

Are the classes challenging and engaging?

Supportive Environment

Is the school safe, demanding, and supportive?

More Involved Families

Does the entire staff build strong external relationships?

Student Attendance and Mobility

Attendance Rate

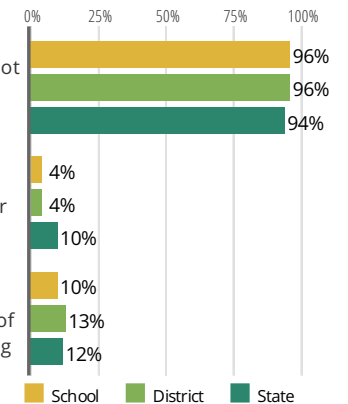
Rate at which students are present at school, not including excused or unexcused absences

Chronic Truancy Rate

Percentage of students who have been absent without valid reasons for 5% or more of regular school days

Student Mobility

Percentage of students who transfer in or out of the school during the school year, not including graduates





SIEDEN PRAIRIE ELEMENTARY SCHOOL

School Highlights

Academic Courses

Sieden Prairie's Vision: To provide our students/staff and parent community with a safe, clean, orderly, nurturing and learning filled environment that is rich in content, character, challenge, diversity, and technology; whereas we believe in and uphold high expectations, building relationships, and engaging the learner. Furthermore, it is our co

Physical Education, Heath and Wellness

Physical Education and Health are offered at Sieden Prairie School at least once per week for a 40 minute class period to all K-5 grade students. Physical Education and Health standards are followed for each lesson. Students are engaged in various fitness activities throughout the school year.

Other Programs and Activities

STEM Participants, Gifted and Talented Program, After School Tutorial Program (TIPS), AT&T United Way/Employee Giving Campaign, Believers Church-Donated book bags and supplies, Daddy/Daughter Dance, DARE program, Family Nights, Manheim Chicago Auto Auction-Donated book bags and supplies, Mother/Son Dance, Parent Advisory, Project Choices, Recycling

School Awards

Golden Apple Award - Mrs. Karen Meany; Who's Who Among American Teachers - Mrs. LaTonya McCaskill; Golden Apple Leadership Nominee - Mrs. LaTonya McCaskill, ISBE Honor Roll Spotlight Award - 2009, 2011, 2012

Career Development Courses and Programs

Annual Career Day

Athletics

Boy's Basketball, Boy's Soccer, Girl's Basketball, Girl's Soccer

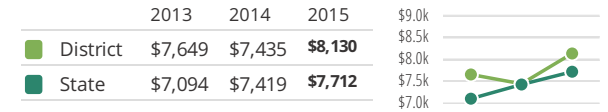
School Personnel Resources

Bilingual Education Teacher, English as a Second Language Teacher, Reading Teacher, School Social Worker, Special Education Teacher

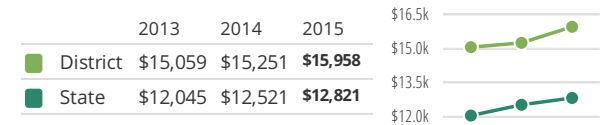
Facilities

District Finance

Instructional Spending per Pupil includes only the activities directly dealing with the teaching of students or the interaction between teachers and students.



Operational Spending per Pupil includes all costs for overall operations in this school's district, including Instructional Spending, but excluding summer school, adult education, capital expenditures, and long-term debt payments.



Educator Measures

This school has had **1 principal(s)** over the past 6 years. In the last three years, an average of **79% of teachers** return to this school each year.

FOR MORE INFORMATION

Visit IllinoisReportCard.com to see additional details about each item of information for this school. There you will find charts spanning multiple years, detailed explanations, resources, more of the school's programs and activities, and powerful tools that let you dig deeper into data.

Most of this data has been collected by ISBE from school districts through data systems. Some information, such as the School Highlights, is entered directly by principals and can be updated throughout the year.