

TEXAS EDUCATION AGENCY
2014 Accountability Summary
 FARMERSVILLE H S (043904001) - FARMERSVILLE ISD

Accountability Rating

Met Standard

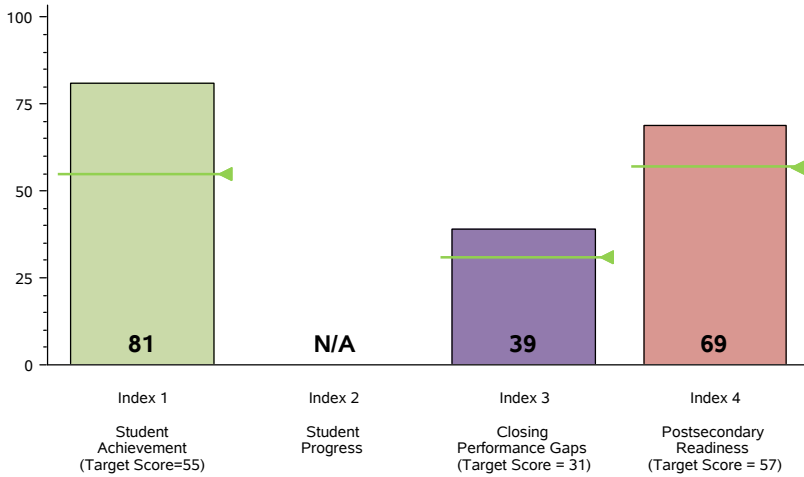
Met Standards on	Did Not Meet Standards on
- Student Achievement - Closing Performance Gaps - Postsecondary Readiness	- NONE

Distinction Designation



Academic Achievement in Reading/ELA
NO DISTINCTION EARNED
Academic Achievement in Mathematics
NO DISTINCTION EARNED
Academic Achievement in Science
DISTINCTION EARNED
Academic Achievement in Social Studies
DISTINCTION EARNED
Top 25 Percent Student Progress
NOT ELIGIBLE
Top 25 Percent Closing Performance Gaps
NO DISTINCTION EARNED
Postsecondary Readiness
NO DISTINCTION EARNED

Performance Index Report



Campus Demographics

Campus Type	High School
Campus Size	431 Students
Grade Span	09 - 12
Percent Economically Disadvantaged	42.7%
Percent English Language Learners	1.9%
Mobility Rate	13.4%

Performance Index Summary

Index	Points Earned	Maximum Points	Index Score
1 - Student Achievement	478	589	81
2 - Student Progress	N/A	N/A	N/A
3 - Closing Performance Gaps	546	1,400	39
4 - Postsecondary Readiness			
STAAR Score	12.1		
Graduation Rate Score	24.4		
Graduation Plan Score	16.8		
Postsecondary Indicator Score	15.6		69

System Safeguards

Number and Percent of Indicators Met

Performance Rates	15 out of 15 = 100%
Participation Rates	6 out of 9 = 67%
Graduation Rates	3 out of 3 = 100%
Total	24 out of 27 = 89%

For further information about this report, please see the Performance Reporting Division web site at <http://ritter.tea.state.tx.us/perfreport/account/2014/index.html>

TEXAS EDUCATION AGENCY
2014 Accountability Summary
 FARMERSVILLE J H (043904041) - FARMERSVILLE ISD

Accountability Rating

Met Standard

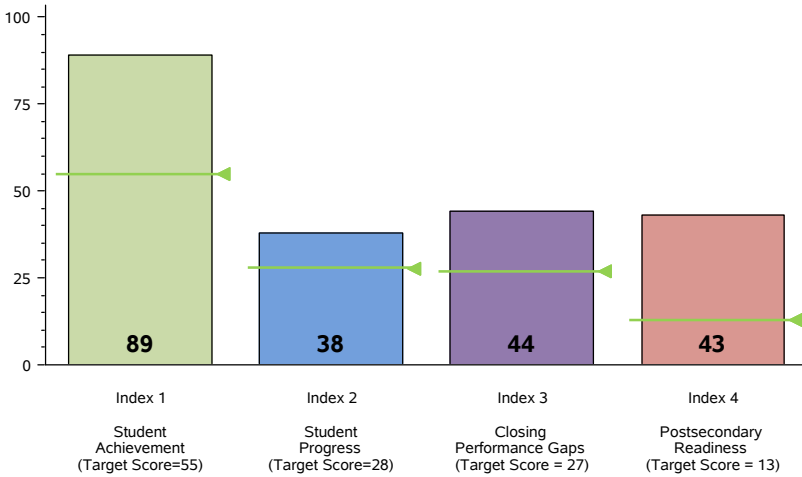
Met Standards on	Did Not Meet Standards on
- Student Achievement - Student Progress - Closing Performance Gaps - Postsecondary Readiness	- NONE

Distinction Designation



Academic Achievement in Reading/ELA
DISTINCTION EARNED
Academic Achievement in Mathematics
DISTINCTION EARNED
Academic Achievement in Science
DISTINCTION EARNED
Academic Achievement in Social Studies
NO DISTINCTION EARNED
Top 25 Percent Student Progress
DISTINCTION EARNED
Top 25 Percent Closing Performance Gaps
DISTINCTION EARNED
Postsecondary Readiness
DISTINCTION EARNED

Performance Index Report



Campus Demographics

Campus Type	Middle School
Campus Size	374 Students
Grade Span	06 - 08
Percent Economically Disadvantaged	51.9%
Percent English Language Learners	2.1%
Mobility Rate	10.0%

Performance Index Summary

Index	Points Earned	Maximum Points	Index Score
1 - Student Achievement	983	1,100	89
2 - Student Progress	610	1,600	38
3 - Closing Performance Gaps	880	2,000	44
4 - Postsecondary Readiness			
STAAR Score	43.3		
Graduation Rate Score	N/A		
Graduation Plan Score	N/A		
Postsecondary Indicator Score	N/A		43

System Safeguards

Number and Percent of Indicators Met

Performance Rates	21 out of 22 = 95%
Participation Rates	10 out of 10 = 100%
Graduation Rates	N/A
Total	31 out of 32 = 97%

For further information about this report, please see the Performance Reporting Division web site at <http://ritter.tea.state.tx.us/perfreport/account/2014/index.html>

TEXAS EDUCATION AGENCY
2014 Accountability Summary
TATUM EL (043904101) - FARMERSVILLE ISD

Accountability Rating

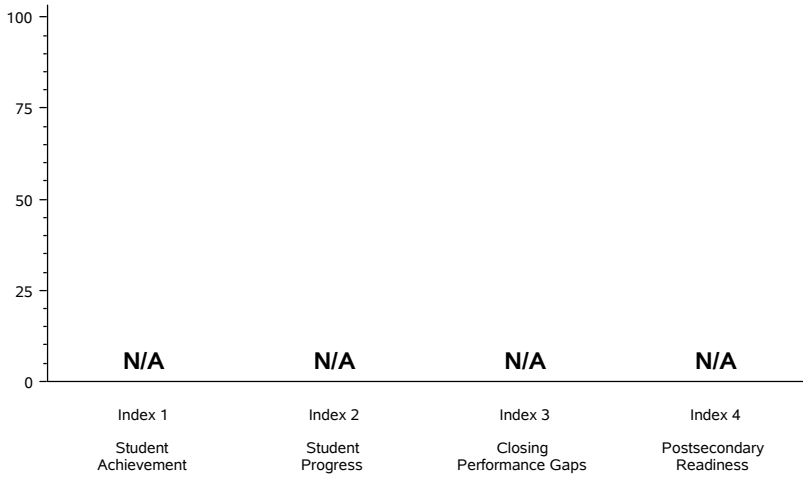
Met Standard

This campus is paired with FARMERSVILLE INT (043904102)

Distinction Designation

Academic Achievement in Reading/ELA
NOT ELIGIBLE
Academic Achievement in Mathematics
NOT ELIGIBLE
Academic Achievement in Science
NOT ELIGIBLE
Academic Achievement in Social Studies
NOT ELIGIBLE
Top 25 Percent Student Progress
NOT ELIGIBLE
Top 25 Percent Closing Performance Gaps
NOT ELIGIBLE
Postsecondary Readiness
NOT ELIGIBLE

Performance Index Report



Campus Demographics

Campus Type	Elementary
Campus Size	253 Students
Grade Span	PK - 01
Percent Economically Disadvantaged	62.1%
Percent English Language Learners	18.2%
Mobility Rate	14.9%

Performance Index Summary

Index	Points Earned	Maximum Points	Index Score
1 - Student Achievement	N/A	N/A	N/A
2 - Student Progress	N/A	N/A	N/A
3 - Closing Performance Gaps	N/A	N/A	N/A
4 - Postsecondary Readiness	N/A	N/A	N/A

System Safeguards

Number and Percent of Indicators Met

Performance Rates	N/A
Participation Rates	N/A
Graduation Rates	N/A
Total	N/A

For further information about this report, please see the Performance Reporting Division web site at <http://ritter.tea.state.tx.us/perfreport/account/2014/index.html>

TEXAS EDUCATION AGENCY
2014 Accountability Summary
FARMERSVILLE INT (043904102) - FARMERSVILLE ISD

Accountability Rating

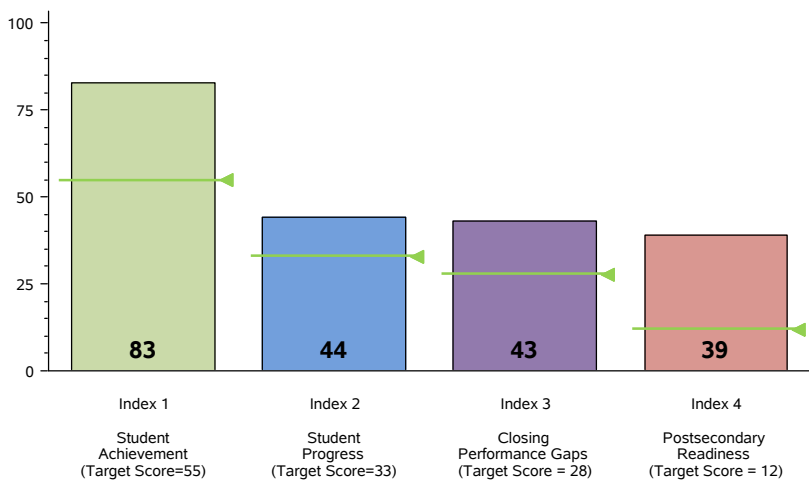
Met Standard

Met Standards on	Did Not Meet Standards on
- Student Achievement	- NONE
- Student Progress	
- Closing Performance Gaps	
- Postsecondary Readiness	

Distinction Designation

Academic Achievement in Reading/ELA	NO DISTINCTION EARNED
Academic Achievement in Mathematics	NO DISTINCTION EARNED
Academic Achievement in Science	NO DISTINCTION EARNED
Academic Achievement in Social Studies	NOT ELIGIBLE
Top 25 Percent Student Progress	NO DISTINCTION EARNED
Top 25 Percent Closing Performance Gaps	NO DISTINCTION EARNED
Postsecondary Readiness	NO DISTINCTION EARNED

Performance Index Report



Campus Demographics

Campus Type	Elementary
Campus Size	469 Students
Grade Span	02 - 05
Percent Economically Disadvantaged	57.8%
Percent English Language Learners	8.5%
Mobility Rate	11.0%

Performance Index Summary

Index	Points Earned	Maximum Points	Index Score
1 - Student Achievement	786	944	83
2 - Student Progress	698	1,600	44
3 - Closing Performance Gaps	681	1,600	43
4 - Postsecondary Readiness			
STAAR Score	38.7		
Graduation Rate Score	N/A		
Graduation Plan Score	N/A		
Postsecondary Indicator Score	N/A		39

System Safeguards

Number and Percent of Indicators Met	
Performance Rates	20 out of 20 = 100%
Participation Rates	12 out of 12 = 100%
Graduation Rates	N/A
Total	32 out of 32 = 100%

For further information about this report, please see the Performance Reporting Division web site at <http://ritter.tea.state.tx.us/perfreport/account/2014/index.html>