

# Pennsylvania Teacher Effectiveness System and School Performance Profile



Norwin School District  
Presentation to the Parent Advisory Committee  
October 7, 2013

## Teacher Effectiveness System in Act 82 of 2012

### Teacher Observation & Practice *Effective 2013-2014 SY*

Danielson Framework Domains

1. Planning and Preparation
2. Classroom Environment
3. Instruction
4. Professional Responsibilities

### Building Level Data/School Performance Profile *Effective 2013-2014 SY*

Indicators of Academic Achievement  
Indicators of Closing the Achievement Gap, All Students  
Indicators of Closing the Achievement Gap, Subgroups  
Academic Growth PVAAS  
Other Academic Indicators  
Credit for Advanced Achievement

### Teacher Specific Data

PVAAS / Growth 3 Year Rolling Average

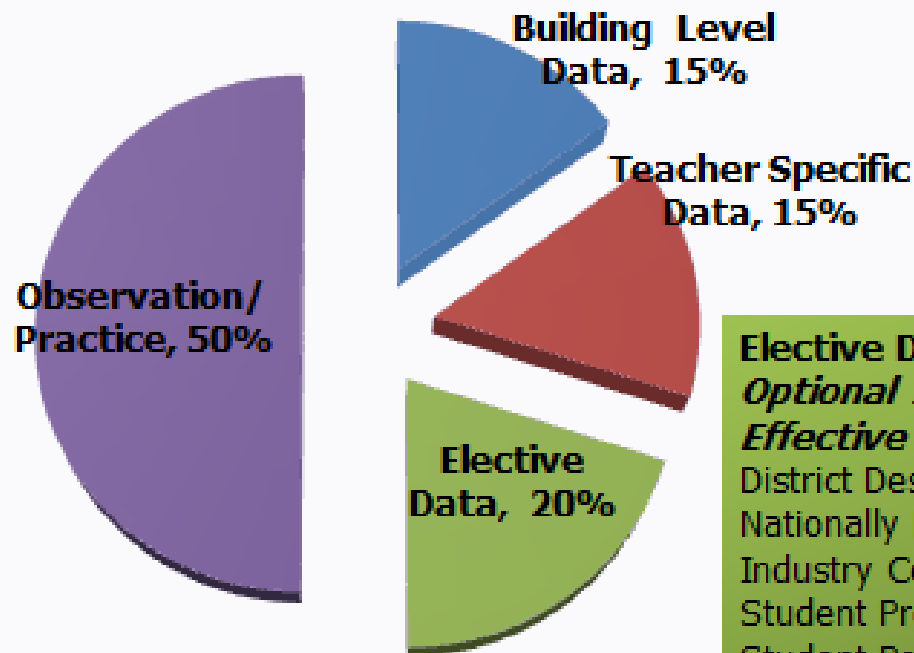
1. 2013-2014 SY
2. 2014-2015 SY
3. 2015-2016 SY

Other data as provided in Act 82

### Elective Data/SLOs

*Optional 2013-2014 SY*  
*Effective 2014-2015 SY*

District Designed Measures and Examinations  
Nationally Recognized Standardized Tests  
Industry Certification Examinations  
Student Projects Pursuant to Local Requirements  
Student Portfolios Pursuant to Local Requirements



## Teacher Effectiveness System in Act 82 of 2012

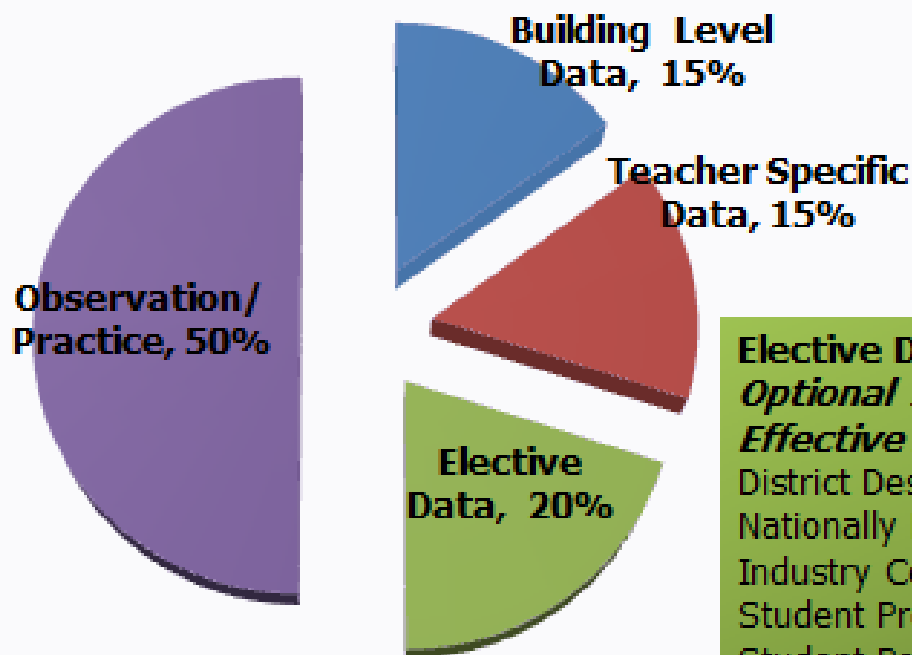
### Teacher Observation & Practice *Effective 2013-2014 SY*

Danielson Framework Domains

1. Planning and Preparation
2. Classroom Environment
3. Instruction
4. Professional Responsibilities

### Building Level Data/School Performance Profile *Effective 2013-2014 SY*

- Indicators of Academic Achievement
- Indicators of Closing the Achievement Gap, All Students
- Indicators of Closing the Achievement Gap, Subgroups
- Academic Growth PVAAS
- Other Academic Indicators
- Credit for Advanced Achievement



### Teacher Specific Data

PVAAS / Growth 3 Year Rolling Average

1. 2013-2014 SY
2. 2014-2015 SY
3. 2015-2016 SY

Other data as provided in Act 82



### Elective Data/SLOs

*Optional 2013-2014 SY*  
*Effective 2014-2015 SY*

- District Designed Measures and Examinations
- Nationally Recognized Standardized Tests
- Industry Certification Examinations
- Student Projects Pursuant to Local Requirements
- Student Portfolios Pursuant to Local Requirements

## Pennsylvania's Educator Effectiveness System: PVAAS Teacher Reporting Implementation Timeline

School Years:	SY12-13	SY13-14	SY14-15	SY15-16	SY16-17
PA State Assessments	<p><b>Keystones:</b> Alg I, Bio, Lit Operational</p> <p>PSSA 3-8: Operational PSSA-CC 3-5: Field Test PSSA-CC 6-8: Not tested</p> <p><i>PVAAS Base Yr Reset 4-8</i></p>	<p><b>Keystones:</b> Alg I, Bio, Lit Operational</p> <p>PSSA 3-8: Operational PSSA-CC 3-5: Field Test PSSA-CC 6-8: Field Test</p> <p><i>PVAAS Base Yr Reset 4-8</i></p>	<p><b>Keystones:</b> Alg I, Bio, Lit Operational</p> <p>PSSA-CC 3-8: Operational</p> <p><i>PVAAS Base Yr Reset 4-8</i></p>	<p><b>Keystones:</b> Alg I, Bio, Lit Operational</p> <p>PSSA-CC 3-8: Operational</p> <p><i>Evaluate Setting PVAAS Base Year 4-8</i></p>	<p><b>Keystones:</b> Alg I, Bio, Lit Operational</p> <p>PSSA-CC 3-8: Operational</p> <p><i>Evaluate Setting PVAAS Base Yr 4-8 on SY15-16</i></p>
PVAAS Roster Verification & PVAAS Teacher Reporting	<p><b>SY12-13</b></p> <p>Spring 2013 LEA Pilot of PVAAS Roster Verification Window</p> <p>Fall 2013 Pilot Release of PVAAS Teacher Reporting (Based on SY12-13)</p> <p><i>Does <u>NOT</u> Count Towards 1<sup>st</sup> Educator Effectiveness PVAAS 3 Year Rolling Average</i></p>	<p><b>SY13-14</b></p> <p>Spring 2014 PVAAS Roster Verification Window</p> <p>Fall 2014 Release PVAAS 1-Year Teacher Reporting (Based on SY13-14)</p> <p><i>DOES Count Towards Educator Effectiveness PVAAS 3 Year Rolling Average</i></p>	<p><b>SY14-15</b></p> <p>Spring 2015 PVAAS Roster Verification Window</p> <p>Fall 2015 Release PVAAS 1-Year Teacher Reporting (Based on SY14-15)</p> <p><i>DOES Count Towards Educator Effectiveness PVAAS 3 Year Rolling Average</i></p>	<p><b>SY15-16</b></p> <p>Spring 2016 PVAAS Roster Verification Window</p> <p>Fall 2016 Release PVAAS 1-Year Teacher Reporting (Based on SY15-16)</p> <p><i>Fall 2016 Release of 1st PVAAS 3-Year Rolling Average to be Used on PA Educator Effectiveness System Rating Form for SY15-16 (Based on SY13-14, SY14-15, SY15-16)</i></p>	<p><b>SY16-17</b></p> <p>Spring 2017 PVAAS Roster Verification Window</p> <p>Fall 2017 Release PVAAS 1-Year Teacher Reporting (Based on SY16-17)</p> <p><i>Fall 2017 Release of 2nd PVAAS 3-Year Rolling Average to be Used on PA Educator Effectiveness System Rating Form for SY16-17 (Based on SY14-15, SY15-16, SY16-17)</i></p>

April 2013  
PVAAS Statewide Team for PDE  
[pdepvaaas@iu13.org](mailto:pdepvaaas@iu13.org)

Counts  
Towards 1<sup>st</sup>  
3 Year Avg.



# What is PVAAS teacher-specific reporting?

- Estimates the effect of a teacher's performance on the academic growth of a group of students.
- Taking into account *both* their endpoint and their entering achievement level.
- By concentrating on growth, PVAAS puts the emphasis on what educators *can* influence.
- PA teachers will have information regarding their influence on the academic progress of students.

# Which Teachers?

A PA certified educator with full or partial responsibility for content specific instruction of the assessed eligible content as measured by a PA state assessment



Face to Face

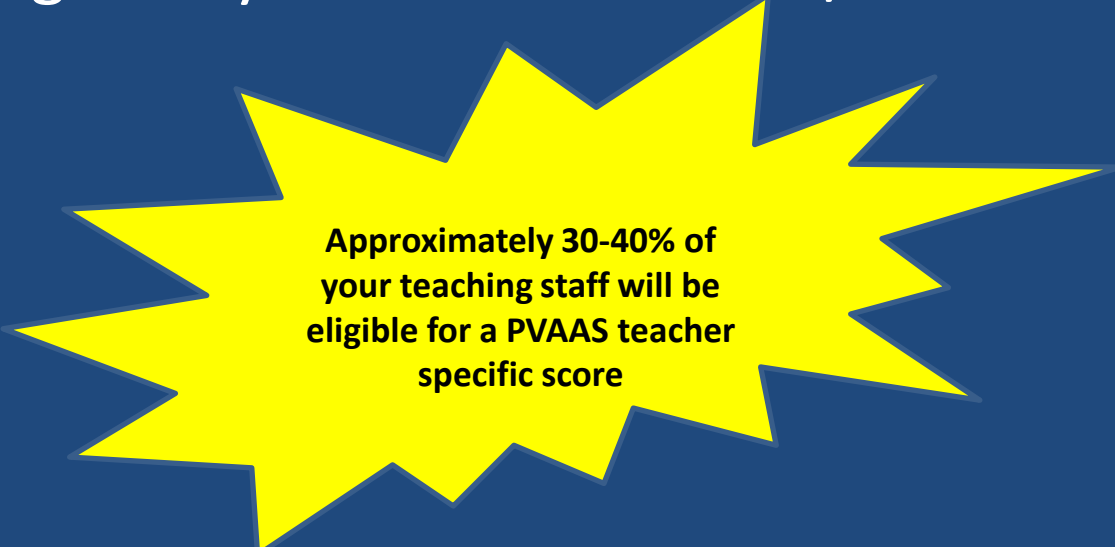


Online Instruction

# PVAAS Teacher Reporting:

## Teachers in Which Tested Grades/Subjects/Courses?

- PSSA: With/Without Accommodations (Not PASA)
  - Grades 4-8: Reading and Math
  - Grades 4 & 8: Science
  - Grades 5 & 8: Writing
    - Future: Transition into ELA Assessment
- Courses Culminating in Keystone Exams: With/Without Accommodations
  - Algebra I
  - Literature
  - Biology



Approximately 30-40% of  
your teaching staff will be  
eligible for a PVAAS teacher  
specific score

## Teacher Effectiveness System in Act 82 of 2012

### Teacher Observation & Practice *Effective 2013-2014 SY*

Danielson Framework Domains

1. Planning and Preparation
2. Classroom Environment
3. Instruction
4. Professional Responsibilities

### Building Level Data/School Performance Profile *Effective 2013-2014 SY*

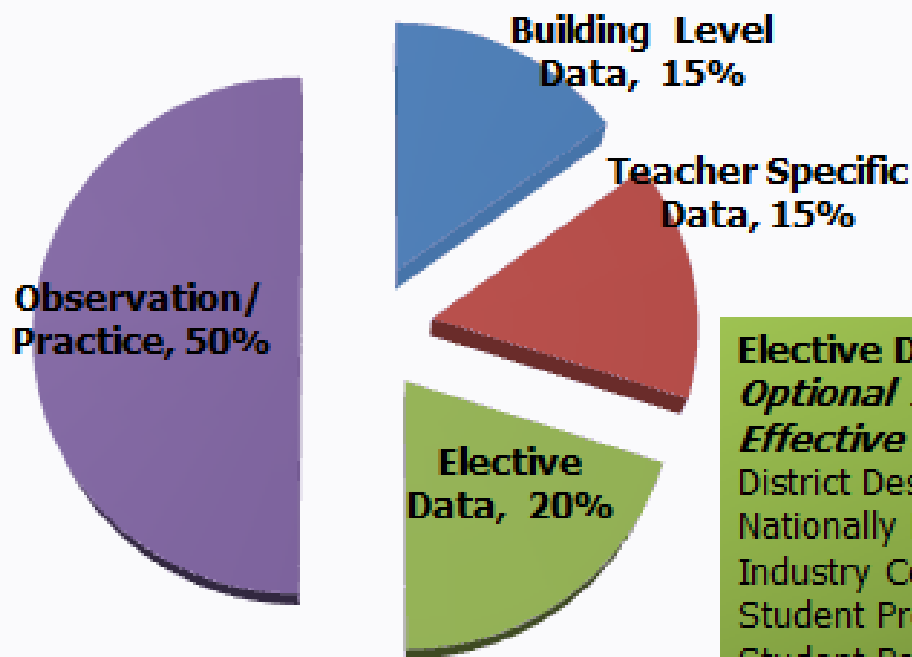
- Indicators of Academic Achievement
- Indicators of Closing the Achievement Gap, All Students
- Indicators of Closing the Achievement Gap, Subgroups
- Academic Growth PVAAS
- Other Academic Indicators
- Credit for Advanced Achievement

### Teacher Specific Data

PVAAS / Growth 3 Year Rolling Average

1. 2013-2014 SY
2. 2014-2015 SY
3. 2015-2016 SY

Other data as provided in Act 82



### Elective Data/SLOs

*Optional 2013-2014 SY*  
*Effective 2014-2015 SY*

- District Designed Measures and Examinations
- Nationally Recognized Standardized Tests
- Industry Certification Examinations
- Student Projects Pursuant to Local Requirements
- Student Portfolios Pursuant to Local Requirements



# PA School Performance Profile (PASSP)

## **The PA School Performance Profile serves several purposes:**

- Provide a building level score for teachers, as part of the Educator Effectiveness System
- Provide parents with comparative measures for the school/district of residence, neighboring schools/districts and schools/districts across the state
- Inform the public of the academic performance measures of each school, comprehensive career and technical center, cyber charter and charter school in Pennsylvania

# PA School Performance Profile

- Offer a resource for LEAs to communicate and compare performance, analyze performance indicators as related to achievement, and encourage best practice
- Employ as an analysis tool to inform goal setting, planning, and allocating resources to improve student achievement
- Compare performance to local schools
- Compare performance to schools with similar demographics
- Communicate performance to various constituencies

# PASPP Indicators

- Academic Achievement (40%)
- Closing the Achievement Gap – All Students (5%)
- Closing the Achievement Gap – Historically Underperforming Students (5%)
- Academic Growth/PVAAS (40%)
- Other Academic Indicators (10%)
  
- \*Extra Credit for Advanced Achievement

# PA School Performance Profile

- SPP site now reflects a June 2013 version.
- Log on to the SPP site:  
<http://training.paschoolperformance.org/2013>
- User Name: IUtrainer
- Password: Training1
- **PA School Performance Profile - available...**  
To school districts on September 23, 2013  
To the public on October 4, 2013