

Hopewell Valley Regional School District
 Additions, Renovations & Rehabilitation Work at Hopewell Valley Central HS
 FVHD # 4924D

Progress Report #6- 10/30/17 to 11/10/17

Exterior Site Work:

- E1. Replace existing leaking Fire Hydrant, installing new Insertion Valve and shut-off switch. Replace Existing Fire Hydrant located at Front Parking Lot



- E2. Building "B" Additions: Concrete Footing/ Piers & Anchor-bolt installation at the new Fire wall adjacent to existing building.



- E3. Building "B" Additions: Footing & Anchor-bolt preparations-Forming for Concrete



- E4. Building "B" Addition: Excavation and installation of Sanitary Piping



Hopewell Valley Regional School District
Additions, Renovations & Rehabilitation Work at Hopewell Valley Central HS
FVHD # 4924D

- E5. Bus Loop Widening: Survey and excavation for new curb, Subgrade preparation for new pavements. Underway




- E6. Building "A" Addition: Pad preparation, Remove unsuitable soil and reconstruct subgrade Completed



- E7. Backfill trench where new electrical conduit connection between the 100 & 200 wings Completed




- E8. Backfill trench where new electric Duct Bank between Existing Electric Room and New Addition Building "A" Completed



Hopewell Valley Regional School District
 Additions, Renovations & Rehabilitation Work at Hopewell Valley Central HS
 FVHD # 4924D

E9. Excavate, relocate existing Gas line around New Addition Building "A" and tie-in to existing line at Boiler Room

Completed




E10. New Water Line and Sanitary mains around Building "A"

Completed



E11. Excavate and install Re-routed new Water line thru Classroom #118 under-slab to Boiler Room thru above exterior soffit.

Completed



Hopewell Valley Regional School District
 Additions, Renovations & Rehabilitation Work at Hopewell Valley Central HS
 FVHD # 4924D

E12. Piping penetration thru Exterior soffit Completed
 above Existing exterior door @ 100
 Corridor from Classroom 118 to
 Existing Boiler Room and close-up
 soffit.



Interior Work:

1 Classroom #118:
 Remove existing concrete slab and
 dig utility pit- Install new Water
 Piping thru the pit to above existing
 ceiling to Boiler room.
 Build temporary construction
 partition to isolate pit from school
 activity till work completion and
 pouring concrete slab

Underway

