



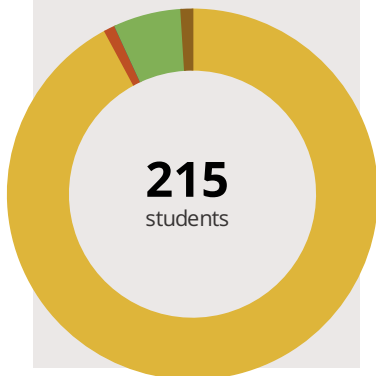
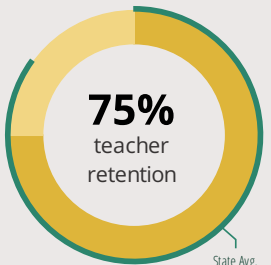
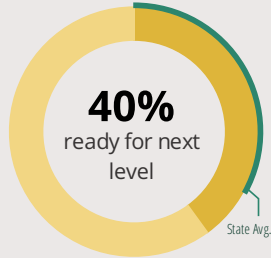
# WOODGATE ELEM SCHOOL

101 CENTRAL AVE MATTESON, IL 60443 1111 (708) 720-1107

Grades: P-5  
District: ESD 1509

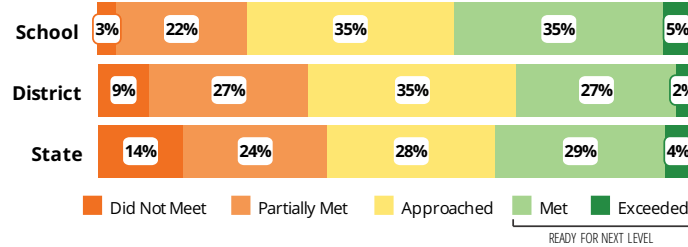
Principal: Dr.Nina Gregory-King  
Superintendent: Barbara Mason

## FAST FACTS



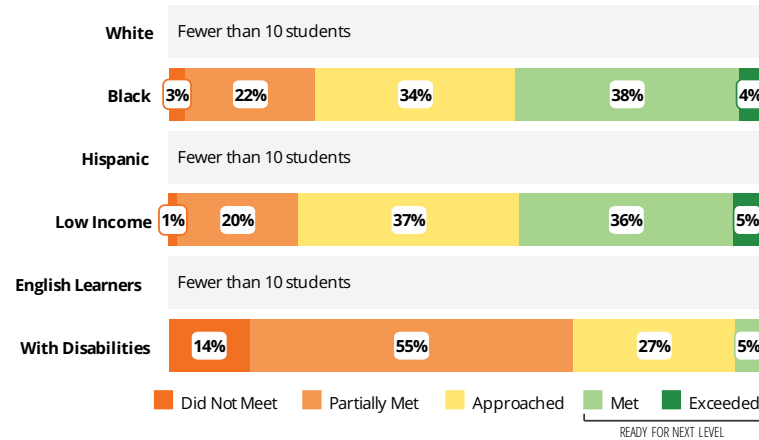
## Academic Success

All Illinois students in grades 3-8 take the PARCC assessment each year. High school students take the PARCC in specific Math or English Language Arts (ELA) courses.



## Success by Student Group

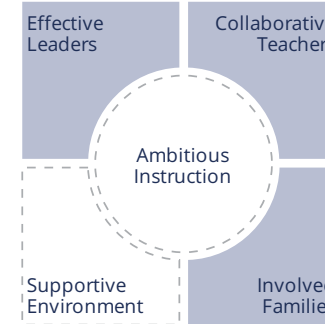
This display shows PARCC performance levels for each student group. No data is shown for groups with fewer than 10 students.



## Student Characteristics

White	0%	Low Income	75%
Black	94%	English Learners	0%
Hispanic	1%	With Disabilities	11%
Asian	0%	Homeless	3%
American Indian	0%		
Two or More Races	6%		
Pacific Islander	1%		

## School Environment



The **5Essentials Survey** allows students in grades 6-12 and all teachers to share their perspectives on essential conditions for learning. The anonymous survey consists of 5 components.

- Most implementation
- More implementation
- Average implementation
- Less implementation
- Least implementation
- Not Applicable/Low Response

### Response Rates

Students	-
Teachers	64%

- Effective Leaders**  
Do principals and teachers implement a shared vision for success?
- Collaborative Teachers**  
Do teachers collaborate to promote professional growth?
- Ambitious Instruction**  
Are the classes challenging and engaging?
- Supportive Environment**  
Is the school safe, demanding, and supportive?
- Involved Families**  
Does the entire staff build strong external relationships?

## Student Attendance and Mobility

### Attendance Rate

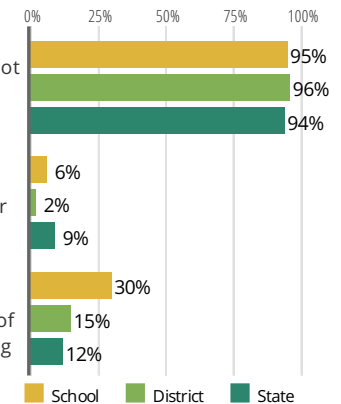
Rate at which students are present at school, not including excused or unexcused absences

### Chronic Truancy Rate

Percentage of students who have been absent without valid reasons for 5% or more of regular school days

### Student Mobility

Percentage of students who transfer in or out of the school during the school year, not including graduates





# WOODGATE ELEM SCHOOL

## School Highlights

### Academic Courses

Woodgate School offers rigorous and differentiated instruction in all core subjects. Teachers receive Professional Development based on the needs of students and instructional practices. Common Core standards are implemented at all grades for student mastery as we prepare for the new PARCC assessments.

### Physical Education, Health and Wellness

Breakfast Program, Health Education Courses, Nutrition, Physical Education classes

### Other Programs and Activities

Conflict Resolution, Family Nights, Mentoring Program, Neighborhood Association Partnership, Tutoring Program, PTO, Positive Behavior Intervention System (PBIS), Project Choices, Response to Intervention (RTI), School-wide field trips for STEM Education, Welcome Back Picnic, Fall Festival, School Dance, Basketball Fridays and community events.

### School Awards

State of Illinois recognized in 2007 and 2008 Academic School Improvement Award. State of Illinois recognized in 2011 "Spotlight School" status. National Board Certified Teacher in: Literacy, Reading, Language Arts for Early and Middle Education. Teachers are nominated for Those Who Excel, yearly.

### Career Development Courses and Programs

### Athletics

Co-ed Soccer and Basketball programs.

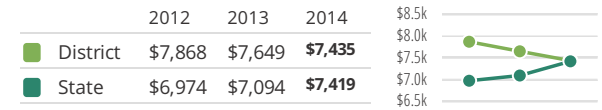
### School Personnel Resources

Pre-Kindergarten Teacher, Reading Teacher, School Nurse, School Psychologist, School Social Worker, Special Education Teacher

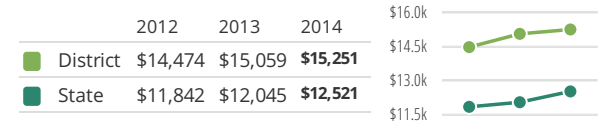
### Facilities

## District Finance

**Instructional Spending per Pupil** includes only the activities directly dealing with the teaching of students or the interaction between teachers and students.



**Operational Spending per Pupil** includes all costs for overall operations in this school's district, including Instructional Spending, but excluding summer school, adult education, capital expenditures, and long-term debt payments.



## Educator Measures

This school has had **1 principal(s)** over the past 6 years. In the last three years, an average of **75% of teachers** return to this school each year.

## FOR MORE INFORMATION

Visit [IllinoisReportCard.com](http://IllinoisReportCard.com) to see additional details about each item of information for this school. There you will find charts spanning multiple years, detailed explanations, resources, more of the school's programs and activities, and powerful tools that let you dig deeper into data.

Most of this data has been collected by ISBE from school districts through data systems. Some information, such as the School Highlights, is entered directly by principals and can be updated throughout the year.