



Skills Build Success

Teacher Information

Teacher Information (2016-17) <small>(more info)</small>	
Classroom Teachers	34
White	34
Average Years of Teacher Experience	11.2
White	11.2
Teachers with at least a Master's Degree	47.1%
% of teachers teaching with an emergency certificate	0.0%
% of teachers teaching with a conditional certificate	0.0%

www.slschools.org-access the entire report card by going to the **District** tab, then **Educational Services**, then **OSPI Report Card** on the right

Soap Lake School District
410 Ginkgo St. S.
Soap Lake, Wa 98851
Phone: 509-246-1822
FAX 509-246-0669
www.slschools.org

Upcoming Events

January- Math Night- 1/30

HS Varsity Girls and Boys Basketball (check MS/HS for schedule)

February -Spring Sports Begin— 2/27

Multicultural Night (activities from around the world) 2/27

March- Parent Teacher Conferences 3/26-29 & Science Fair 3/30

April— Spring Break 4/2-6
Literacy Carnival 4/24

HS Softball, Baseball and Track
(Check MS/HS for schedule)

May— Spring Concert

June— End of Year BBQ



Soap Lake School District Report Card 2017-2018



Administrators

Sunshine Pray— Superintendent
Jacob Bang— Middle/High and Smokiam
Principal
Sunshine Pray— Elementary Principal

School Board Members

Signe Knudsen
Renee Detrick
Nicole Frazier
Curt Dotson

2016-17 State Assessment

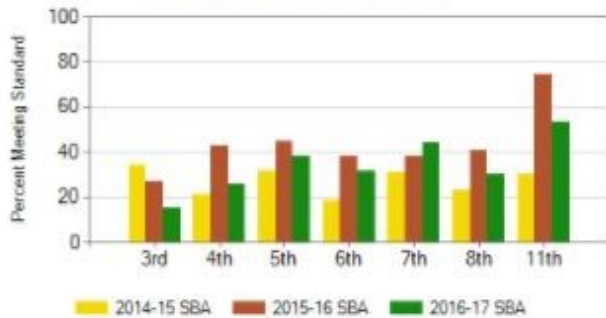
2016-17 Results (Administration Info)

Grade Level	SBA ELA	SBA Math
3rd Grade	15.1%	45.4%
4th Grade	25.7%	31.4%
5th Grade	38.0%	42.8%
5th Grade	31.4%	20.0%
7th Grade	44.1%	32.5%
8th Grade	30.2%	25.5%
11th Grade	53.6%	22.5%

Grade Level	MSP Science
5th Grade	53.4%
8th Grade	30.2%

Grade Level *	EOC Biology
10th Grade	38.6%

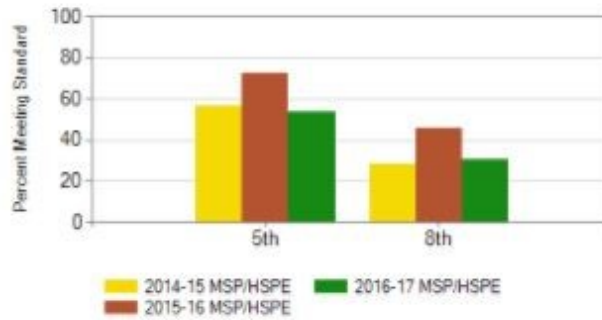
English Language Arts



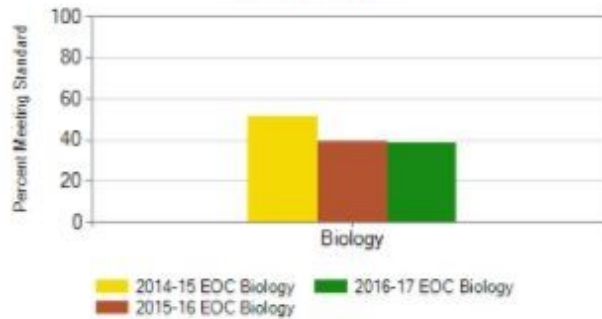
Math



Science



EOC Biology



* End of Course (EOC) Biology is administered in any grade in which the course is offered. Prior to 2015, EOC Math exams were given in any grade in which the course is offered and served as the state's accountability test in mathematics. As of 2015, EOC Math tests are taken only for the purpose of meeting assessment graduation requirements by students in the classes of 2018 and prior.

** The "Makeup" exam was given to students who had already completed the Year 1 or Year 2 coursework. It was not a "retake".

SLSD Graduation Requirements

- * Earn Credits for SLHS-25, Smokiam-26
- * Meet Washington State History requirement
- * Complete the High School and Beyond Plan
- * Pass Math and English Language Arts State Tests

National Assessment of Educational Progress

The National Assessment of Educational Proficiency is administered to a sampling of 4th and 8th graders across the country. This information is available at the following link for Washington state

<http://reportcard.ospi.k12.wa.us/naepCurrent.aspx?do-main=NAEP&groupLevel=District&schoolId=1&reportLevel=State&yrs=2014-15&year=2014-15&gradeLevelId=4&waslCategory>

There is much more available on the test and results at <http://www.nationsreportcard.gov/>

SLSD Student Demographics

Student Demographics	
Enrollment	
October 2016 Student Count	495
May 2017 Student Count	508
Gender (October 2016)	
Male	262 52.9%
Female	233 47.1%
Race / Ethnicity (October 2016)	
Hispanic / Latino of any race(s)	176 35.6%
American Indian / Alaskan Native	2 0.4%
Asian	1 0.2%
Black / African American	8 1.6%
White	303 61.2%
Two or More Races	5 1.0%
Special Programs	
Free or Reduced-Price Meals (May 2017)	416 81.9%
Special Education (May 2017)	75 14.8%
Transitional Bilingual (May 2017)	98 19.3%
Migrant (May 2017)	34 6.7%
Section 504 (May 2017)	1 0.2%
Foster Care (May 2017)	N<10
Other Information (more info)	
Unexcused Absence Rate (2016-17)	213 0.4%
Adjusted 4-Year Cohort Graduation Rate (Class of 2016)	48 68.8%
Adjusted 5-year Cohort Graduation Rate (Class of 2015)	53 77.4%
College/University enrollment rates of graduates	

Information on Homeless Students may be found here