



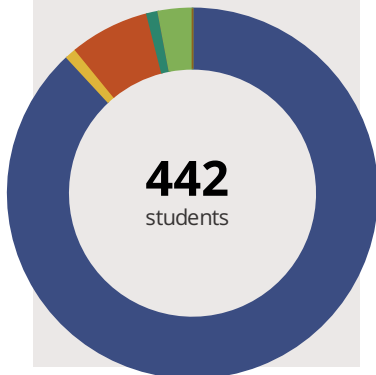
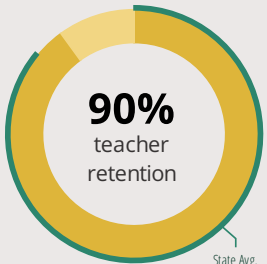
COAL CITY EARLY CHILDHOOD CENTER

755 S CARBON HILL RD COAL CITY, IL 60416 9527 (815) 634-5042

Grades: P-1
District: COAL CITY CUSD 1

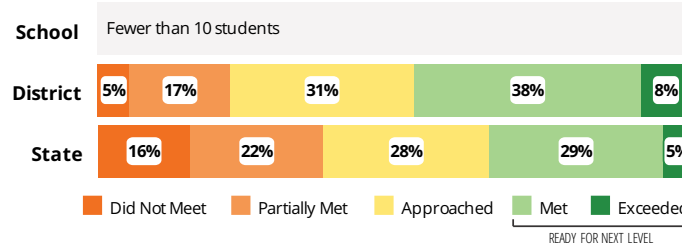
Principal: Mr. Christopher Spencer
Superintendent: Dr. Kent Bugg

FAST FACTS



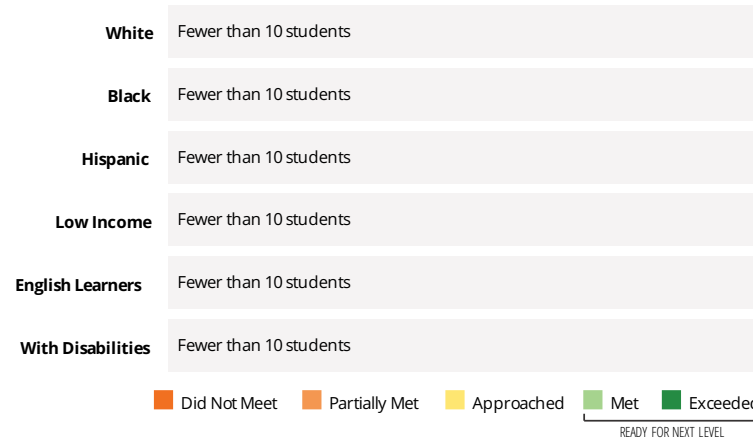
Academic Success

All Illinois students in grades 3-8 take the PARCC assessment each year. High school students take the SAT in Math and English Language Arts.



Success by Student Group

This display shows PARCC performance levels for each student group. No data is shown for groups with fewer than 10 students.

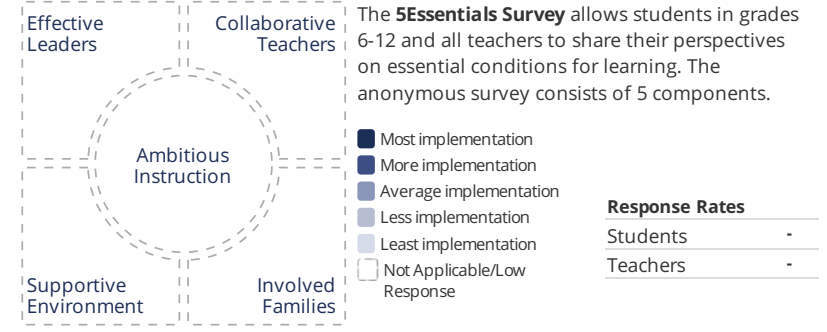


Student Characteristics

White	89%	Low Income	30%
Black	1%	English Learners	1%
Hispanic	7%	With Disabilities	28%
Asian	1%	Homeless	2%
American Indian	0%		
Two or More Races	3%		
Pacific Islander	0%		

School Environment

The **5Essentials Survey** allows students in grades 6-12 and all teachers to share their perspectives on essential conditions for learning. The anonymous survey consists of 5 components.



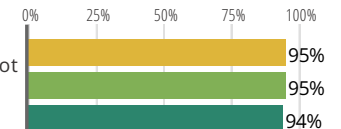
Response Rates

Students	-
Teachers	-

- Effective Leaders**
Do principals and teachers implement a shared vision for success?
- Collaborative Teachers**
Do teachers collaborate to promote professional growth?
- Ambitious Instruction**
Are the classes challenging and engaging?
- Supportive Environment**
Is the school safe, demanding, and supportive?
- Involved Families**
Does the entire staff build strong external relationships?

Student Attendance and Mobility

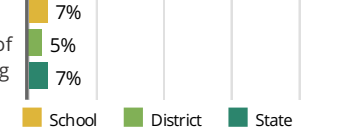
Attendance Rate
Rate at which students are present at school, not including excused or unexcused absences



Chronic Truancy Rate
Percentage of students who have been absent without valid reasons for 5% or more of regular school days



Student Mobility
Percentage of students who transfer in or out of the school during the school year, not including graduates





COAL CITY EARLY CHILDHOOD CENTER

School Highlights

Academic Courses
Art, Music, Spanish

Career Development Courses and Programs

Physical Education, Health and Wellness

Athletics

Other Programs and Activities

After School Assistance Program, After School Care, Before School Care, Boy Scouts, Camp Invention, District Leadership Team (DLT), Family Nights, Girl Scouts, Grundy County At-Risk Preschool Program, Grundy County Health Department Satellite Location/Services, Market Day, PSO, Unit 1 Foundation, YMCA, Young Rembrandts, Young Rembrandts

School Personnel Resources

Paraprofessional, Reading Specialist, School Psychologist, Special Education Teacher, Speech Language Pathologist-non teaching, State-Approved Director of Special Educa

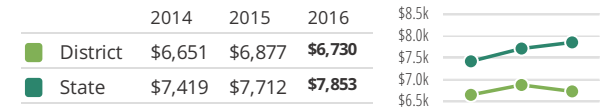
School Awards

National Board Certified Teachers

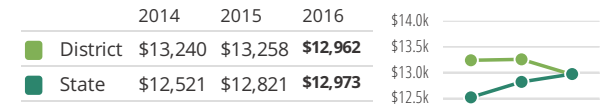
Facilities

District Finance

Instructional Spending per Pupil includes only the activities directly dealing with the teaching of students or the interaction between teachers and students.



Operational Spending per Pupil includes all costs for overall operations in this school's district, including Instructional Spending, but excluding summer school, adult education, capital expenditures, and long-term debt payments.



Educator Measures

This school has had **3 principal(s)** over the past 6 years. In the last three years, an average of **90% of teachers** return to this school each year.

FOR MORE INFORMATION

Visit IllinoisReportCard.com to see additional details about each item of information for this school. There you will find charts spanning multiple years, detailed explanations, resources, more of the school's programs and activities, and powerful tools that let you dig deeper into data.

Most of this data has been collected by ISBE from school districts through data systems. Some information, such as the School Highlights, is entered directly by principals and can be updated throughout the year.