



**Standards Overview  
by System-level Staff  
February 22, 2016**

# VALD STA **Executive Summary** CITY SCHOOLS

- Our VCS Story
- System's Purpose
- Notable Achievements
- Areas of Improvement
- Additional Information



# Standard 1

## Purpose and Direction

Royce Thomas

Angie Davis

Antawn Harvey

Scarlet Brown

Lisa Daw

Tina Nunn

Paul Day

Alvin Hudson, Chair

Christie Cabral

LaConya McCrae

Beth Deloach

Jennifer Steedley, Co-Chair



# Standard 1

## Purpose and Direction

**What were the areas of strength noted?**

- Implementation of a Continuous Improvement Cycle

**What were areas in need of improvement?**

- Ensure full implementation of highly engaging and challenging learning experiences

# Standard 1

## Purpose and Direction

**What actions are you implementing to sustain the areas of strength?**

- Ongoing school improvement planning and data retreats
- School improvement conferences & reviews

**What plans are you making to improve the areas of need?**

- Identify evidence based practices to inform selection of strategies to promote engaging and challenging learning environment



## Standard 2

### Governance and Leadership

Laura Diaz

Kendrick Moody

Michael Stephens

Tony Burgman

Ashley Berry

Cisco Diaz

Mike Samaras

Virginia Crowell

Ann Finney-Williams

David Cole, Chair

Gary Glover

## Governance and Leadership

### **What were the areas of strength noted?**

- VCS Board governs ethically and efficiently
- VCS Board respects the roles of system and school leadership
- VCS has a clearly defined Continuous Improvement Process

### **What were areas in need of improvement?**

- VCS must enhance communication between system and school leadership
- VCS must address uniformity and inter-rater reliability of TAPS ratings

## **Standard 2**

# **Governance and Leadership**

**What actions are you implementing to sustain the areas of strength?**

- Annual school board member training
- System data retreats and ongoing school improvement reviews

**What plans are you making to improve the areas of need?**

- Administrative communication and vertical alignment
- Ongoing TKES familiarization and analysis of TAPS ratings





# Standard 3

## Teaching and Assessing for Learning

Christie Earle

Alex Alvarez

Michael Stephens

Latashia Gosier

Hilda Greer

Joyce Dean

Betsy McTier

Dara Holt, Chair

Janice Richardson

Valerie Smith

April Ward

Patrice Smith

LaShonda Bess

Jennifer Thornton

Marilyn Brown

Johnnie Marshall

## Teaching and Assessing for Learning

**What were the areas of strength noted?**

- Challenging curriculum and programs
- Mentoring and coaching

**What were areas in need of improvement?**

- Vertical teaming
- Adult advocates for all students

## Teaching and Assessing for Learning

**What actions are you implementing to sustain the areas of strength?**

- Data driven curriculum decisions and revisions
- Continuous job-embedded professional learning

**What plans are you making to improve the areas of need?**

- Vertical teaming initiatives
- Analysis of advocate programs – Who, What, Where, When, and How Effective?



# Standard 4

## Resources and Support Systems

Jessica Lefiles

Gary Glover

Georgianna Meadows

Carrie Pate

Beth McClellan

Paige Berry

Valica Sampson

Tara Walker

Jay White

Mark Swift, Co-Chair

Bob Jones, Chair

Jennifer Thornton

Robert Sullivan

Scarlet Brown

Gwen Weaver

Kaci Nobles

Deanna Folsom

Chris Chastain

## Resources and Support Systems

### **What were the areas of strength noted?**

- Use of data in planning
- Facilities
- Technology

### **What were areas in need of improvement?**

- Use of data to evaluate program effectiveness
- Clear expectations and procedures
- Process for addressing student needs
- Integrating technology in daily classroom use
- Expand and revise programs to meet student needs

## Resources and Support Systems

**What actions are you implementing to sustain the areas of strength?**

- Maintain strong collaboration and positive relationships with community agencies and stakeholders
- Ongoing comprehensive school counseling program

**What plans are you making to improve the areas of need?**

- Develop procedures for establishing roles and responsibilities
- Software and services to increase program effectiveness
- Additional support staff to address needs of students
- Formalize communication process



# Standard 5

## Using Results for Continuous Improvement

Dara Holt

Lauren Whittaker

Beth Cooper

Al Swilley

Gayle Valdez

Tiffanie Williams

Margie Tullos

Charlie Dixon

Alex Alvarez, Chair

Chris Chastain

Samantha Mercer

Mae McKinney

Dan Chappuis

Shila Heeter

Ashlee Haynes

David Cole

# Standard 5

## Using Results for Continuous Improvement

### What were the areas of strength noted?

- Assessments
- Data for School Improvement Planning
- Communication of Student Performance Data

### What were areas in need of improvement?

- Ongoing staff training to use data
- Need for district protocol





# Standard 5

## Using Results for Continuous Improvement

**What actions are you implementing to sustain the areas of strength?**

- Annual Surveys
- Use of multiple data sources
- Promotion and Retention Policy

**What plans are you making to improve the areas of need?**

- Continue to provide ongoing training and assistance to schools in using data
- Develop district data protocols



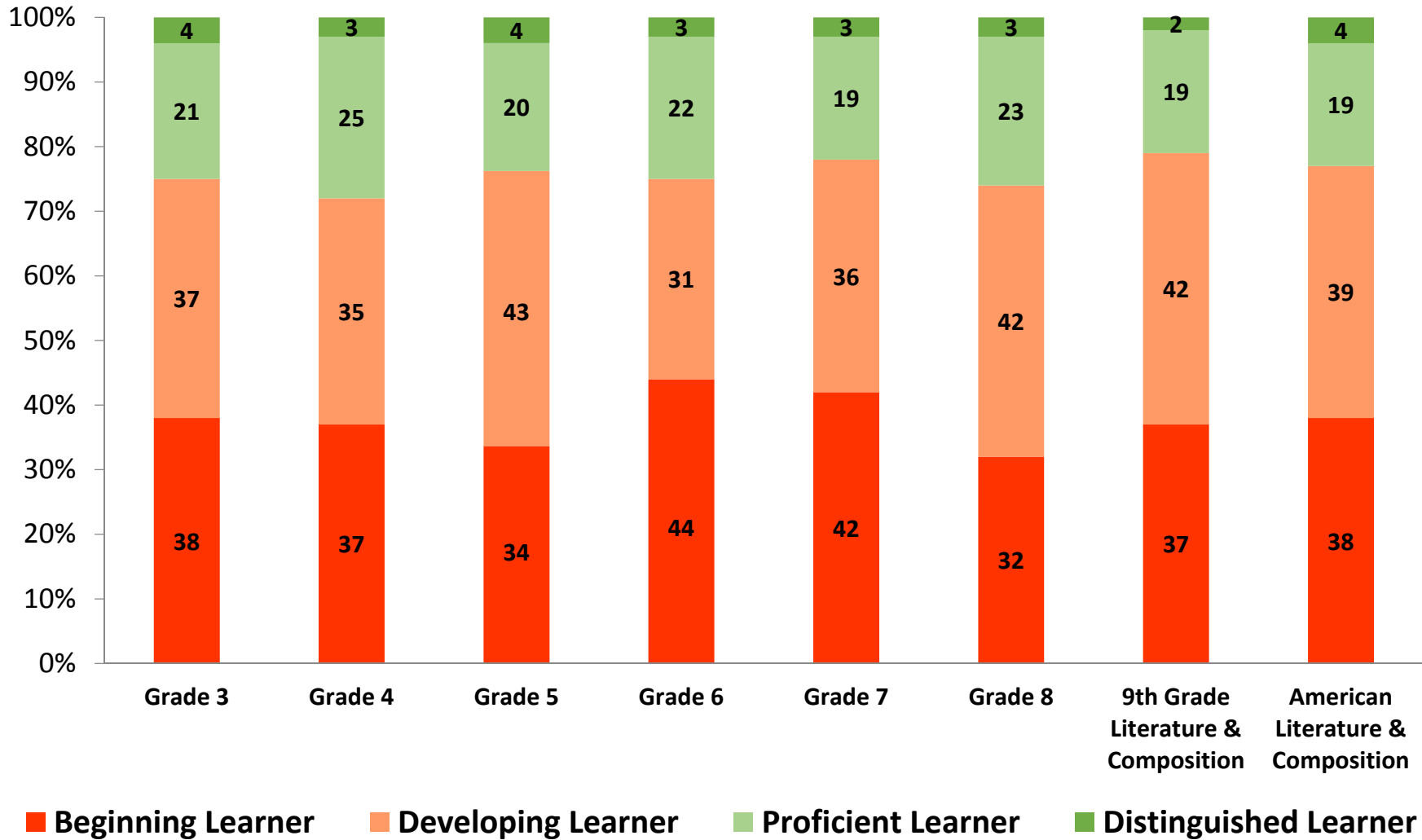
# Stakeholder Feedback

- All required AdvancED questionnaires were used by the institution to receive stakeholder feedback.
- A collaborative district and school effort resulted in participation beyond the minimum response %.
- Ratings by students and parents provided high ratings across most standards.
- Higher rankings for Standard 5 with staff surveys was promising as the district has encouraged data usage and action planning through activities such as district data retreats, PLCs, and school improvement plans.
- Standard 1 Purpose and Direction received high rankings from students, parents, and staff.

# VALD STA **Student Performance** CITY SCHOOLS

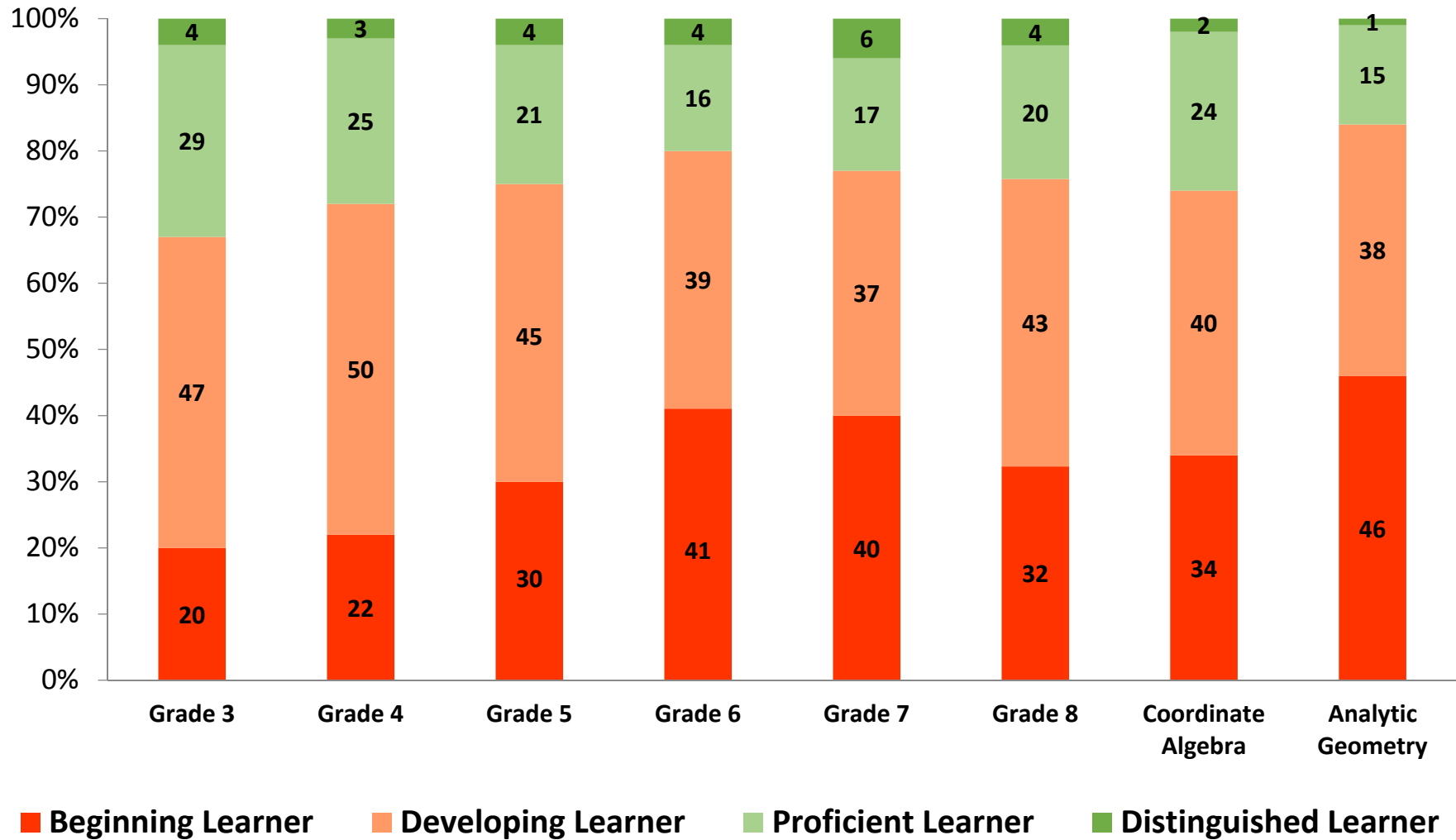
- New state assessments were implemented in 2014-2015, trend data is not available
- Results show decline over previous assessments, but align to national measures
- Reading was consistently a strength on prior assessments
- Achievement gaps are narrowing in some areas
- Concerns are most evident in ELA for all subgroups

# Valdosta City Schools Georgia Milestones 2014-2015 English Language Arts – Preliminary Results



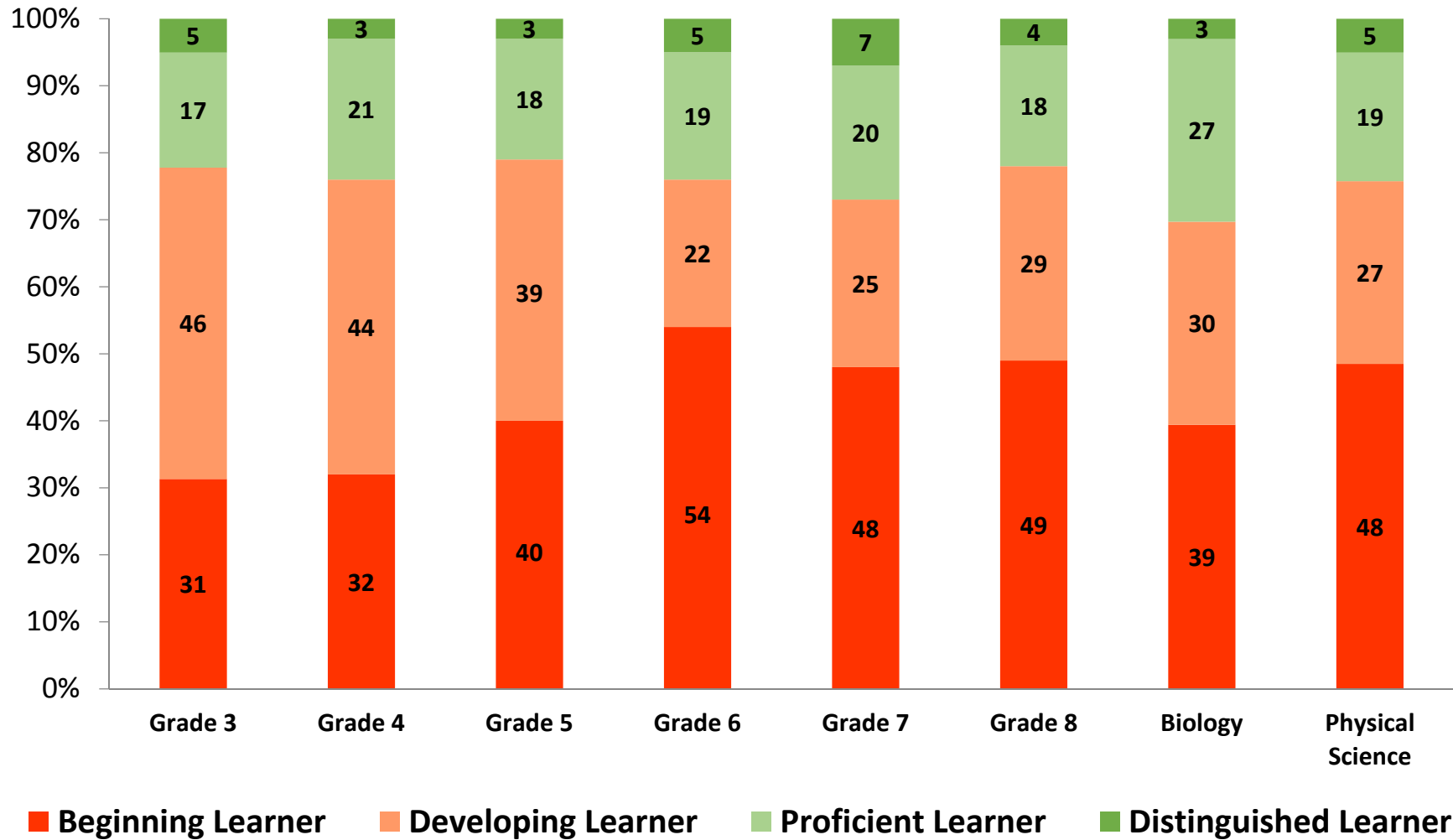
Due to rounding, percentages may not total 100%.

# Valdosta City Schools Georgia Milestones 2014-2015 Mathematics – Preliminary Results



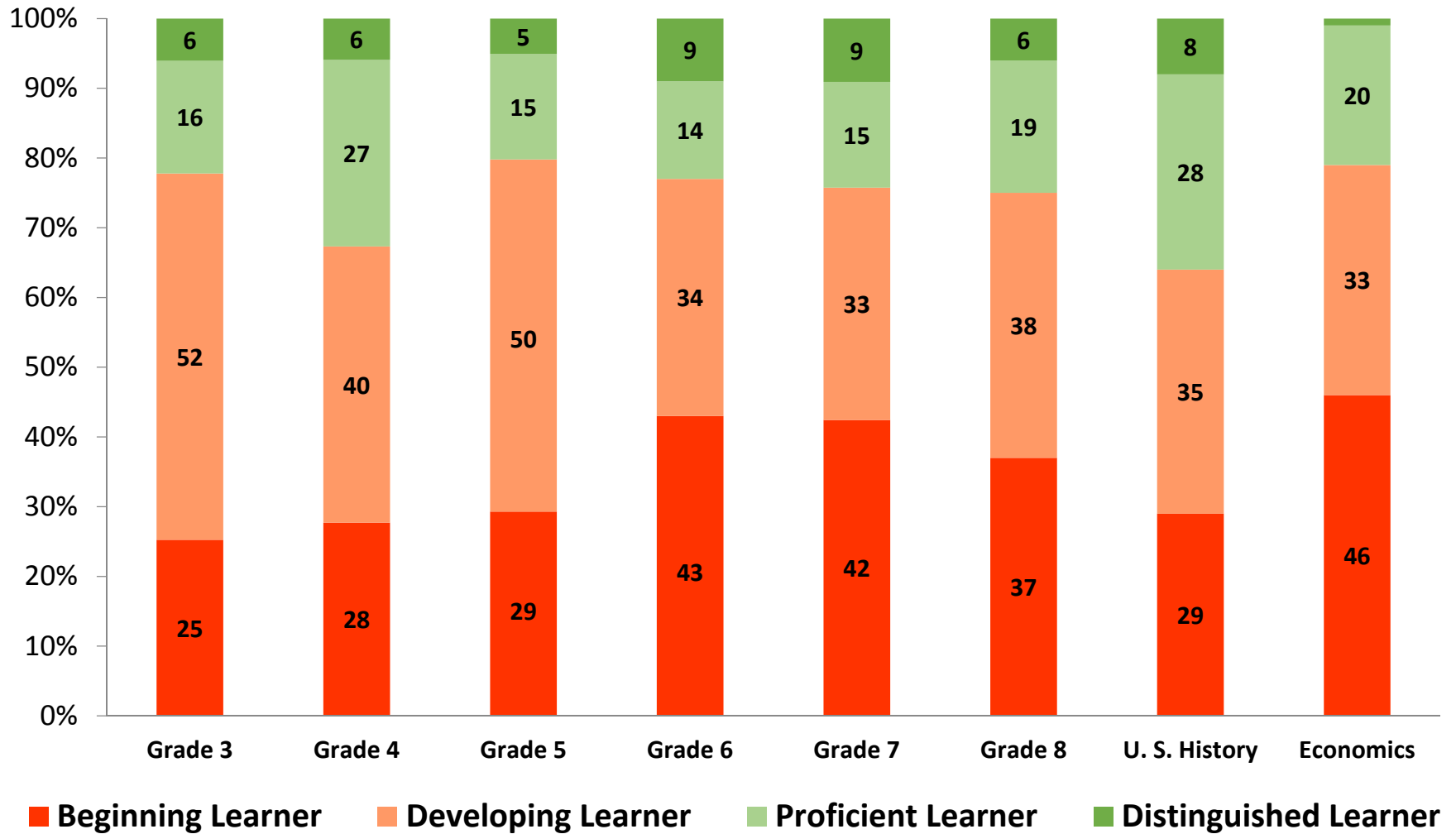
Due to rounding, percentages may not total 100%.

# Valdosta City Schools Georgia Milestones 2014-2015 Science – Preliminary Results



Due to rounding, percentages may not total 100%.

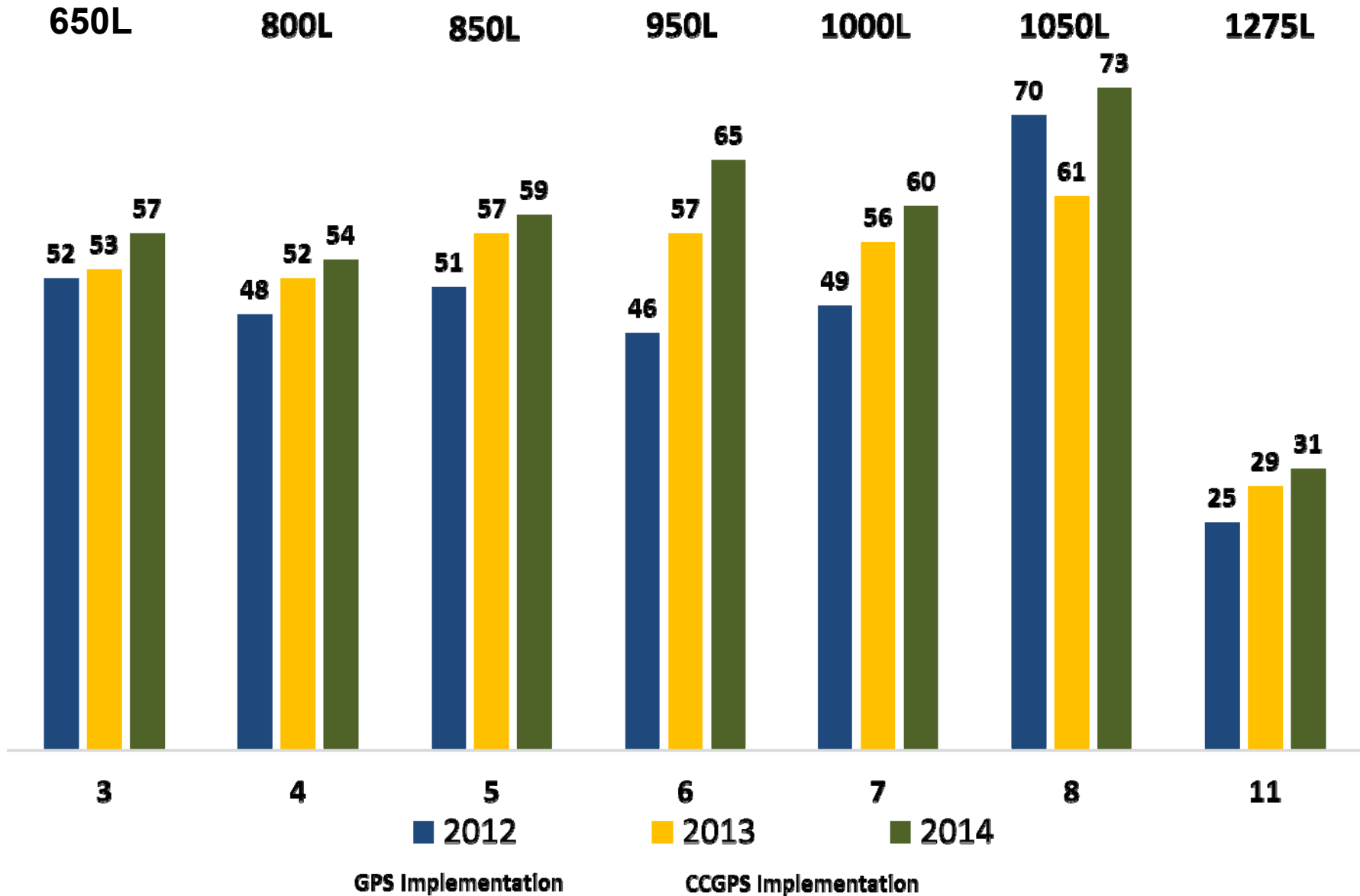
# Valdosta City Schools Georgia Milestones 2014-2015 Social Studies – Preliminary Results



Due to rounding, percentages may not total 100%.

# Valdosta City Schools

Percent of Students Meeting Lexile Expectations by Grade  
2012-2014







## VCS CCRPI Trend Data 2012-2014

	2012	2013	2014
Elementary	80.0	76.0	79.8
Middle	68.7	65.5	76.9
High	65.4	57.6	66.2

## Georgia CCRPI Trend Data 2012-2014

	2012	2013	2014
Elementary	74.2	77.8	72.6
Middle	73.8	74.6	73.2
High	72.8	71.8	68.4

# Valdosta City Schools

4-Year Cohort Graduation Rates  
Trend Comparison with State

