


Print Reports

Team Cumulative Offensive Statistics


SAINT THOMAS AQUINAS (2 - 1)

	 Your Team	Opponents
Scoring	77	55
Points Per Game	25.7	18.3
Downs		
First Downs	67	48
First Downs - Rushing	52	23
First Downs - Passing	11	19
First Downs - Penalties	4	6
Third Down Conversions/Attempts	12/36 (33.3%)	18/45 (40.0%)
Fourth Down Conversions/Attempts	4/8 (50.0%)	4/10 (40.0%)
Turnovers	5	3
Rushing	785	366
Attempts	155	101
Average Per Rush	5.1	3.6
Average Per Game	261.7	122.0
Rushing TDs	9	5
Passing	356	559
Completions- Attempts	15 - 33	37 - 83
Avg Per Attempt	10.8	6.7
Avg Per Completion	23.7	15.1
Avg Per Game	118.7	186.3
Passing TDs	2	3
Interceptions	2	2
Fumbles - Lost	3 - 3	2 - 1
Total Offense	1141	925
Total Plays	188	184
Average per Play	6.1	5.0
Average Per Game	380.3	308.3
Big Plays (>20 yds)	11	13
Time of Possession	01:13:32	01:09:45
Penalties - Yards	20 - 190	28 - 210

TURNOVER BREAKDOWN


TAKEAWAY			GIVEAWAY			
INT	FUM	TOTAL	INT	FUM	TOTAL	DIFF
2	1	3	2	3	5	(-2)

Team Cumulative Defensive Statistics

SAINT THOMAS AQUINAS (2 - 1)		
	 Your Team	Opponents
Sacks	7.5	0
Yards	0	0
Interceptions	2	2
Yards	0	46
Touchdowns	0	0
Fumbles		
Forced	4	5
Recovered	1	3
Yards	0	(-2)
Turnover Return Yards	0	44
Pass Break Ups	7	0
Safeties	0	0

TURNOVER BREAKDOWN						
TAKEAWAY			GIVEAWAY			
INT	FUM	TOTAL	INT	FUM	TOTAL	DIFF
2	1	3	2	3	5	(-2)

Team Cumulative Special Teams Statistics

SAINT THOMAS AQUINAS (2 - 1)		
	 Your Team	Opponents
Kickoff Returns	9	9
Yards	71	129
Average Per Attempt	7.9	14.3
Kickoff Return TDs	0	0
Kickoffs	14	11
Yards	702	458
Average	50.1	41.6
Touchbacks	4	2
Punt Returns	3	3
Yards	7	30
Fair Catches	12	5
Average Per Attempt	2.3	10.0
Punt Return TDs	0	0
Punts	11	16
Yards	438	550
Punting Touchbacks	0	0
Average Yards Per Punt	39.8	34.4
Punts Blocked	1	0
Field Goals Made - Attempted	0 - 1	0 - 0
0-19	0 - 0	0 - 0
20-29	0 - 0	0 - 0
30-39	0 - 0	0 - 0
40-49	0 - 1	0 - 0
50+	0 - 0	0 - 0
PAT Made - Attempted	11 - 11	7 - 8
Two Point Conversions Made - Attempted	0 - 0	0 - 0

Player Cumulative Offensive Statistics

RUSHING						
Name	G	Att	Yds	Avg	TD	YPG
#25 Cameron Jackson	3	59	347	5.9	4	115.7
#15 Will Swanson	3	39	150	3.8	2	50.0
#21 Adam Davis	3	22	126	5.7	2	42.0
#3 Drew Hicks	3	9	61	6.8	1	20.3
#1 Tristan Davis	3	11	54	4.9	0	18.0
#2 Jayden Russell	3	1	31	31.0	0	10.3
#24 Jacob Hunsperger	3	5	12	2.4	0	4.0
#12 Tate Raboin	3	6	11	1.8	0	3.7
#6 Thomas Sheeley	3	1	0	0.0	0	0.0
#48 Zane Fisher	3	2	(-7)	(-3.5)	0	(-2.3)

PASSING									
Name	G	Cmp	Att	Yds	TD	Int	YPG	Pct	QBR
#15 Will Swanson	3	14	31	312	2	2	104.0	45.2%	138.1
#12 Tate Raboin	3	1	2	44	0	0	14.7	50.0%	234.8

RECEIVING						
Name	G	Rec	Yds	Avg	TD	YPG
#5 Jack Morrissey	3	7	181	25.9	1	60.3
#3 Drew Hicks	3	3	49	16.3	0	16.3
#39 Sean Mayer	3	1	44	44.0	0	14.7
#42 Joseph Clune	3	1	30	30.0	1	10.0
#1 Tristan Davis	3	2	30	15.0	0	10.0
#25 Cameron Jackson	3	1	22	22.0	0	7.3

OFFENSIVE FUMBLES		
Name	Fumbles	Fumbles Lost
#24 Jacob Hunsperger	2	2
#21 Adam Davis	1	1

TOTAL OFFENSE

Name	G	Plays	Rush - Yards	Pass - Yards	TGT - Rec - Yards	Total Yards	YPG
#15 Will Swanson	3	70	39 - 150	31 - 312	0 - 0 - 0	462	154.0
#25 Cameron Jackson	3	59	59 - 347	0 - 0	2 - 1 - 22	369	123.0
#5 Jack Morrissey	3	0	0 - 0	0 - 0	12 - 7 - 181	181	60.3
#21 Adam Davis	3	22	22 - 126	0 - 0	0 - 0 - 0	126	42.0
#3 Drew Hicks	3	9	9 - 61	0 - 0	5 - 3 - 49	110	36.7
#1 Tristan Davis	3	11	11 - 54	0 - 0	4 - 2 - 30	84	28.0
#12 Tate Raboin	3	8	6 - 11	2 - 44	0 - 0 - 0	55	18.3
#39 Sean Mayer	3	0	0 - 0	0 - 0	1 - 1 - 44	44	14.7
#2 Jayden Russell	3	1	1 - 31	0 - 0	0 - 0 - 0	31	10.3
#42 Joseph Clune	3	0	0 - 0	0 - 0	3 - 1 - 30	30	10.0
#24 Jacob Hunsperger	3	5	5 - 12	0 - 0	0 - 0 - 0	12	4.0
#6 Thomas Sheeley	3	1	1 - 0	0 - 0	0 - 0 - 0	0	0.0
#48 Zane Fisher	3	2	2 - (-7)	0 - 0	0 - 0 - 0	(-7)	(-2.3)

Name	G	Rush	Rec	KR	PR	Int	FR	Total	YPG
Team	3	0	0	0	0	0	0	0	0.0
#7 Sam Wolff	3	0	0	0	0	0	0	0	0.0
#28 TJ Williams-Bey	3	0	0	0	0	0	0	0	0.0
#48 Zane Fisher	3	(-7)	0	0	0	0	0	(-7)	(-2.3)

SCORING

Name	TD	FG	Kick PAT	2pt PAT	Pts
#25 Cameron Jackson	4	0	0	0	24
#21 Adam Davis	2	0	0	0	12
#15 Will Swanson	2	0	0	0	12
#23 Joe O'Leary	0	0	11	0	11
#42 Joseph Clune	1	0	0	0	6
#3 Drew Hicks	1	0	0	0	6
#5 Jack Morrissey	1	0	0	0	6

Player Cumulative Defensive Statistics

DEFENSE								
Name	Total Tackles	Solo	Assist	Sack - Yds	QB Hurries	TFL	Safeties	Pass Breakups
#34 Bo Meisenheimer	20.5	13	15	2 - 0	1	4.5	0	0
#38 Dan Bollig	18.5	16	5	3.5 - 0	2	5	0	1
#4 Jared Flood	15.5	13	5	0 - 0	0	1	0	3
#21 Adam Davis	14.5	11	7	0 - 0	0	1	0	1
#26 Mathew Roberts	10.5	8	5	1 - 0	4	1	0	0
#47 Anthony Gaona	10.5	6	9	0 - 0	2	0	0	0
#58 Javier Derritt	8.5	7	3	1 - 0	6	1.5	0	0
#10 Ryan Jurczak	8.5	7	3	0 - 0	0	0	0	0
#29 Calvin Stukel	6	4	4	0 - 0	0	0	0	0
#9 Kordan Harris	5.5	5	1	0 - 0	0	0	0	1
#73 Peyton Reeves	5	4	2	0 - 0	0	0	0	0
#7 Sam Wolff	5	5	0	0 - 0	0	0	0	0
#56 Trey Kuhlmann	4.5	3	3	0 - 0	0	0	0	0
#2 Jayden Russell	4	3	2	0 - 0	0	0	0	1
#28 TJ Williams-Bey	3.5	2	3	0 - 0	0	0	0	0
#44 Tyler Luchtefeld	3	3	0	0 - 0	0	0	0	0
#55 Dionte Brown	3	3	0	0 - 0	1	0	0	0
#99 Omar Tapia	3	2	2	0 - 0	1	0	0	0
#57 Michael McNamara	2	2	0	0 - 0	0	0	0	0
#27 Ryan Seibold	1.5	0	3	0 - 0	0	0	0	0
#35 Kenny Gavin	1	1	0	0 - 0	0	0	0	0
#18 Michael McCaul	1	1	0	0 - 0	0	0	0	0
#14 Riley Hilger	0.5	0	1	0 - 0	0	0	0	0
#24 Jacob Hunsperger	0.5	0	1	0 - 0	0	0	0	0

INTERCEPTIONS			
Name	Num	Return Yards	TD
#4 Jared Flood	1	0	0
#38 Dan Bollig	1	0	0

DEFENSIVE FUMBLES

Name	Forced	Recovered	Recovery Yards	TD
#58 Javier Derritt	2	0	0	0
#12 Tate Raboin	1	0	0	0
#10 Ryan Jurczak	1	0	0	0

Player Cumulative Special Teams Statistics

KICKING

Name	FGM-A	0-19	20-29	30-39	40-49	50+	XPM-A
#23 Joe O'Leary	0 - 1	0 - 0	0 - 0	0 - 0	0 - 1	0 - 0	11 - 11

KICKOFFS

Name	Num	Yds	Avg	Touchbacks
#23 Joe O'Leary	14	702	50.1	4

PUNTING

Name	Num	Yds	Avg	I20	Blk	Touchbacks	Fair Catches
#35 Kenny Gavin	11	438	39.8	2	1	0	0

KICK RETURNS

Name	Num	Yds	Avg	TD
#1 Tristan Davis	3	36	12.0	0
#4 Jared Flood	1	21	21.0	0
#17 Preston Cowley	1	7	7.0	0
#21 Adam Davis	2	7	3.5	0
#18 Michael McCaul	1	6	6.0	0
#12 Tate Raboin	1	(-6)	(-6.0)	0

PUNT RETURNS

Name	Num	Yds	Avg	TD
#26 Mathew Roberts	1	7	7.0	0
#25 Cameron Jackson	2	0	0.0	0

Team Leaders

Date	Opponent	Result	Rushing Leader	Receiving Leader	Passing Leader
9/1/2017	Gardner Edgerton	W 35-14	#25 Cameron Jackson, 100	#5 Jack Morrissey, 151	#15 Will Swanson, 200
9/8/2017	Blue Valley North	W 28-14	#25 Cameron Jackson, 129	#3 Drew Hicks, 26	#15 Will Swanson, 54
9/15/2017	Bishop Miege	L 14-27	#25 Cameron Jackson, 118	#3 Drew Hicks, 23	#15 Will Swanson, 58

