



**THELMA B. JOHNSON**  
**EARLY LEARNING CENTER**  
**NEWS**









**Theme:**  
**Community  
Helpers**

**Principal: Aleisha Sheridan**

**February 22, 2016**  
**270-854-0140**  
**Week 22**

**Number of the  
Week:**  
**8**

**Healthy Brushing Tips for your  
Preschooler:**

-  Parents should supervise brushing.
-  Use no more than a pea-sized amount of toothpaste.
-  Make sure children do not swallow excess toothpaste.
-  When you brush your teeth, move the brush in small circular motions.
-  Brush up on the lower teeth, down on the upper teeth and the outside, inside, and chewing surface of the entire front and back teeth.
-  Brush your tongue and the roof of your mouth before you rinse.

**February  
National  
Children's  
Dental  
Health  
Month**

**Color of the Week:**  
**Gray**

**Letter of the Week:**  
**Tt**

**Shape of the Week:**  
**Octagon**





**Ms. Amber, Ms. Tiffany, & Ms. Anna**



**Each child is unique**

Every child, whether yours or someone else's, deserves to be appreciated for himself or herself. Try not to compare children with each other. They are different people.

Each child has his or her own way of reacting to the things that happen. Each one has a particular rate of growth and his or her own pace of doing things. Each child is drawn to different activities, things, and people.

It's natural to compare the times at which your first and second child (or the neighbor's child) walked, talked or learned toileting.

It's understandable to wonder why your youngest is afraid of the water when you first child learned to swim quite young. But it's important to let each child be himself or herself.

Notice the things that make each child unique and encourage each one to develop his or her own special talents.

Accept children's differences and you will help them to accept themselves and each other.



**Ms. Karen, Ms. Joni, Ms. Paula**



This week our unit is Safety. Please make sure your child can say first and last name and begin working on address (house number and street) if you have not already started this. If your child knows first and last name and address, you can begin teaching your phone number with area code. When your child masters first and last name, move to address. When address is mastered, move to phone number. Trying to teach everything at once can be confusing.



**Ms. Randa, Ms. Julia, Mr. Chad**



This week we will be learning about ordinal number and positional words. We will also use nursery rhymes to practice hearing rhymes and sequencing steps as well.



**Ms. Tracey, Ms. Christy, Ms. Macy**



This week we will be learning about feelings, specifically happy, sad, and mad. We will be encouraging the children to talk about their feelings and the importance of thinking about how their own actions make others feel. At this age, the children are developing a sense of independence and capacity for cooperation. As they become more verbal, self-aware, and able to think about another person's point of view, they become more able to interact with peers and learn to set aside their needs for the good of others.



**Ms. Kim, Ms. Misty, Mr. Kyle**



This week we will review letters. We will also learn about being safe. Students will sort pictures of safe and unsafe situations. We will continue to practice saying first name, last name and home addresses. Please remember that we have library on Wednesday and that is when your child should turn in their library book.




**Ms. Jayme, Ms. Annette, Ms. Crissy**



"You have brains in your head. You have feet in your shoes. You can steer yourself any direction you choose."

We will continue our unit on Community Helpers this week. Each child will draw a picture of what they want to be when they grow up.





**Ms. Heather, Ms. Laura, Ms. Wendy**



This week we will be reading the story, "The Very Hungry Caterpillar". The children will be talking about healthy and unhealthy foods. We will also be sending home family activities sheets to do together! Please bring them back on Thursday for a sticker!



**Ms. Nancy & Ms. Debra**



Starting today we will begin a unit to study Dinosaurs. We will learn the names of some different dinosaurs (some of the kids know them better than I do); learn the words herbivore, carnivore and omnivore; we will compare the dinosaurs length to other dinosaurs and see how many classmates it would take to equal the dinosaur length; and compare a dinosaurs skeleton to a human and other animal skeletons.



**Ms. Virginia , Ms. Jenna Ms. Breeanna**



We are beginning our unit on community helpers! We will explore the work of a doctor and dentist. Students will think about what they want to be when they grow up. This is a great opportunity to discuss your career with your child! We will meet Ms. T as she teaches us how to keep our teeth healthy 😊.



**Ms. Linda, Ms. Shannon, Ms. Tara**



This week we will continue to learn about bears and how polar bears use camouflage to hunt. We will also talk about other animals and how they use camouflage. We will read *Polar Bear Polar Bear What do you Hear?* and *The Mixed Up Chameleon*. This week we will introduce the letter T, the number 8, the Octagon shape and the color gray.



**Ms. Jessica, Ms. Rose, & Ms. Ginny**



This week we will be learning about different jobs in our community. We will learn the tools used and the importance of the jobs of a doctor, dentist, firefighter, and police officer. What does your child want to be when they grow up? We can't wait to find out! 😊



**Ms. Macey, Ms. Annette, & Ms. Karen**



This week we will learn about sequencing. We will also read *Three Little Pigs*. We will explore the different types of houses and homes.



### Child Care

Ms Kathy, Ms. Rhonda, Ms. Jaci  
Ms Tori, Ms. Kati, Ms. Sarah



**Ms. Lori Burke**

270-854-0090

Reminder: Spring Break sign ups!! Please sign yes or no and sign your name, if your child will be attending Spring Break. This week we will be introducing the letter T, number 8, shape octagon and the color gray. We are going to be introducing Community Helpers this week. We are going to learn about what different people do at their jobs and what kind of tools they need to do their jobs. Take the time this week to ask your child what they want to be when they grow up and why they chose that job. We will also be doing some science experiments: Color changing milk and what makes gray?



**Ms. Teresa, Ms. Ashley,  
& Ms. Jennifer**



Picture  
Coming  
Soon!

We enjoyed making hearts in a variety of forms, including from handprints. We have been reviewing the letters of the alphabet. Parents, a great reinforcement you can do to help your child is to point out letters in everyday activities - letters on a shampoo bottle, cereal box, or gas station sign.

## Upcoming Dates:

February 29<sup>th</sup>- Dr. Seuss Week  
February 26<sup>th</sup> - TBJ ELC  
Yearbook orders  
March 5<sup>th</sup> - Fitness on 5th 10 am  
March 15<sup>th</sup> - bornLearning 5:30pm  
March 26<sup>th</sup> - Eggstravaganza 2pm-4pm

## Breakfast

**Lunch Menu Online**  
<http://goo.gl/TzL7TS>

## Lunch

All Student Meals Are Free! 😊

Monday: French toast with syrup, fruit  
Tuesday: Minni Cinnis, fruit  
Wed.: Sausage biscuit, hash browns, fruit  
Thursday: Blueberry/Banana Bread, fruit  
Friday: Biscuit & gravy, fruit

Monday: Chili & grilled cheese, broccoli, pears, chocolate chip cookie  
Tuesday: Hamburger, Cheeseburger, sweet potato fries, fruit  
Wednesday: Chicken rings, potatoes, roll, green beans,  
Thursday: Spaghetti w/ Meat Sauce, toast, salad, fruit  
Friday: Deli sandwich, veggie cup, strawberries

## We Are Coding ~ Using iPads



## Security Codes:

The person who picks up your child must have the security code. Thank you for following the procedures!