

KINDERGARTEN PROJECT

We are looking forward to learning with our new Kindergarten students and their families. We are seeking strong, caring, and supportive relationships. Our Kindergarten students will engage in many learning experiences to help them to better understand themselves as learners and their world. The following project must be completed and returned to school on the first day.

ALL ABOUT ME

"What makes me so special?"

Task:

Decorate an empty shoebox. Collect items that describes you. Place all of the items in the box. Bring the box to school ready to share with your new classmates. Students can label their items.

Supply List:

- ✓ empty shoebox or small box
- ✓ glue, scissors, paper, crayons, and other items to decorate the box

Home Connection:

The shoebox should be completed at least three days before the first day of school. Try a new evening ritual in your home by having your child share the items in their box with your family to help your child prepare for his/her presentation at school.



FIRST GRADE PROJECT

We are looking forward to learning with our new and returning First Grade students and their families. We are seeking strong, caring, and supportive relationships. Our First Grade students will engage in many learning experiences to help them to better understand themselves as learners and their world. The following project must be completed and returned to school on the first day.

ALL ABOUT ME

"Who makes up my family?"

Task:


Create a "Family Album" which portrays pictures of your family members, including pets. All photos and/or pictures must be labeled with the names of your family members.

Supply List:

- ✓ paper, cardboard, crayons, scissors or other items to create the family album
- ✓ photos and/or pictures

Home Connection:

The "Family Album" should be completed at least three days before the first day of school. Try a new evening ritual in your home by having your child share the album with your family to help your child prepare for his/her presentation at school.



SECOND GRADE PROJECT

We are looking forward to learning with our new and returning Second Grade students and their families. We are seeking strong, caring, and supportive relationships. Our Second Grade students will engage in many learning experiences to help them to better understand themselves as learners and connect their experiences to their learning. The following project must be completed and returned to school on the first day.

THE LEARNER INSIDE OF ME

"A Walk Through My Personal Dictionary "

Task:

Create a "Dictionary" which portrays pictures and words that describe you. **Every letter of the alphabet should be included in your dictionary.** Your dictionary can be created according to your creativity. Pictures can be drawn, photographs, or cut out of magazines and newspapers. **Each page of the dictionary should include a picture and/or word.**

Supply List:

- ✓ pictures, paper, cardboard, crayons, scissors or other items to create the dictionary

Home Connection:

The "Personal Dictionary" should be completed at least three days before the first day of school. Try a new evening ritual in your home by having your child share the dictionary with your family to help your child prepare for his/her presentation at school.



THIRD GRADE PROJECT

We are looking forward to learning with our new and returning Third Grade students and their families. We are seeking strong, caring, and supportive relationships. Our Third Grade students will engage in many learning experiences to help them to better understand themselves as learners and connect their experiences to their learning. The following project must be completed and returned to school on the first day.

NUMBER SENSE

"What number is special to me? "

Task:


Choose a number that is special to you. Research the number to find out how the number is used. For example, the number 3 represents 3 sides of a triangle, triplets, the sum of $2+1$, "three peas in a pod", etc. Create a **visual and written (typed or neatly written)** representation of the information you researched. You must also be prepared to share your project.

Supply List:

- ✓ pictures, paper, cardboard, crayons, scissors or other items to create the visual representation (i.e. collage, model, etc.)

Home Connection:

This project should be completed at least three days before the first day of school. Try a new evening ritual in your home by having your child share the project with your family to help your child prepare for his/her presentation at school.



FOURTH GRADE PROJECT

We are looking forward to learning with our new and returning Fourth Grade students and their families. We are seeking strong, caring, and supportive relationships. Our Fourth Grade students will engage in many learning experiences to help them to better understand themselves as learners and connect their experiences to their learning. The following project must be completed and returned to school on the first day.

THE TIME LINE OF MY LIFE

"What have I experienced in my life? "

Task:


Create a time line of your life from birth to your current age. The time line should be constructed on a posterboard or large strip of material. **The time line must include the years of your life and the important events that have occurred during those years.** The time line should include pictures, photographs, and artifacts of your experiences.

Supply List:

- ✓ pictures, paper, cardboard, crayons, posterboard, scissors or other items to create the time line

Home Connection:

This project should be completed at least three days before the first day of school. Try a new evening ritual in your home by having your child share the time line with your family to help your child prepare for his/her presentation at school.



FIFTH GRADE PROJECT

We are looking forward to learning with our new and returning Fifth Grade students and their families. We are seeking strong, caring, and supportive relationships. Our Fifth Grade students will engage in many learning experiences to help them to better understand themselves as learners and connect their experiences to their learning. The following project must be completed and returned to school on the first day.

THE FUTURE ME

"What do I aspire to become?"

Task:



Write an autobiography of your life from birth to present. It should include the following sections: (I). Biographical Information (full name, age, family members, pets, address, etc); (II). Schooling (beginning to present- school experiences, favorite subjects, etc.); (III). Hobbies/Interests (things you like to do, favorite foods, etc.); and (IV). Goals/Aspirations (discuss what/who you want to become in the future and explain why).

The autobiography should be typed or neatly and correctly written. You must also create a diorama (shoebox) which displays you in the future. For example, if you want to be a doctor, you would decorate the box like a hospital or doctor's office. Use pictures and small objects to decorate your box.

Supply List:

- ✓ pictures, paper, cardboard, crayons, shoebox, scissors or other items to create the diorama

Home Connection:

This project should be completed at least three days before the first day of school. Try a new evening ritual in your home by having your child share the time line with your family to help your child prepare for his/her presentation at school.