



Local Control Funding Formula (LCFF) State Priorities Snapshot 2014-15 Reporting Union Elementary

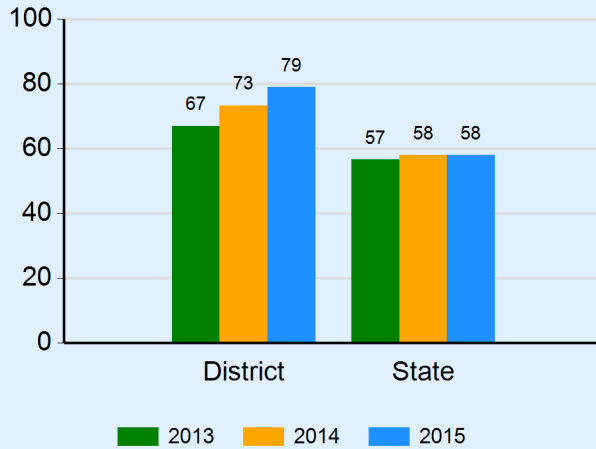
Address: 5175 Union Ave., San Jose, CA 95124
Grades Offered: K-8
County-District-School Code: 43-69708-0000000

Student Achievement

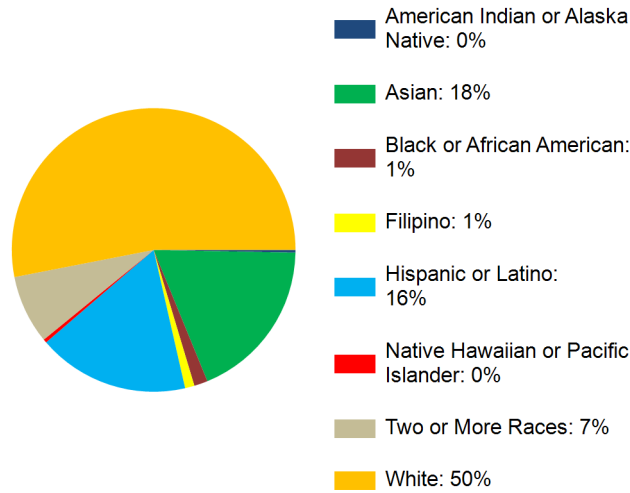
Enrollment (5,533)

District Climate

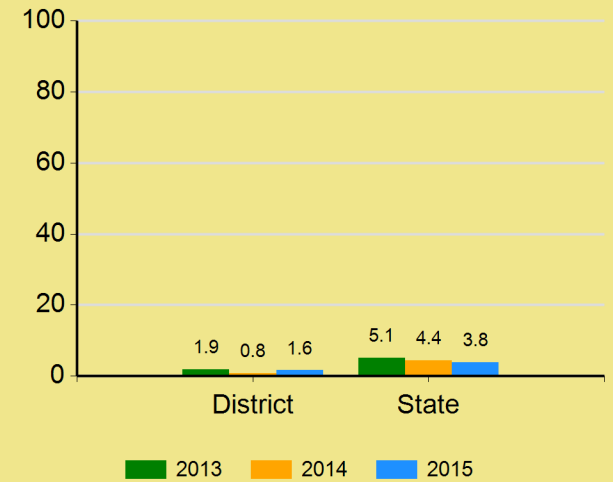
Percent of English Learner Students Who Made Progress Toward English Proficiency



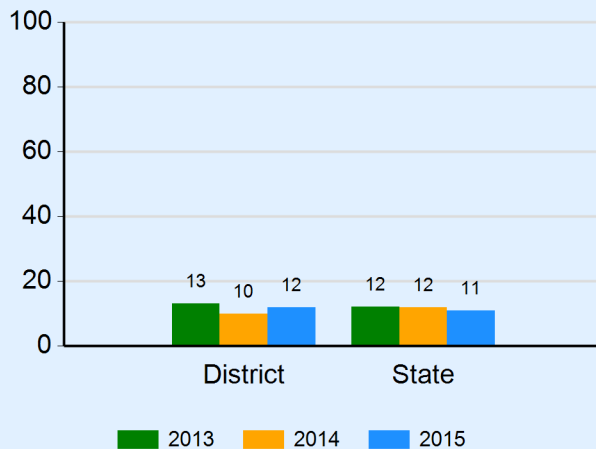
2014-15 Enrollment by Race/Ethnicity



Percent of Students Suspended



Percent of English Learner Students Who Were Reclassified



2014-15 Enrollment by Program Eligibility

| | |
|---------------------------------------|--------------|
| English Learner (EL) | 692 (13%) |
| Socioeconomically Disadvantaged (SED) | 656 (12%) |
| Students With Disabilities (SWD) | 523 (9%) |
| Foster Youth (FY) | 3 (0%) |

Percent of Students Expelled

| Level | 2013 | 2014 | 2015 |
|----------|-------|-------|-------|
| District | 0.11% | 0.02% | 0.07% |
| State | 0.13% | 0.10% | 0.09% |