

## To Obtain CFA Data from GradeCam:

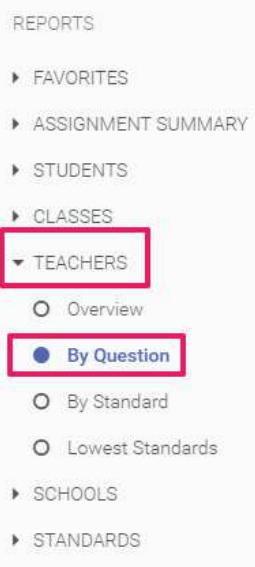
1. Log into GradeCam using your teacher login.
2. Click the Reports tab at the top of the page.

Assignments    Classes    Students    Reports

3. Click the name of the assignment you wish to analyze.

CFA #3 1617

4. On the left side, click Teachers then By Question.



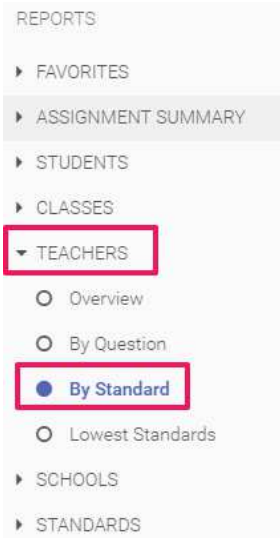
5. You will see this report. You can click the star by the title to save the report to your Favorites for easier access.

★ Teacher By Question  
#3 1617 | Filtered by: Current terms

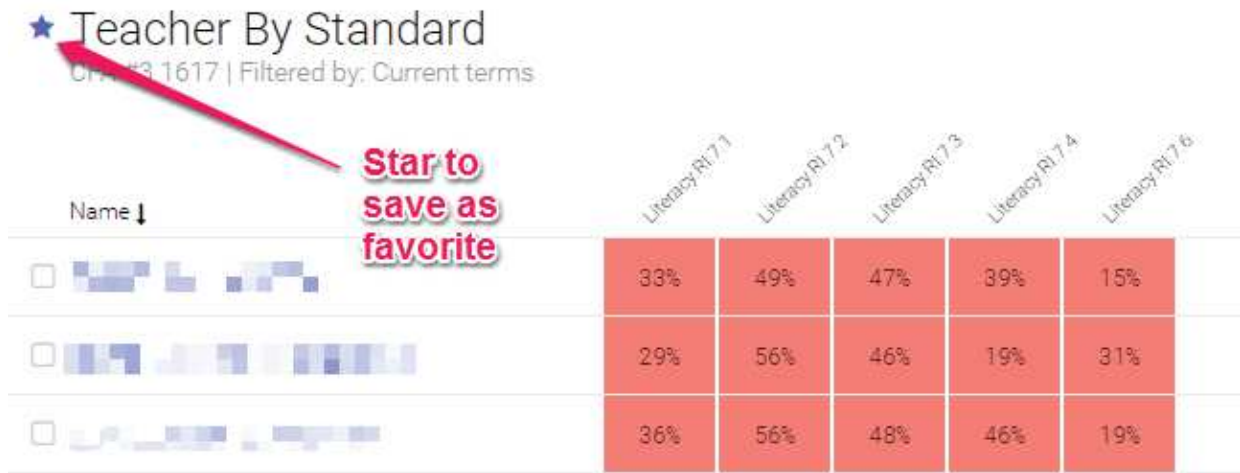
Name ↓	1	2	3	4	5	6	7	8
<input type="checkbox"/> [blurred]	75%	67%	39%	15%	49%	34%	52%	9%
<input type="checkbox"/> [blurred]	50%	44%	19%	31%	56%	44%	56%	6%
<input type="checkbox"/> [blurred]	76%	65%	46%	19%	56%	38%	49%	15%

6. Using your Snip or Skitch tool, take a screenshot of the data, and copy and paste it into your CFA analysis document.

7. Go back to the left side, click Teachers then By Standard.



8. You will see this report. You can click the star by the title to save the report to your Favorites for easier access.



9. Using your Snip or Skitch tool, take a screenshot of the data, and copy and paste it into your CFA analysis document.