



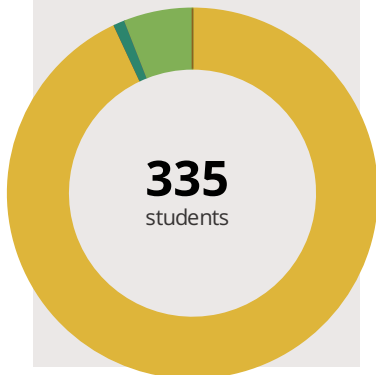
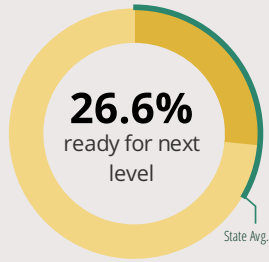
NEIL ARMSTRONG ELEM SCHOOL

5030 IMPERIAL DR RICHTON PARK, IL 60471 1604 (708) 481-7424

Grades: P-5
District: ESD 159

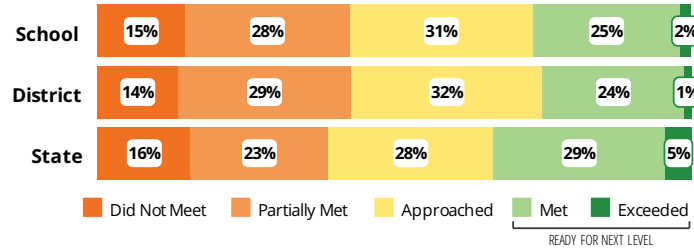
Principal: Shahran Spears
Superintendent: Dr. Mable Alfred

FAST FACTS



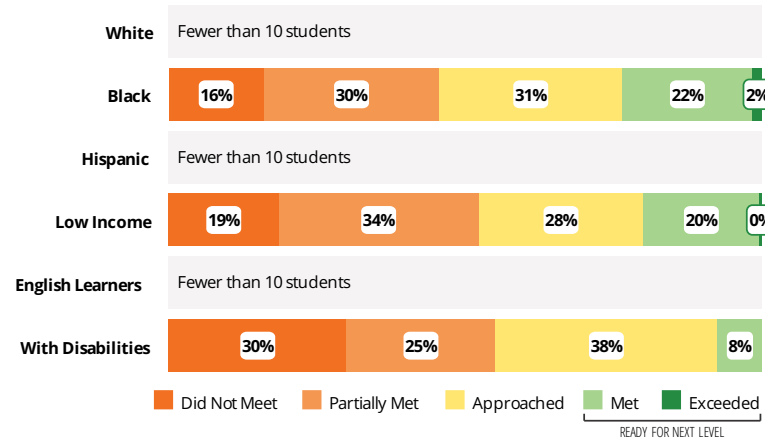
Academic Success

All Illinois students in grades 3-8 take the PARCC assessment each year. High school students take the PARCC in specific Math or English Language Arts (ELA) courses.



Success by Student Group

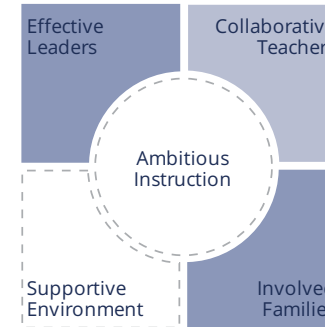
This display shows PARCC performance levels for each student group. No data is shown for groups with fewer than 10 students.



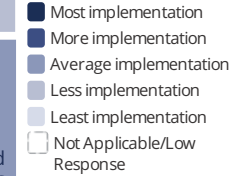
Student Characteristics

White	0%	Low Income	68%
Black	94%	English Learners	0%
Hispanic	0%	With Disabilities	12%
Asian	1%	Homeless	1%
American Indian	0%		
Two or More Races	6%		
Pacific Islander	0%		

School Environment



The **5Essentials Survey** allows students in grades 6-12 and all teachers to share their perspectives on essential conditions for learning. The anonymous survey consists of 5 components.



Response Rates

Students	-
Teachers	81%

Average Effective Leaders

Do principals and teachers implement a shared vision for success?

Less Collaborative Teachers

Do teachers collaborate to promote professional growth?

Ambitious Instruction

Are the classes challenging and engaging?

Supportive Environment

Is the school safe, demanding, and supportive?

Average Involved Families

Does the entire staff build strong external relationships?

Student Attendance and Mobility

Attendance Rate

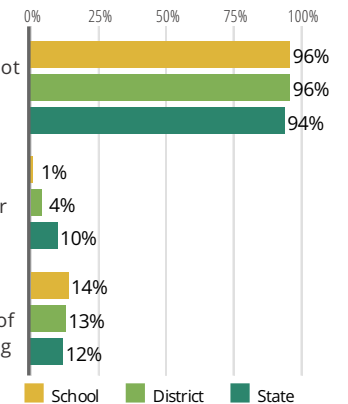
Rate at which students are present at school, not including excused or unexcused absences

Chronic Truancy Rate

Percentage of students who have been absent without valid reasons for 5% or more of regular school days

Student Mobility

Percentage of students who transfer in or out of the school during the school year, not including graduates





NEIL ARMSTRONG ELEM SCHOOL

School Highlights

Academic Courses

Art (General), Band, Computers, Gifted and Talented Programs, Music General), Peer Mentors, Summer School, Title 1 Programs

Career Development Courses and Programs

Career Day (Annually), Career Activities (Grade Level Appropriate), Field Trips (Career Themes)

Physical Education, Health and Wellness

Building Compliance with Health, Life, and Safety Codes, Breakfast Program, Always Changing Program (Grade 5th/Boys and Girls), Health Topics (General), Physical Education (Minimally 2 days per week)

Athletics

Girls' and Boys' Soccer Teams, Girls' and Boys' Basketball

Other Programs and Activities

African-American History Performance, After School Care, American Heart Association Partnership, Awards Assembly, Beat the Clock Club (Punctuality), Before School Care, Career Day, Career Education Events, Character Education, Conflict Resolution, Family Nights, Family Reading Night, Good Touch-Bad Touch Program, Grandparents' Day, High Honor Roll, Honor Roll, Humanitarian Club, Local VFW Readers, Lymphoma/Leukemia Partnership, Math Olympiad, Mentoring Program, Musical Presentations (Choral),...

School Awards

100 Black Men African-American History Competition (1st Place Winners, 100 Black Men African-American History Competition-1st Place, Chicago History Fair-1st Place, Chicago History Fair-1st Place Winners, Illinois Spotlight School, Illinois Those Who Excel/Excellence (Principal)/Teachers/Paraprofessional

School Personnel Resources

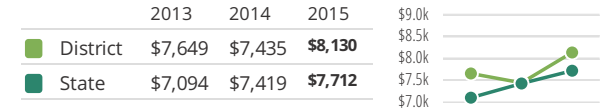
Social Worker, Speech and Language Teacher, 1.5 Reading Specialist, 1.5 Literacy Coach, Librarian, 1.5 Enrichment Teacher, Learning Disabilities Resource Teacher, 1.5 School Psychologist and Dean of Students

Facilities

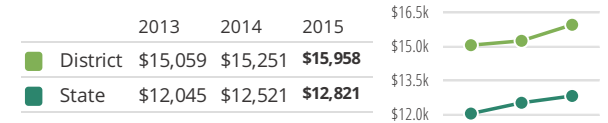
Computer Lab, Library, Art Room, Music Room, Gymnasium, Cafeteria, Health Office, and our Cafeteria/Multipurpose Room operates before and after care program through Park District

District Finance

Instructional Spending per Pupil includes only the activities directly dealing with the teaching of students or the interaction between teachers and students.



Operational Spending per Pupil includes all costs for overall operations in this school's district, including Instructional Spending, but excluding summer school, adult education, capital expenditures, and long-term debt payments.



Educator Measures

This school has had **2 principal(s)** over the past 6 years. In the last three years, an average of **85% of teachers** return to this school each year.

FOR MORE INFORMATION

Visit IllinoisReportCard.com to see additional details about each item of information for this school. There you will find charts spanning multiple years, detailed explanations, resources, more of the school's programs and activities, and powerful tools that let you dig deeper into data.

Most of this data has been collected by ISBE from school districts through data systems. Some information, such as the School Highlights, is entered directly by principals and can be updated throughout the year.