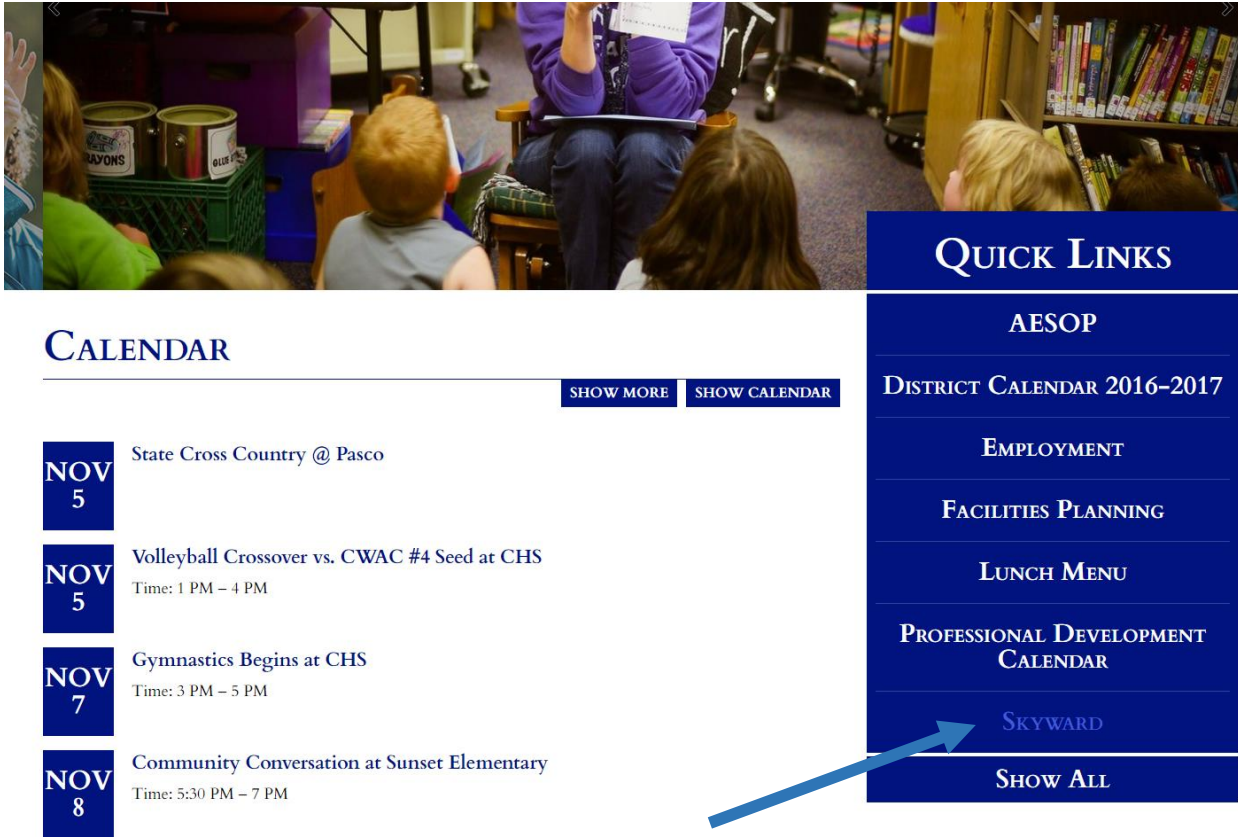


FAMILY ACCESS USER GUIDE

- 1) Visit Cheney Public Schools homepage: www.cheneysd.org.
- 2) Click on the Skyward button in the list on the right side of the homepage.



The screenshot shows the top portion of the Cheney Public Schools website. On the left, there is a 'CALENDAR' section with a list of events for November. On the right, there is a 'QUICK LINKS' menu with several buttons. A blue arrow points from the 'SKYWARD' button in the menu to the right.

CALENDAR

[SHOW MORE](#) [SHOW CALENDAR](#)

- NOV 5** State Cross Country @ Pasco
- NOV 5** Volleyball Crossover vs. CWAC #4 Seed at CHS
Time: 1 PM – 4 PM
- NOV 7** Gymnastics Begins at CHS
Time: 3 PM – 5 PM
- NOV 8** Community Conversation at Sunset Elementary
Time: 5:30 PM – 7 PM

QUICK LINKS

- AESOP
- DISTRICT CALENDAR 2016-2017
- EMPLOYMENT
- FACILITIES PLANNING
- LUNCH MENU
- PROFESSIONAL DEVELOPMENT CALENDAR
- SKYWARD**
- SHOW ALL

- 3) Click on the Skyward Family Access (Family) button.

Cheney School District

Skyward Web Access: [Web Access](#)

Skyward Web Access PocketPac: [PDA](#)

Skyward Employee Access: [EA](#)

Skyward Family Access: [Family](#)

Skyward Fast Track: [Fast Track](#)

Skyward Mobile: [Mobile](#)

Skyward District Calendar: [Calendar](#)

Remote Desktop Services for WESPac: [RDS](#)


Microsoft RDS Clients

Use the buttons below to download the Microsoft Remote Desktop Services Client for your operating system.

Windows Client [Windows](#)

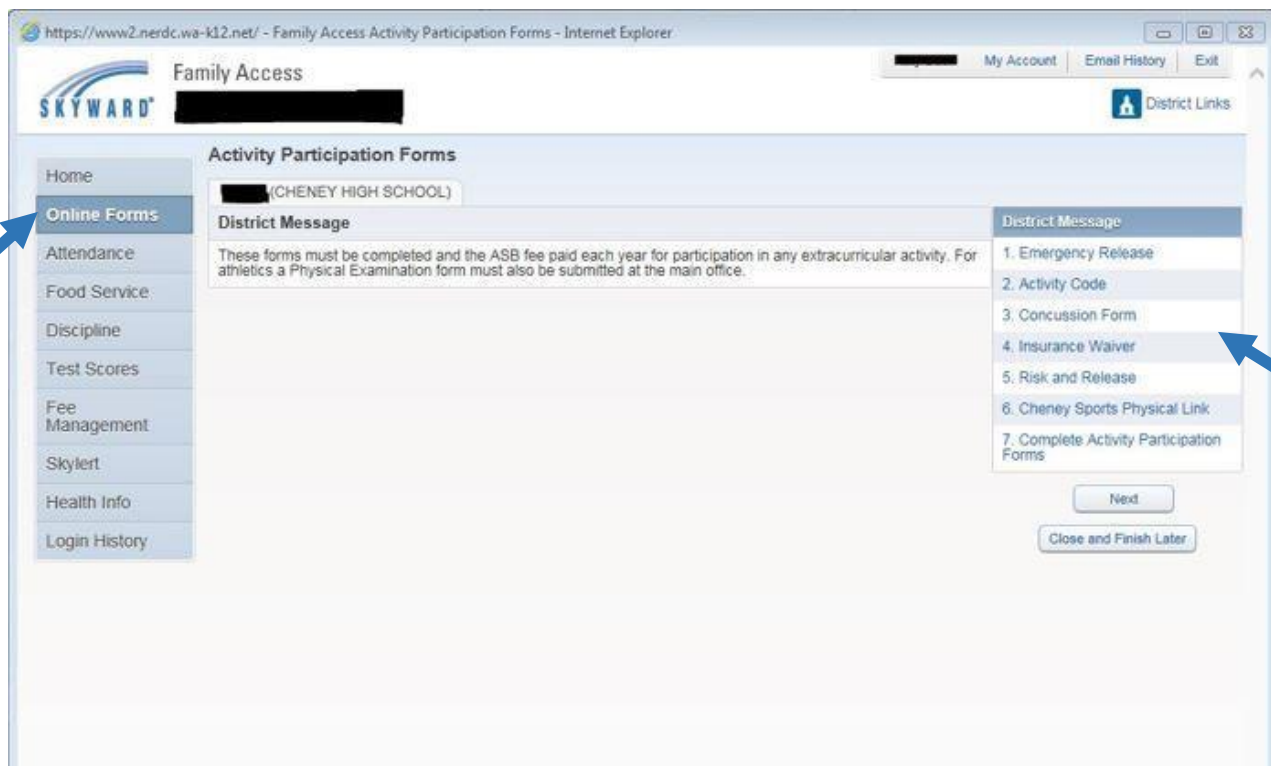
Mac Client [Mac](#)

4) Enter your Login and password. If you do not have or remember your Login ID please contact your building Registrar.



The image shows the Skyward login interface for Cheney School District No. 360. At the top is the Skyward logo, a stylized rainbow with the word "SKYWARD" in blue. Below the logo is the text "Cheney School District No. 360". The main area contains a login form with two input fields: "Login ID:" and "Password:". Below these fields is a "Sign In" button. Underneath the button is a link that says "Forgot your Login/Password?". In the bottom right corner of the form area, the date "05.14.10.00.11" is displayed. At the very bottom of the page, there is a "Login Area:" label followed by a dropdown menu currently set to "Family/Student Acces".

5) Once you are logged into Family Access you will be able to access the Activity Participation Forms Online, grades, attendance, schedule, discipline, test scores, etc. Also you will be able to pay Nutrition Services Fees under Food Services.



The image is a screenshot of a web browser displaying the "Family Access" portal. The browser's address bar shows the URL "https://www2.nerdc.wa-k12.net/ - Family Access Activity Participation Forms - Internet Explorer". The page header includes the Skyward logo, the text "Family Access", and a user profile icon with the name "My Account". There are also links for "Email History" and "Exit". A "District Links" icon is visible in the top right. The main content area is titled "Activity Participation Forms" and shows a "District Message" for "(CHENEY HIGH SCHOOL)". The message states: "These forms must be completed and the ASB fee paid each year for participation in any extracurricular activity. For athletics a Physical Examination form must also be submitted at the main office." To the right of the message is a list of links: "1. Emergency Release", "2. Activity Code", "3. Concussion Form", "4. Insurance Waiver", "5. Risk and Release", "6. Cheney Sports Physical Link", and "7. Complete Activity Participation Forms". Below the list are "Next" and "Close and Finish Later" buttons. On the left side of the page is a navigation menu with items: "Home", "Online Forms", "Attendance", "Food Service", "Discipline", "Test Scores", "Fee Management", "Skylert", "Health Info", and "Login History". A blue arrow points to the "Online Forms" menu item. Another blue arrow points to the "4. Insurance Waiver" link in the list.

6) The Sports Physical Form will still need to be printed and brought into the Business Office and fees will still need to be paid prior to the start of your sports season. You can find the physical form on the school website under Site Shortcuts.