



Local Control Accountability Plan (LCAP)

Palos Verdes Peninsula Unified School District



16 Schools

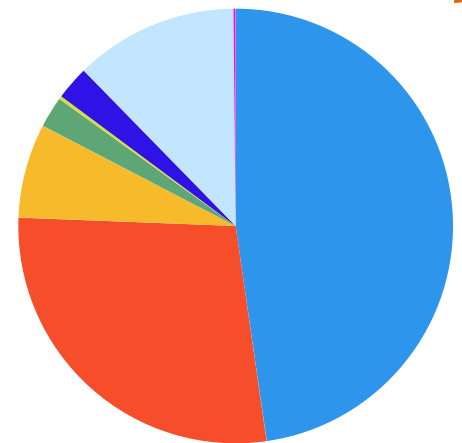
10 Elementary Schools
3 Intermediate Schools
2 Comprehensive High School
1 Continuation High School



11,400 Students

PVPUSD is privileged to provide excellent educational opportunities to an intelligent and committed group of students and parents. We are in the unique position of maintaining the highest level of performance while continuing to provide opportunities for personal and academic growth.

Student Ethnicity



White Asian Multi
African American
American Indian/Alaska Native
Filipino Hispanic or Latino
Pacific Islander



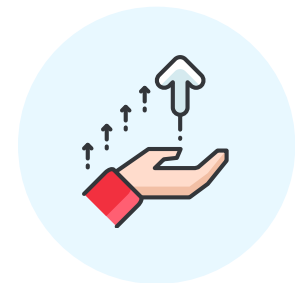
600 Educators

Credentialed, highly qualified and highly trained to provide exemplary teaching and learning



Accomplishments

99% graduation rate
Rated "Highest Performance" in standardized Math scores
Rated "Highest Performance" in out of school suspension rates
83% A-G Completion Rate
1,817 AP tests taken in 34 AP Offerings



Future Efforts

English Learner progress fell slightly. Overall status is still in the "Very High" category.
English Language Arts performance on standardized test declined. Overall status is still in the "Very High" category.

GOALS AND KEY ACTIONS

GOAL 1 Maintain district facilities and a highly skilled staff to deliver TK-12 curriculum aligned with California State Standards that provides all students access to required college and career readiness

- Monitor facilities to ensure a level of good repair
- Maintain highly skilled and qualified teaching staff
- Provide online course offerings for student flexibility
- Cultivate college and career readiness through high quality instruction and guidance for all students
- Assess technology needs and support integration in the curriculum
- Coordinate assistance and support for Foster and Homeless/Low Income Families

Conditions of Learning

Subgroups Served



All Students



English Learners



Low Income



Foster Youth

GOAL 2 Provide a rigorous instructional program that raises achievement for all students in the four core California content standards

- Assess Response to Intervention program and academic student supports
- Increase AP Exam Enrollment and maintain or increase AP Pass Rate
- Support annual English Learner assessment, refine reclassification process and increase training on research based strategies for English Learners
- Provide professional development for curricular initiatives and adoptions
- Foster access and opportunity for STEAM/STEM Opportunities, AVID and visual and performing arts
- Improve graduation rates of students in Special Education

Pupil Outcomes

Subgroups Served



All Students



English Learners



Low Income



Foster Youth

GOAL 3 Provide a school environment which fosters physical and emotional security, encourages community involvement, and focuses the school climate on creating opportunities for student engagement

- Cultivate meaningful stakeholder involvement through site and district committees and participation opportunities
- Assess and monitor student safety, discipline and attendance procedures
- Engage students through activities, leadership opportunities, electives, and leveled course access
- Provide enrichment, resources, and counseling for GATE students
- Expand resources and strategies to address student wellness
- Implement Positive Behavior Intervention Supports (PBIS)

Engagement

Subgroups Served



All Students



English Learners



Low Income



Foster Youth

STAKEHOLDER ENGAGEMENT

2,806 Survey Responses



- Grades 3-5 Students
- Grades 6-12 students
- Parents
- Certificated Staff
- Classified Staff

Stakeholder Presentations

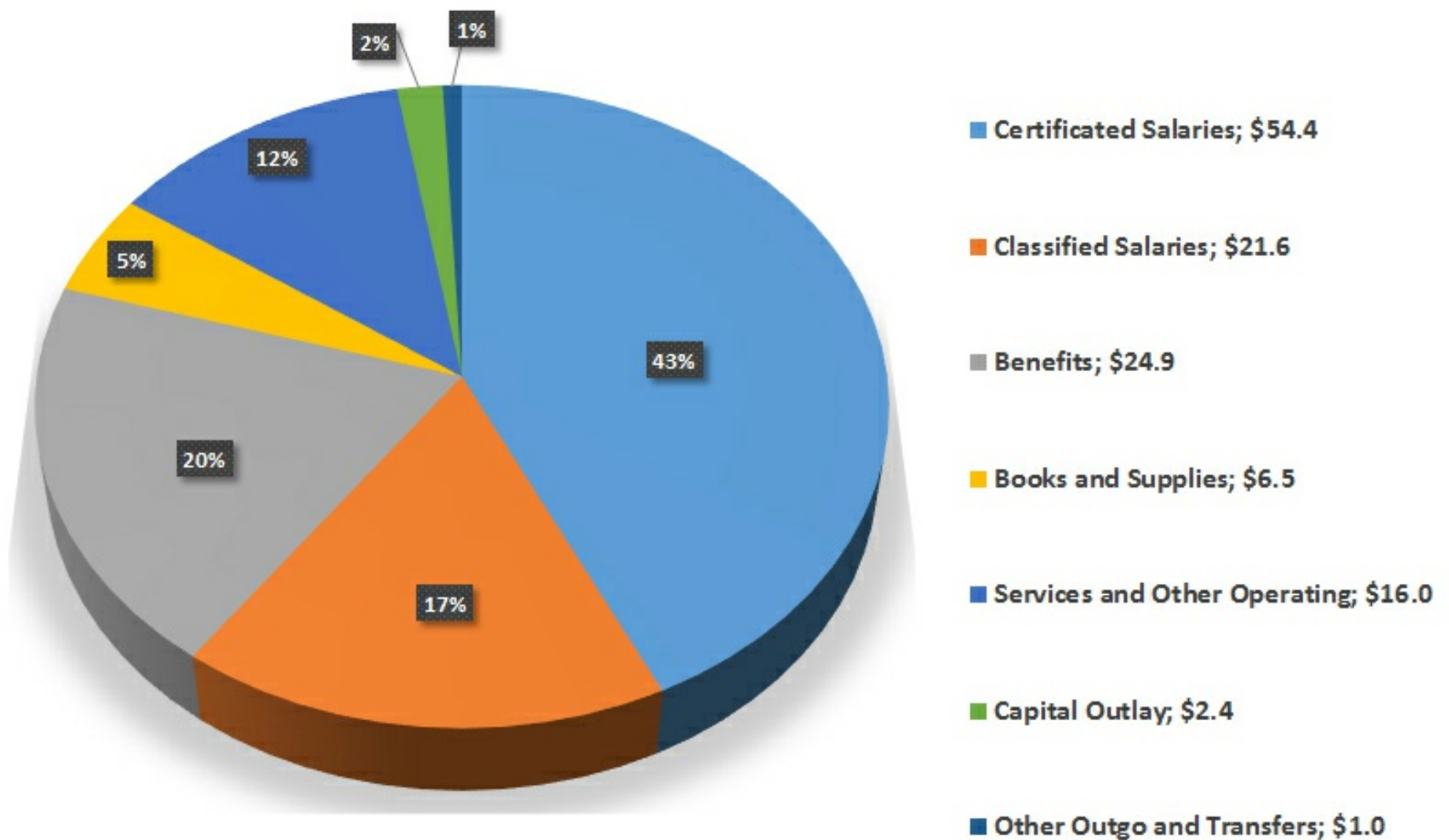


- Curriculum Advisory Committee
- Council PTA
- District English Language Advisory Committee
- District Principals & Administrators
- District LCAP Committee
- GATE Advisory Committee
- Technology Advisory Committee

2,400 Survey Comments

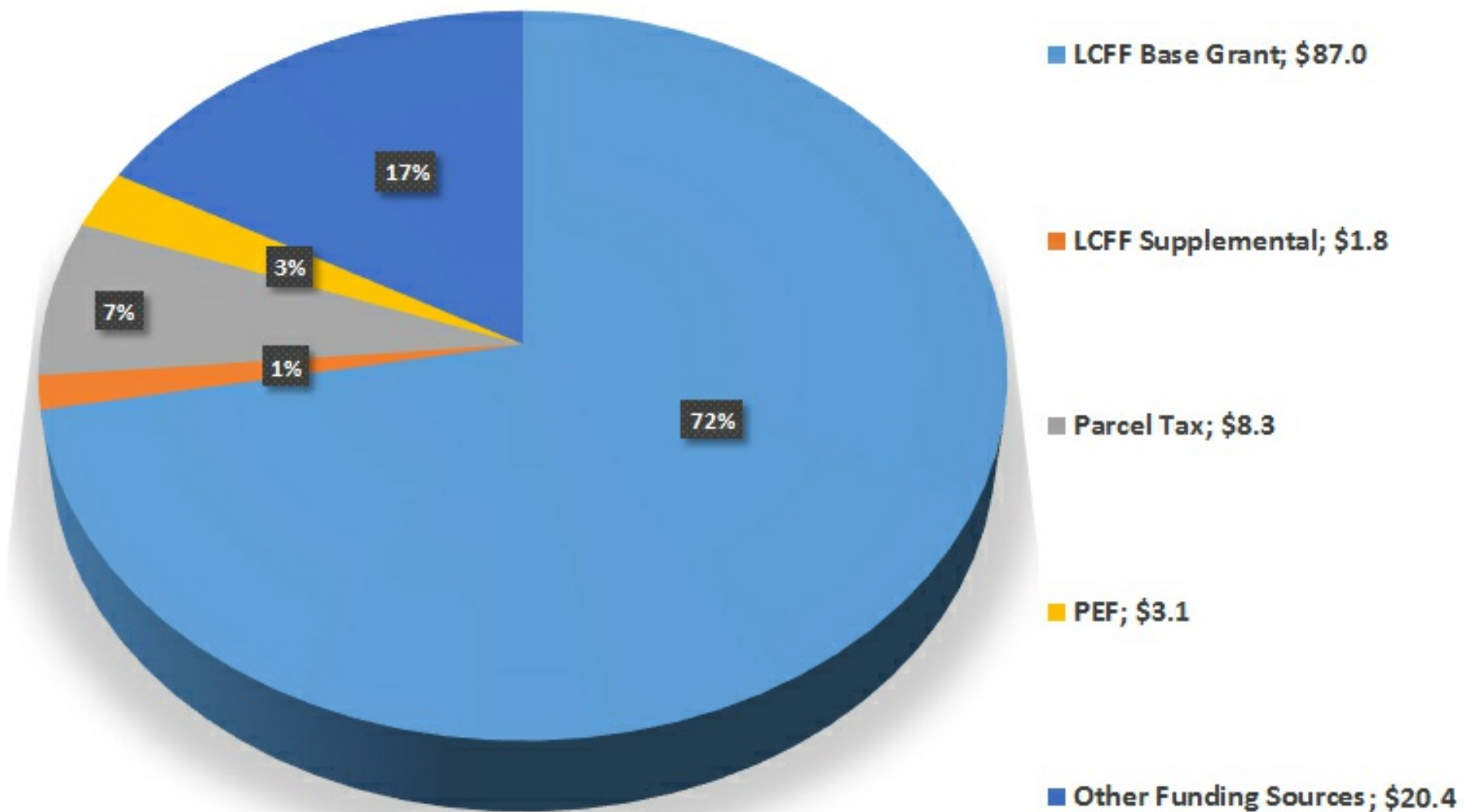
2017-18 EXPENSES

General Fund Expenses, 2017-18 (millions)



2017-18 REVENUE

General Fund Revenue, 2017-18 (millions)



Federal (Title I, etc.); \$2.4
State Special Ed; \$3.9
State Lottery; \$2.2
Mandated Reimbursements; \$2.1
Prop.39 Energy Funds; \$.7
STRS "on-behalf" accounting entry; \$4.5
Other donations, rental income, misc; \$4.6