

# Parent Workshop

California State Standards (CSS) Math  
Grades 6-8

October 4, 2017

Nichole Doggett  
Lesa Lim



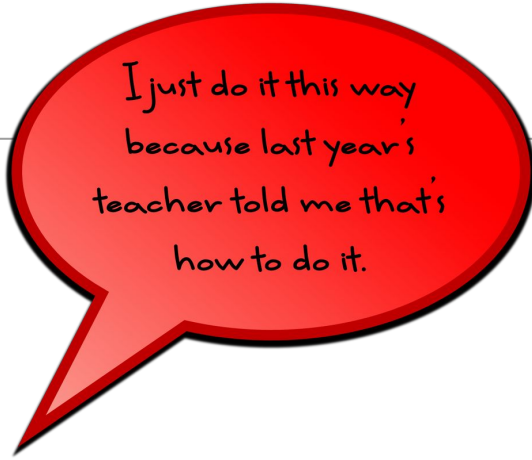
# Learning Target

Tonight, you will be able to explain how learning common core math differs from learning traditional math.



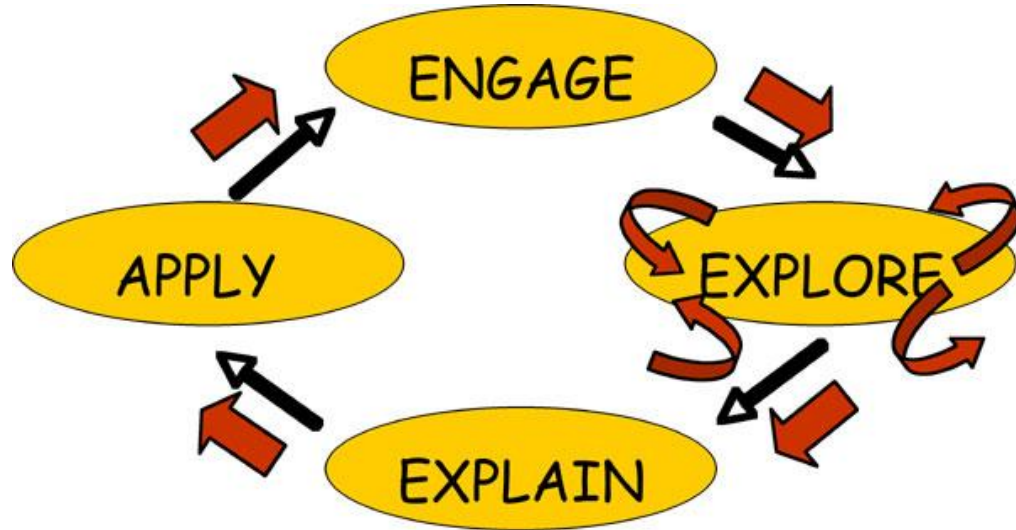
# Traditional or Common Core?

Traditional	Common Core
<ul style="list-style-type: none"><li>● The teacher models rules and procedures in math</li><li>● The students are expected to memorize the rules and procedures</li><li>● “Trust Me” Way: No explanations for why it works, it just does!</li></ul>	<ul style="list-style-type: none"><li>● The teacher presents the math situation (word problem)</li><li>● The students are expected to use what they know to solve the situation and be able to explain their thought process</li><li>● The teacher ask questions like...<ul style="list-style-type: none"><li>○ How do you know that works?</li><li>○ Why does that work?</li></ul></li></ul>




# Why Common Core?

- Develops conceptual understanding
- Challenges the use of multiple approaches
- Does not require memorization
- Prepares students for real world application in the 21st century



# Let's Do Some Math!

- Investigation 3.1 “Going around in Circles: Circumference”
  - Think about pizza-how is pizza usually measured?
  - How do pizza makers set the prices for their pizzas?
  - How would pizza be priced differently if they used different types of measurements for pizza?
- While working through the investigation, pay attention to any patterns you notice between circumferences and diameter.



# Math Book available on Parent Portal

Student books are available online on powerschool. Login to family.ausd.us, click on “pearson courses” on the left hand menu and click on your grade level. It will open a menu of books, which may include other grade levels. 6th grade red, 7th grade blue and 8th grade green. They are organized by unit, so make sure you click on the right one. Use the “breadcrumb” for easier navigation of the investigations.

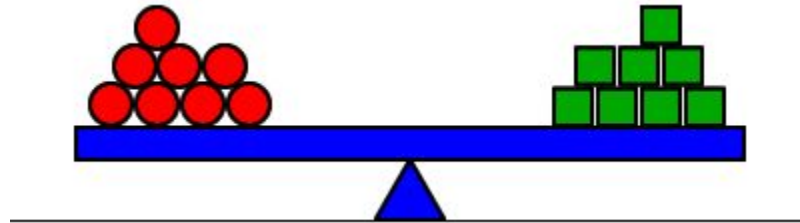
# Let's Do Some Math!

Investigation summary:

- What patterns did you find when you compared the circumference and diameter? How are they related?
- What strategies did you use to measure the circles?
- How could you find a more accurate measurement?

# The Key is a Balanced Approach

- Take time to explore the different ways of solving a math situation
- Understand why different ways work
- Learn the procedures
- Memorizing facts is still important
- Remember that you can still solve math situations without procedures

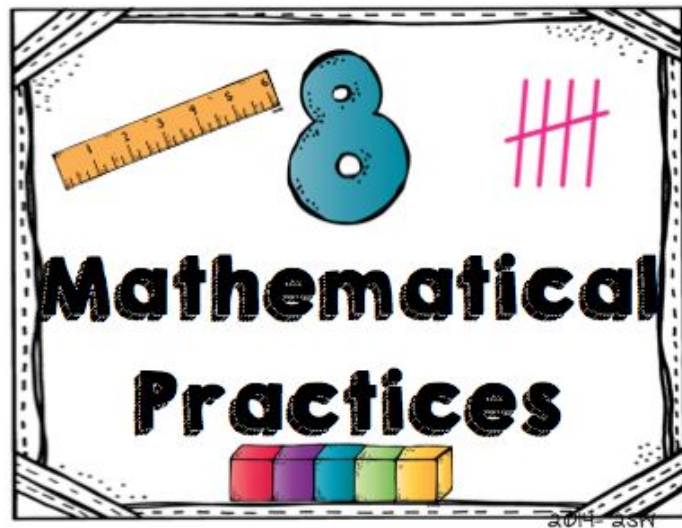




# Standards for Mathematical Practices

Which ones did you use?

- Make sense of problems and persevere in solving them.
- Reason abstractly and quantitatively.
- Construct viable arguments and critique the reasoning of others.
- Model with mathematics.
- Use appropriate tools strategically.
- Attend to precision.
- Look for and make use of structure.
- Look for and express regularity in repeated reasoning.



# Technology

There are many tutorials available for student practice once they have practiced with conceptual learning to help with procedures.

Khanacademy.com

Mymathuniverse.com (textbook support)

Practice SBAC test available at: <https://practice.smarterbalanced.org/student>

THANK  
YOU!