

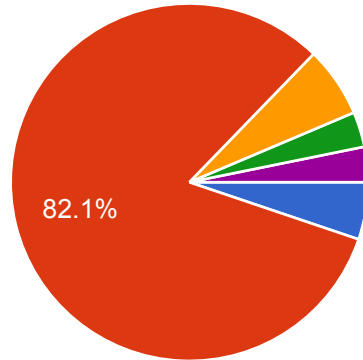
# 251 responses

[View all responses](#)

[Publish analytics](#)

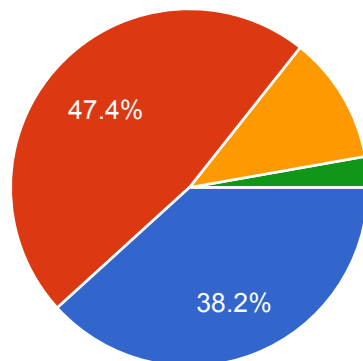
## Summary

What is your current relationship to District 100?



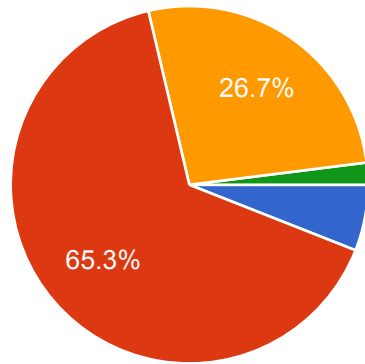
Community Member	<b>13</b>	5.2%
Parent of Current Student	<b>206</b>	82.1%
Parent of Former Student	<b>16</b>	6.4%
Student	<b>8</b>	3.2%
Other	<b>8</b>	3.2%
Community Member	<b>13</b>	5.2%
Parent of Current Student	<b>206</b>	82.1%
Parent of Former Student	<b>16</b>	6.4%
Student	<b>8</b>	3.2%
Other	<b>8</b>	3.2%

Overall, how well does District 100 communicate with the community?



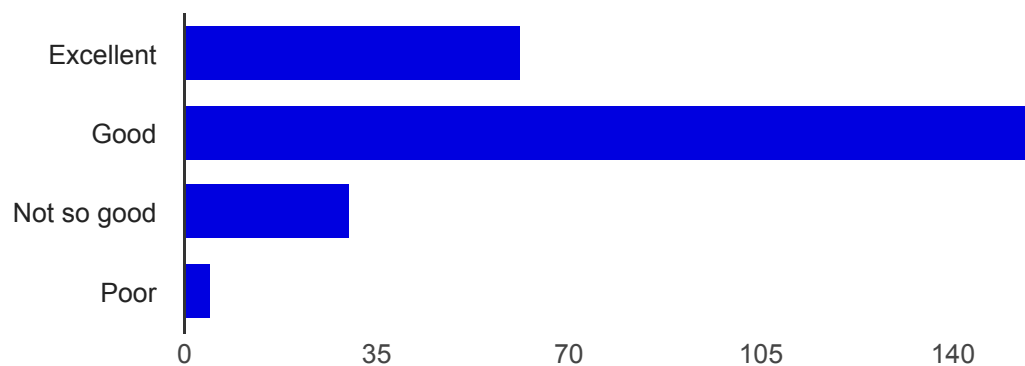
Excellent	<b>96</b>	38.2%
Good	<b>119</b>	47.4%
Not so Good	<b>29</b>	11.6%
Poor	<b>7</b>	2.8%
Excellent	<b>96</b>	38.2%
Good	<b>119</b>	47.4%
Not so Good	<b>29</b>	11.6%
Poor	<b>7</b>	2.8%

**When it comes to getting information from District 100, do you think that the District puts out information:**



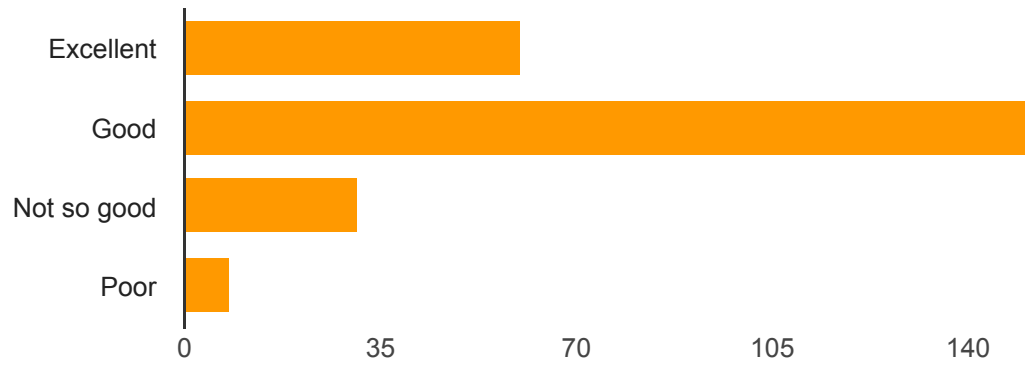
More than you need	<b>15</b>	6%
The right amount	<b>164</b>	65.3%
Not enough	<b>67</b>	26.7%
Other/don't know	<b>5</b>	2%
More than you need	<b>15</b>	6%
The right amount	<b>164</b>	65.3%
Not enough	<b>67</b>	26.7%
Other/don't know	<b>5</b>	2%

**A helpful and informative District Website [For each of the following, rate the performance as either excellent, good, not so good or poor:]**



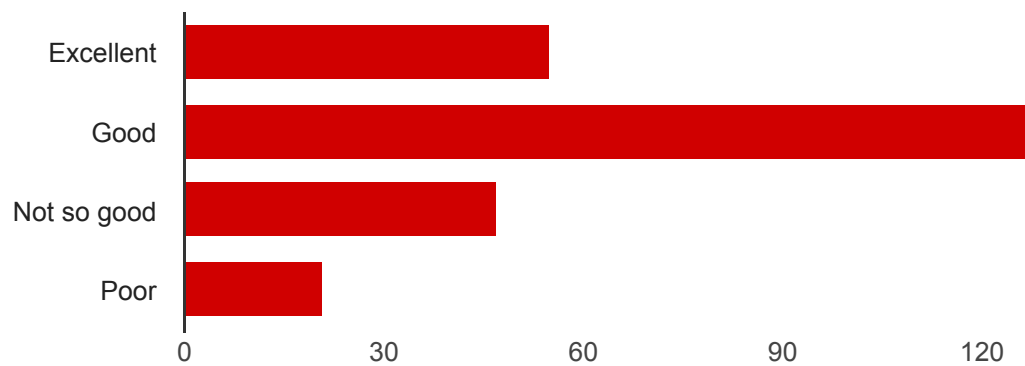
Excellent	<b>61</b>	24.3%
Good	<b>155</b>	61.8%
Not so good	<b>30</b>	12%
Poor	<b>5</b>	2%
Excellent	<b>61</b>	24.3%
Good	<b>155</b>	61.8%
Not so good	<b>30</b>	12%
Poor	<b>5</b>	2%

**A helpful and informative website for each of the district’s schools [For each of the following, rate the performance as either excellent, good, not so good or poor:]**



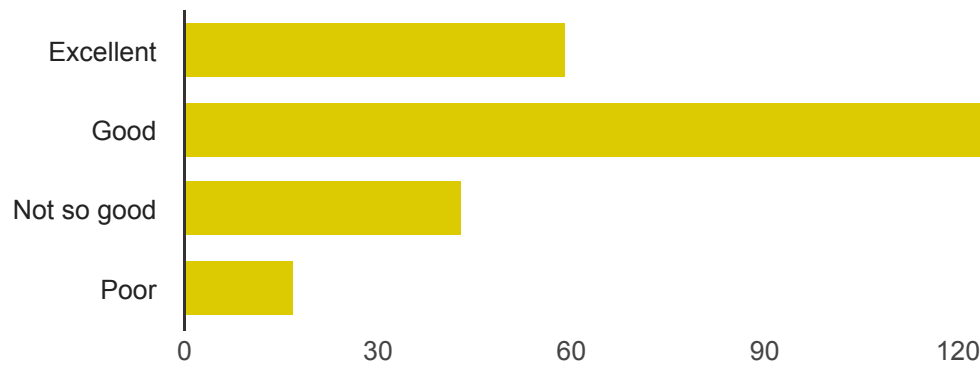
Excellent	<b>60</b>	23.9%
Good	<b>152</b>	60.6%
Not so good	<b>31</b>	12.4%
Poor	<b>8</b>	3.2%
Excellent	<b>60</b>	23.9%
Good	<b>152</b>	60.6%
Not so good	<b>31</b>	12.4%
Poor	<b>8</b>	3.2%

**Involving the community on important issues facing the district [For each of the following, rate the performance as either excellent, good, not so good or poor:]**



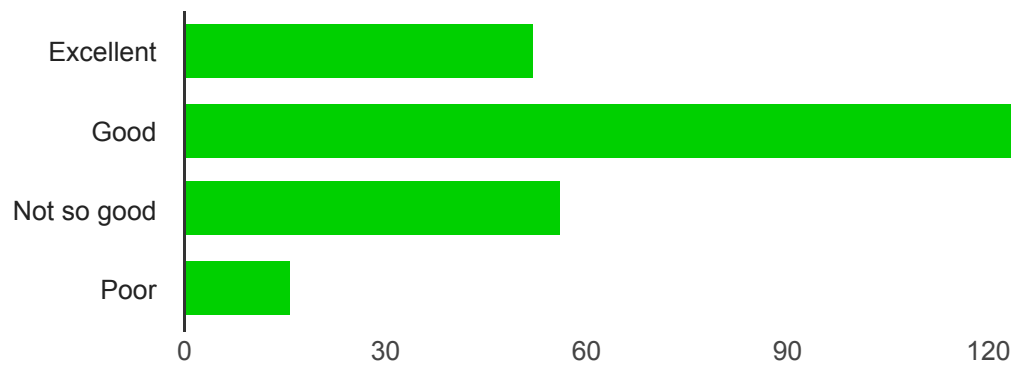
Excellent	<b>55</b>	21.9%
Good	<b>128</b>	51%
Not so good	<b>47</b>	18.7%
Poor	<b>21</b>	8.4%
Excellent	<b>55</b>	21.9%
Good	<b>128</b>	51%
Not so good	<b>47</b>	18.7%
Poor	<b>21</b>	8.4%

**Operating in an open and transparent manner [For each of the following, rate the performance as either excellent, good, not so good or poor:]**



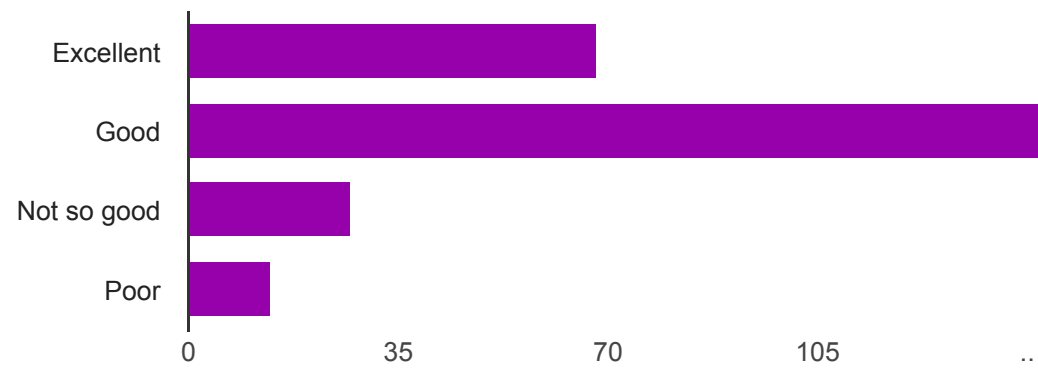
Excellent	<b>59</b>	23.5%
Good	<b>132</b>	52.6%
Not so good	<b>43</b>	17.1%
Poor	<b>17</b>	6.8%
Excellent	<b>59</b>	23.5%
Good	<b>132</b>	52.6%
Not so good	<b>43</b>	17.1%
Poor	<b>17</b>	6.8%

**Keeping community members informed about state and national issues that affect District 100 [For each of the following, rate the performance as either excellent, good, not so good or poor:]**



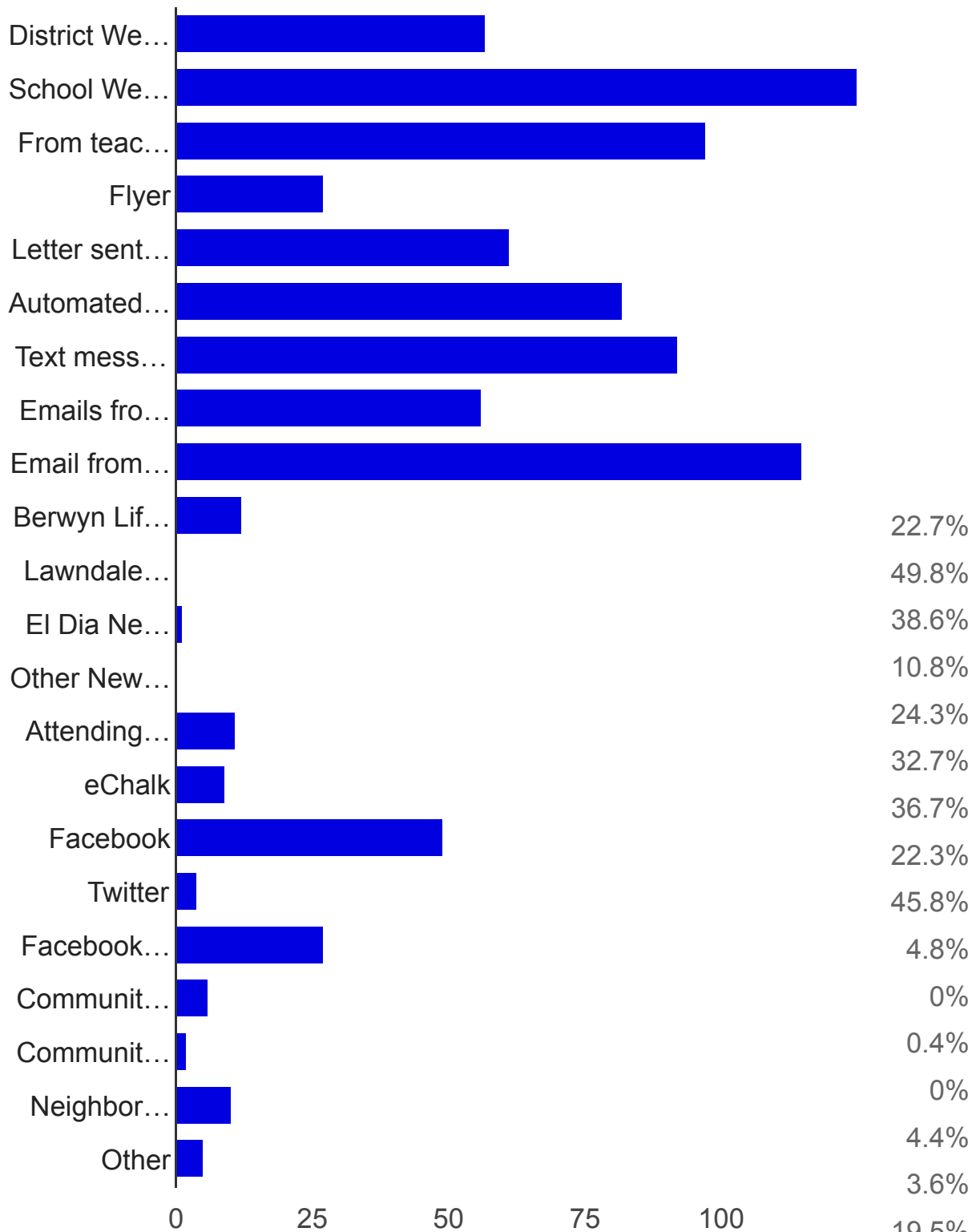
Excellent	<b>52</b>	20.7%
Good	<b>127</b>	50.6%
Not so good	<b>56</b>	22.3%
Poor	<b>16</b>	6.4%
Excellent	<b>52</b>	20.7%
Good	<b>127</b>	50.6%
Not so good	<b>56</b>	22.3%
Poor	<b>16</b>	6.4%

**Utilizing social media communications like Facebook and Twitter [For each of the following, rate the performance as either excellent, good, not so good or poor:]**



Excellent	<b>68</b>	27.1%
Good	<b>142</b>	56.6%
Not so good	<b>27</b>	10.8%
Poor	<b>14</b>	5.6%
Excellent	<b>68</b>	27.1%
Good	<b>142</b>	56.6%
Not so good	<b>27</b>	10.8%
Poor	<b>14</b>	5.6%

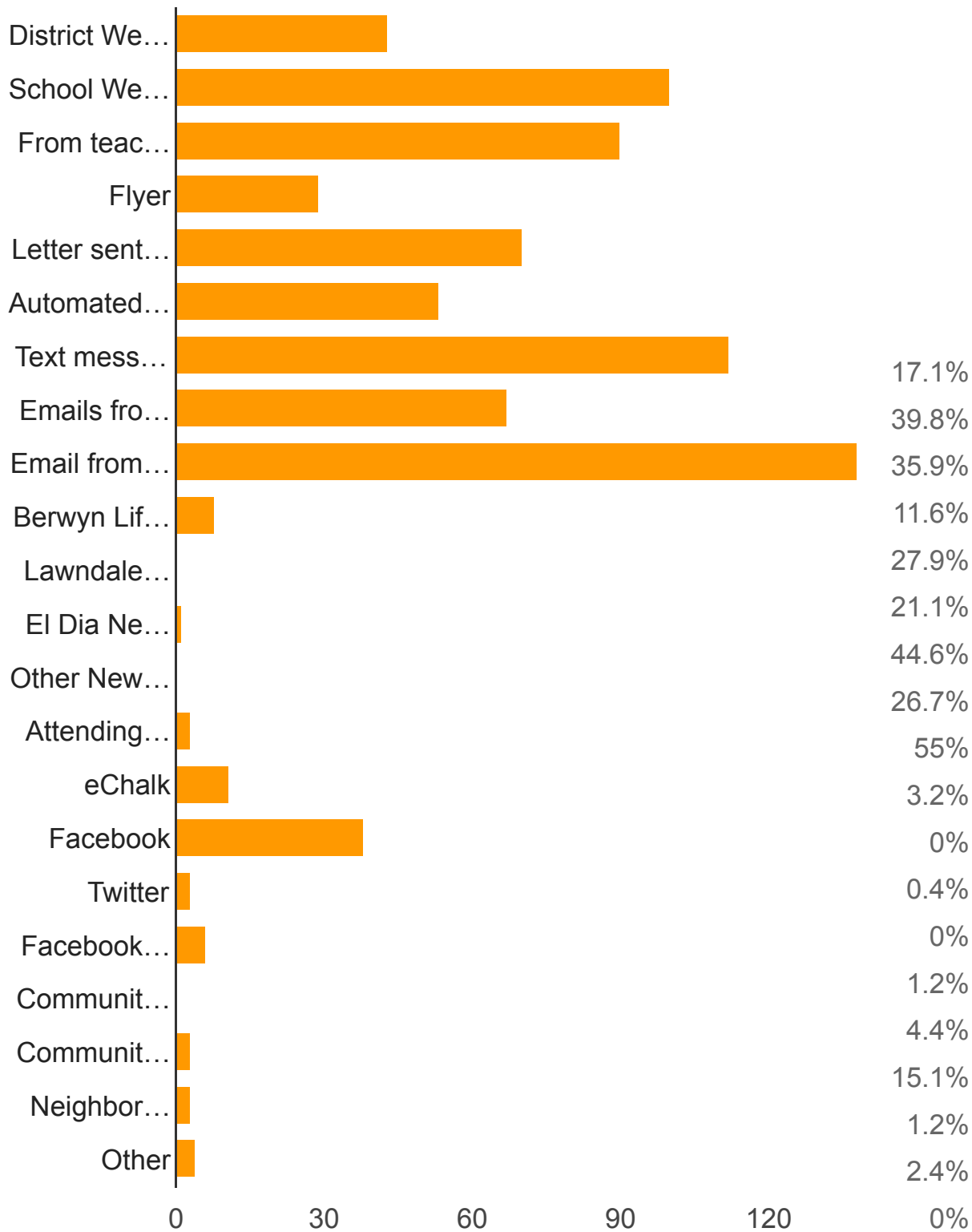
**There are a number of ways you might receive information from District 100 or schools. What are your top three sources for getting information? (select three)**



Community Member	6	2.4%
Community Organization	2	0.8%
Neighbor or friend	10	4%
Other	5	2%
District Website	57	22.7%
School Website	125	49.8%
From teachers or school staff	97	38.6%
Flyer	27	10.8%
Letter sent home/mailed	61	24.3%
Automated phone call	82	32.7%

Text messages	<b>92</b>	36.7%
Emails from district	<b>56</b>	22.3%
Email from school	<b>115</b>	45.8%
Berwyn Life Newspaper	<b>12</b>	4.8%
Lawndale News	<b>0</b>	0%
El Dia Newspaper	<b>1</b>	0.4%
Other Newspapers	<b>0</b>	0%
Attending school meetings	<b>11</b>	4.4%
eChalk	<b>9</b>	3.6%
Facebook	<b>49</b>	19.5%
Twitter	<b>4</b>	1.6%
Facebook groups such as Berwyn Cool Kids, Berwyn ROCKS	<b>27</b>	10.8%
Community Member	<b>6</b>	2.4%
Community Organization	<b>2</b>	0.8%
Neighbor or friend	<b>10</b>	4%
Other	<b>5</b>	2%

**How would you PREFER to get your information? (select three)**

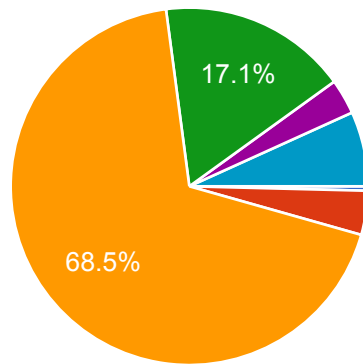


Other	4	1.6%
District Website	43	17.1%
School Website	100	39.8%
From teachers or school staff	90	35.9%
Flyer	29	11.6%
Letter sent home/mailed	70	27.9%
Automated phone call	53	21.1%
Text messages	112	44.6%
Emails from district	67	26.7%
Email from school	138	55%



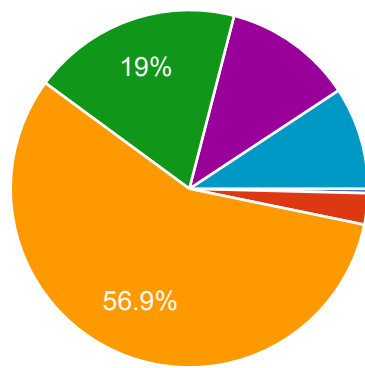
Berwyn Life Newspaper	8	3.2%
Lawndale News	0	0%
El Dia Newspaper	1	0.4%
Other Newspaper	0	0%
Attending school meetings	3	1.2%
eChalk	11	4.4%
Facebook	38	15.1%
Twitter	3	1.2%
Facebook groups such as Berwyn Cool Kids, Berwyn ROCKS	6	2.4%
Community Member	0	0%
Community Organization	3	1.2%
Neighbor or friend	3	1.2%
Other	4	1.6%

**The amount of email that I receive from the school(s) is....**



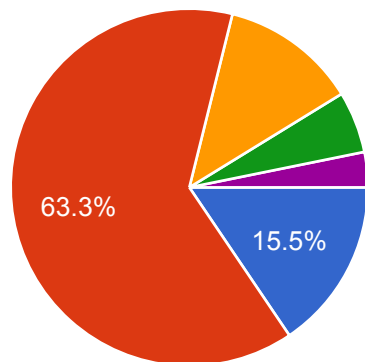
Excessive	1	0.4%
A little too much	10	4%
Enough	172	68.5%
Not quite enough	43	17.1%
Not at all enough	8	3.2%
N/A	17	6.8%
Excessive	1	0.4%
A little too much	10	4%
Enough	172	68.5%
Not quite enough	43	17.1%
Not at all enough	8	3.2%
N/A	17	6.8%

**The amount of email that I receive from the district is**



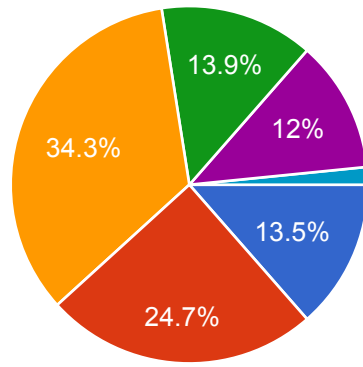
Excessive	1	0.4%
A little too much	7	2.8%
Enough	141	56.9%
Not quite enough	47	19%
Not at all enough	29	11.7%
N/A	23	9.3%
Excessive	1	0.4%
A little too much	7	2.8%
Enough	141	56.9%
Not quite enough	47	19%
Not at all enough	29	11.7%
N/A	23	9.3%

### The amount of information I receive is timely



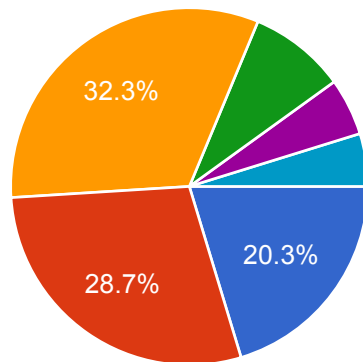
Strongly Agree	39	15.5%
Agree	159	63.3%
Disagree	31	12.4%
Strongly Disagree	14	5.6%
N/A	8	3.2%
Strongly Agree	39	15.5%
Agree	159	63.3%
Disagree	31	12.4%
Strongly Disagree	14	5.6%
N/A	8	3.2%

## Overall how satisfied are you with communications from the district?



Extremely Satisfied	<b>34</b>	13.5%
Very Satisfied	<b>62</b>	24.7%
Satisfied	<b>86</b>	34.3%
A little Satisfied	<b>35</b>	13.9%
Not Satisfied at All	<b>30</b>	12%
N/A	<b>4</b>	1.6%
Extremely Satisfied	<b>34</b>	13.5%
Very Satisfied	<b>62</b>	24.7%
Satisfied	<b>86</b>	34.3%
A little Satisfied	<b>35</b>	13.9%
Not Satisfied at All	<b>30</b>	12%
N/A	<b>4</b>	1.6%

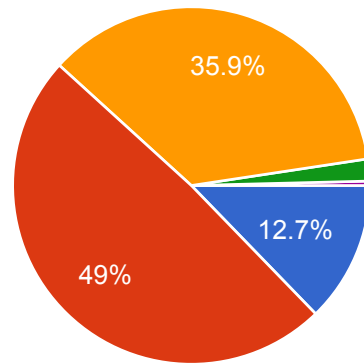
## Overall how satisfied are you with communications from your home school?



Extremely Satisfied	<b>51</b>	20.3%
Very Satisfied	<b>72</b>	28.7%
Satisfied	<b>81</b>	32.3%
A Little Satisfied	<b>22</b>	8.8%
Not Satisfied at All	<b>13</b>	5.2%
N/A	<b>12</b>	4.8%
Extremely Satisfied	<b>51</b>	20.3%
Very Satisfied	<b>72</b>	28.7%

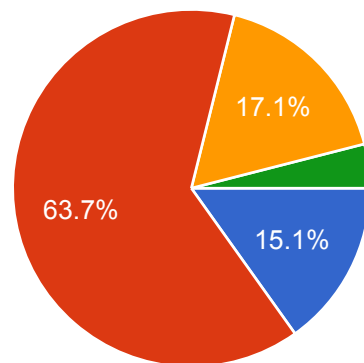
Satisfied	<b>81</b>	32.3%
A Little Satisfied	<b>22</b>	8.8%
Not Satisfied at All	<b>13</b>	5.2%
N/A	<b>12</b>	4.8%

**District 100 has a website that presents a variety of information about the District. How frequently do you visit the District's website?**



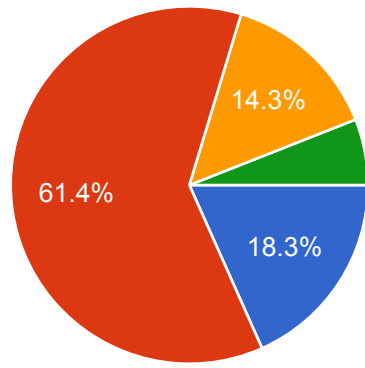
More than five times per month	<b>32</b>	12.7%
1-5 times a month	<b>123</b>	49%
Less than once a month	<b>90</b>	35.9%
Never (because I'm not interested)	<b>5</b>	2%
Never (because I don't have access to internet)	<b>1</b>	0.4%
More than five times per month	<b>32</b>	12.7%
1-5 times a month	<b>123</b>	49%
Less than once a month	<b>90</b>	35.9%
Never (because I'm not interested)	<b>5</b>	2%
Never (because I don't have access to internet)	<b>1</b>	0.4%

**As you use the District's website, how would you rate the overall quality? Would you say it is:**



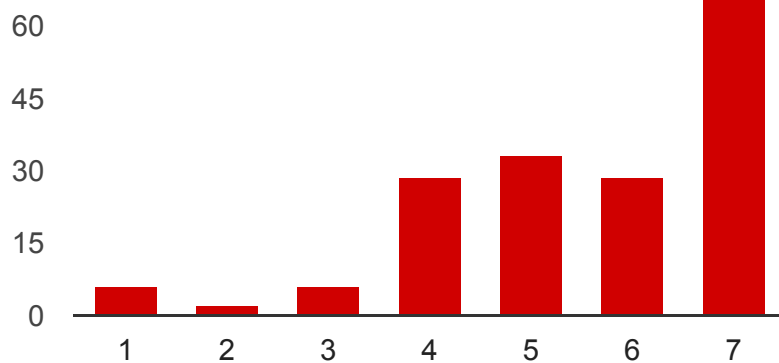
Excellent	<b>38</b>	15.1%
Good	<b>160</b>	63.7%
Not so Good	<b>43</b>	17.1%
Poor	<b>10</b>	4%
Excellent	<b>38</b>	15.1%
Good	<b>160</b>	63.7%
Not so Good	<b>43</b>	17.1%
Poor	<b>10</b>	4%

**Thinking about finding information you need on this website, would say it is:**



Very Easy	<b>46</b>	18.3%
Moderately Easy	<b>154</b>	61.4%
Not Very Easy	<b>36</b>	14.3%
Not Easy At All	<b>15</b>	6%
Very Easy	<b>46</b>	18.3%
Moderately Easy	<b>154</b>	61.4%
Not Very Easy	<b>36</b>	14.3%
Not Easy At All	<b>15</b>	6%

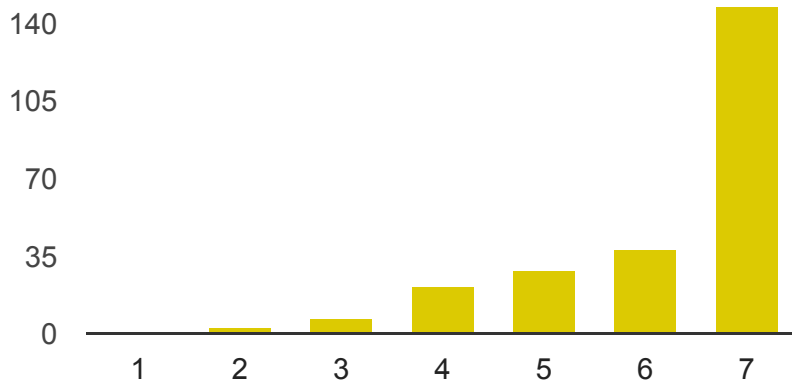
**When thinking about District 100, indicate whether you would like to receive information about any of the following topics. Please indicate the importance of each of the following on a seven-point scale. On this scale, a "7" is if you are highly interested, and a "1" is not at all interested. Of course you can use any number between "7" and "1."**



Not at All Interested: 1	<b>6</b>	3.5%
2	<b>2</b>	1.2%
3	<b>6</b>	3.5%
4	<b>29</b>	16.8%
5	<b>33</b>	19.1%
6	<b>29</b>	16.8%
Highly Interested: 7	<b>68</b>	39.3%

Not at All Interested: 1	<b>6</b>	3.5%
2	<b>2</b>	1.2%
3	<b>6</b>	3.5%
4	<b>29</b>	16.8%
5	<b>33</b>	19.1%
6	<b>29</b>	16.8%
Highly Interested: 7	<b>68</b>	39.3%

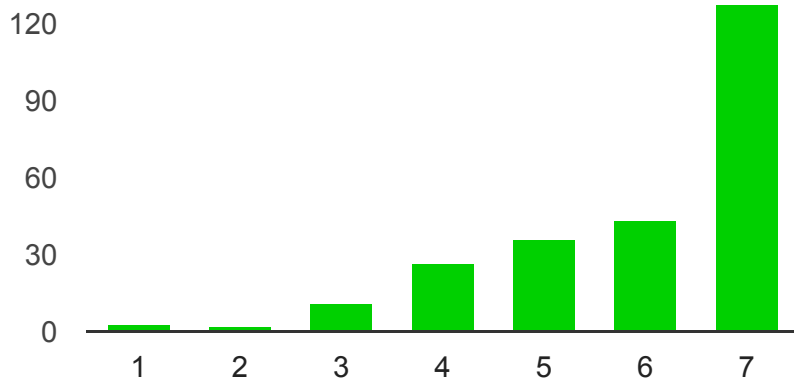
### Test scores and student achievement



Not at All Interested: 1	<b>1</b>	0.4%
2	<b>3</b>	1.2%
3	<b>7</b>	2.8%
4	<b>22</b>	8.9%
5	<b>29</b>	11.7%
6	<b>38</b>	15.3%
Highly Interested: 7	<b>148</b>	59.7%

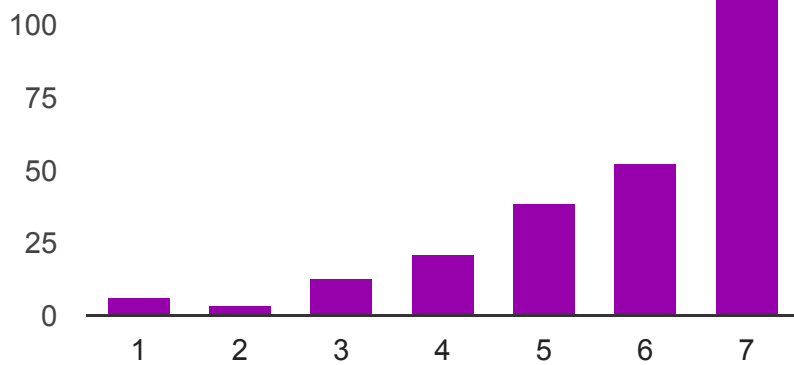
Not at All Interested: 1	<b>1</b>	0.4%
2	<b>3</b>	1.2%
3	<b>7</b>	2.8%
4	<b>22</b>	8.9%
5	<b>29</b>	11.7%
6	<b>38</b>	15.3%
Highly Interested: 7	<b>148</b>	59.7%

### News about my local elementary/middle school



	3	<b>11</b>	4.4%
	4	<b>27</b>	10.8%
	5	<b>36</b>	14.3%
	6	<b>44</b>	17.5%
Highly Interested:	7	<b>128</b>	51%
Not at All Interested:	1	<b>3</b>	1.2%
	2	<b>2</b>	0.8%
	3	<b>11</b>	4.4%
	4	<b>27</b>	10.8%
	5	<b>36</b>	14.3%
	6	<b>44</b>	17.5%
Highly Interested:	7	<b>128</b>	51%

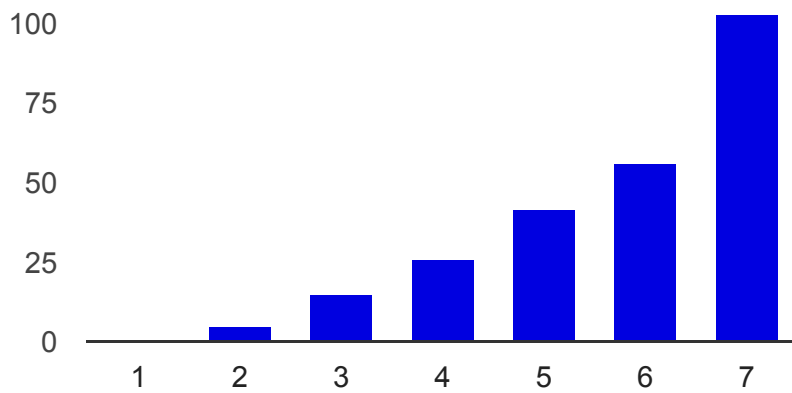
### Summer School and other summer programs



Not at All Interested:	1	<b>6</b>	2.4%
	2	<b>4</b>	1.6%
	3	<b>13</b>	5.2%
	4	<b>21</b>	8.5%
	5	<b>39</b>	15.7%
	6	<b>52</b>	21%
Highly Interested:	7	<b>113</b>	45.6%

Not at All Interested: 1	<b>6</b>	2.4%
2	<b>4</b>	1.6%
3	<b>13</b>	5.2%
4	<b>21</b>	8.5%
5	<b>39</b>	15.7%
6	<b>52</b>	21%
Highly Interested: 7	<b>113</b>	45.6%

### Special events hosted by the District

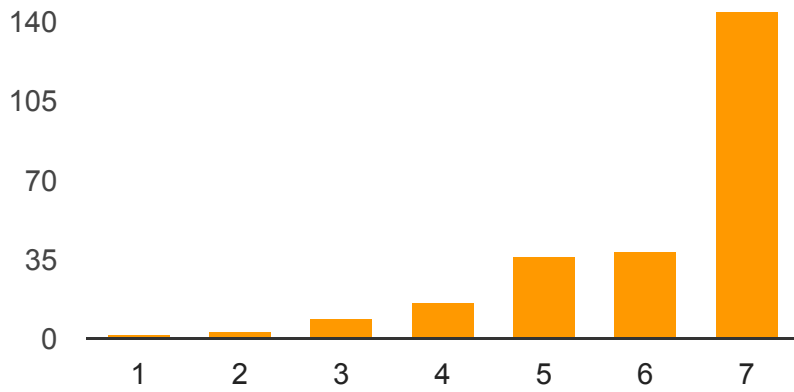


Not at All Interested: 1	<b>0</b>	0%
2	<b>5</b>	2%
3	<b>15</b>	6.1%
4	<b>26</b>	10.5%
5	<b>42</b>	17%
6	<b>56</b>	22.7%
Highly Interested: 7	<b>103</b>	41.7%

Not at All Interested: 1	<b>0</b>	0%
2	<b>5</b>	2%
3	<b>15</b>	6.1%
4	<b>26</b>	10.5%
5	<b>42</b>	17%
6	<b>56</b>	22.7%
Highly Interested: 7	<b>103</b>	41.7%

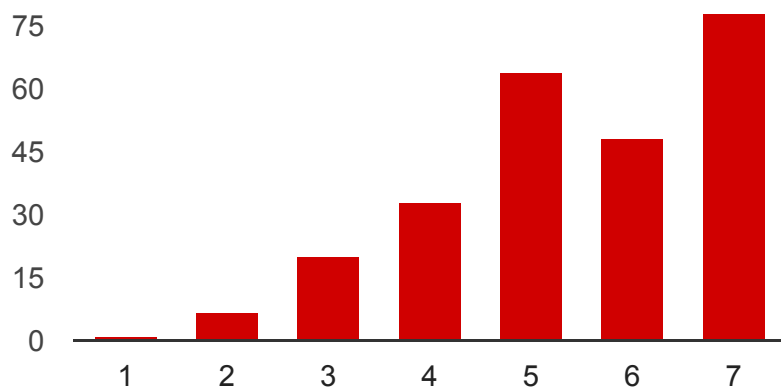
### Special events hosted by the schools





	3	<b>9</b>	3.6%
	4	<b>16</b>	6.4%
	5	<b>37</b>	14.7%
	6	<b>39</b>	15.5%
Highly Interested:	7	<b>145</b>	57.8%
Not at All Interested:	1	<b>2</b>	0.8%
	2	<b>3</b>	1.2%
	3	<b>9</b>	3.6%
	4	<b>16</b>	6.4%
	5	<b>37</b>	14.7%
	6	<b>39</b>	15.5%
Highly Interested:	7	<b>145</b>	57.8%

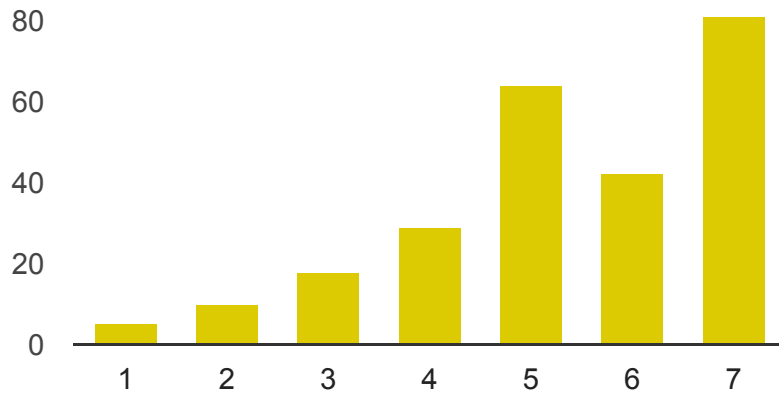
### Information from community organizations or local resources



Not at All Interested:	1	<b>1</b>	0.4%
	2	<b>7</b>	2.8%
	3	<b>20</b>	8%
	4	<b>33</b>	13.1%
	5	<b>64</b>	25.5%
	6	<b>48</b>	19.1%
Highly Interested:	7	<b>78</b>	31.1%

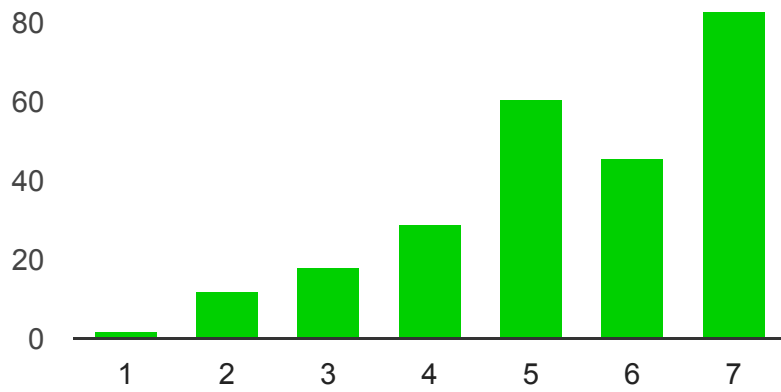
Not at All Interested: 1	<b>1</b>	0.4%
	<b>7</b>	2.8%
	<b>20</b>	8%
	<b>33</b>	13.1%
	<b>64</b>	25.5%
	<b>48</b>	19.1%
Highly Interested: 7	<b>78</b>	31.1%

### Information on district finances



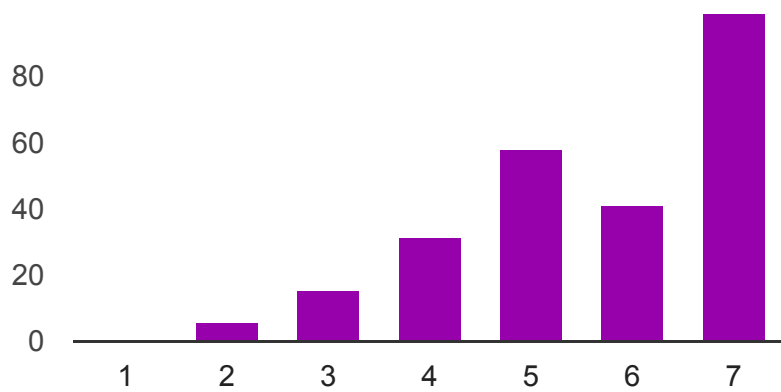
Not at All Interested: 1	<b>5</b>	2%
	<b>10</b>	4%
	<b>18</b>	7.2%
	<b>29</b>	11.6%
	<b>64</b>	25.7%
	<b>42</b>	16.9%
Highly Interested: 7	<b>81</b>	32.5%
Not at All Interested: 1	<b>5</b>	2%
	<b>10</b>	4%
	<b>18</b>	7.2%
	<b>29</b>	11.6%
	<b>64</b>	25.7%
	<b>42</b>	16.9%
Highly Interested: 7	<b>81</b>	32.5%

### News from the Superintendent



	3	<b>18</b>	7.2%
	4	<b>29</b>	11.6%
	5	<b>61</b>	24.3%
	6	<b>46</b>	18.3%
Highly Interested:	7	<b>83</b>	33.1%
Not at All Interested:	1	<b>2</b>	0.8%
	2	<b>12</b>	4.8%
	3	<b>18</b>	7.2%
	4	<b>29</b>	11.6%
	5	<b>61</b>	24.3%
	6	<b>46</b>	18.3%
Highly Interested:	7	<b>83</b>	33.1%

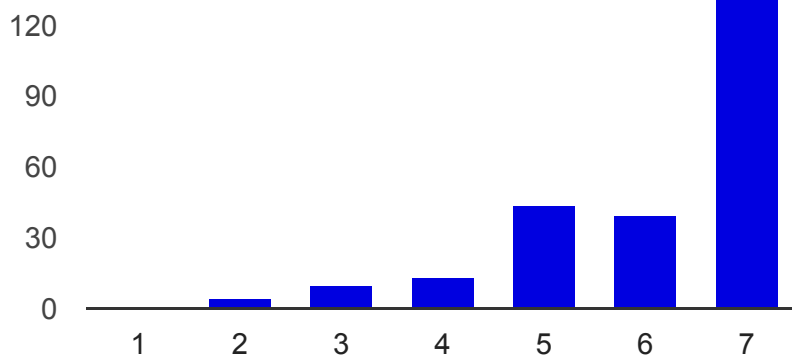
## News from the Board of Education



Not at All Interested:	1	<b>0</b>	0%
	2	<b>6</b>	2.4%
	3	<b>15</b>	6%
	4	<b>31</b>	12.4%
	5	<b>58</b>	23.2%
	6	<b>41</b>	16.4%

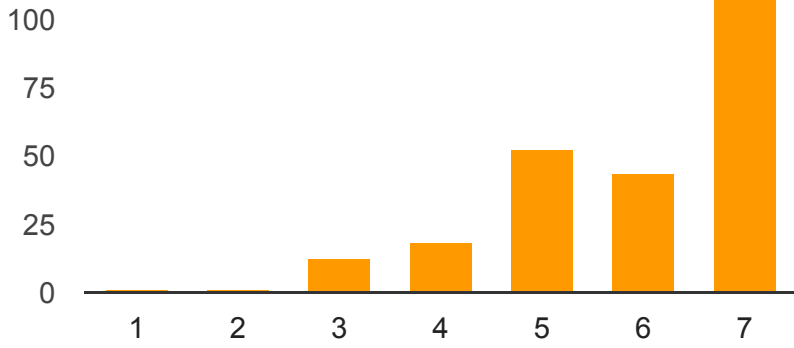
Highly Interested: 7	<b>99</b>	39.6%
Not at All Interested: 1	<b>0</b>	0%
2	<b>6</b>	2.4%
3	<b>15</b>	6%
4	<b>31</b>	12.4%
5	<b>58</b>	23.2%
6	<b>41</b>	16.4%
Highly Interested: 7	<b>99</b>	39.6%

**Student activities such as concerts, sports, music, theater productions**



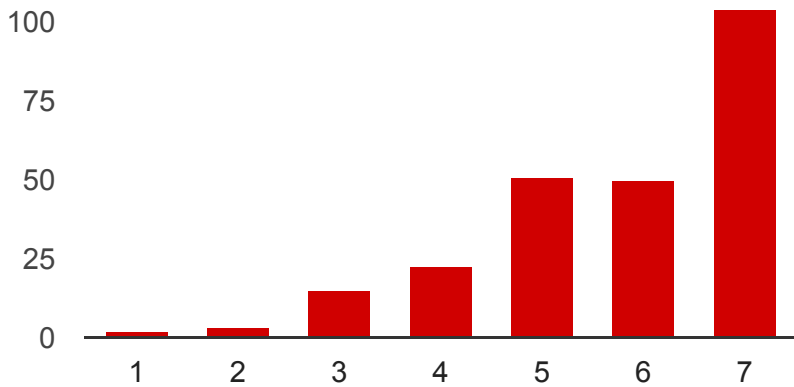
Not at All Interested: 1	<b>1</b>	0.4%
2	<b>4</b>	1.6%
3	<b>10</b>	4%
4	<b>13</b>	5.2%
5	<b>44</b>	17.5%
6	<b>40</b>	15.9%
Highly Interested: 7	<b>139</b>	55.4%
Not at All Interested: 1	<b>1</b>	0.4%
2	<b>4</b>	1.6%
3	<b>10</b>	4%
4	<b>13</b>	5.2%
5	<b>44</b>	17.5%
6	<b>40</b>	15.9%
Highly Interested: 7	<b>139</b>	55.4%

**Awards, achievements, recognition honoring the district or school**



	2	<b>1</b>	0.4%
	3	<b>13</b>	5.2%
	4	<b>19</b>	7.6%
	5	<b>53</b>	21.1%
	6	<b>44</b>	17.5%
Highly Interested:	7	<b>120</b>	47.8%
Not at All Interested:	1	<b>1</b>	0.4%
	2	<b>1</b>	0.4%
	3	<b>13</b>	5.2%
	4	<b>19</b>	7.6%
	5	<b>53</b>	21.1%
	6	<b>44</b>	17.5%
Highly Interested:	7	<b>120</b>	47.8%

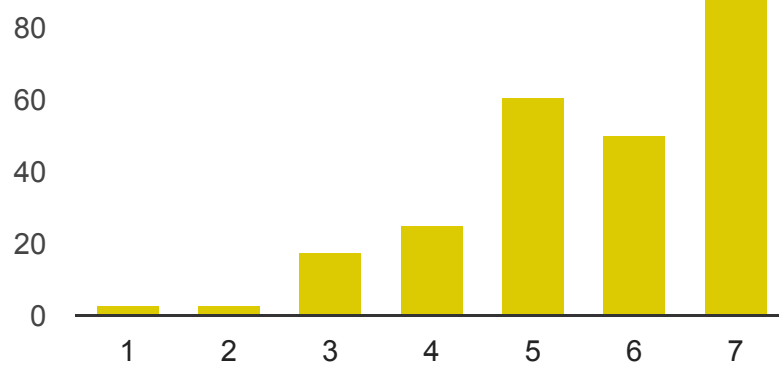
### Awards, achievements, recognition honoring the district teachers or staff



Not at All Interested:	1	<b>2</b>	0.8%
	2	<b>3</b>	1.2%
	3	<b>15</b>	6%
	4	<b>23</b>	9.3%
	5	<b>51</b>	20.6%
	6	<b>50</b>	20.2%

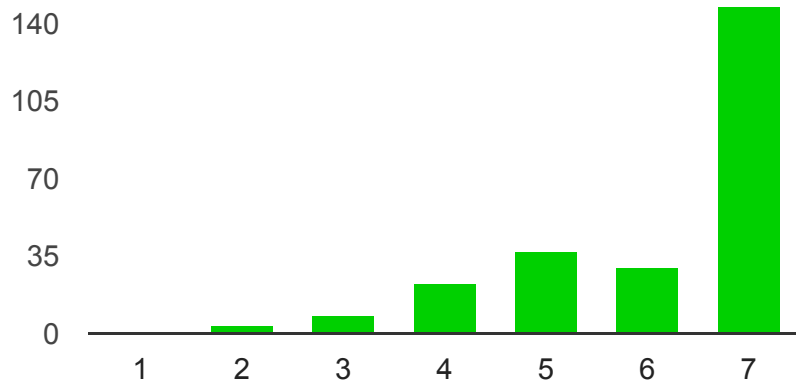
Highly Interested:	7	<b>104</b>	41.9%
Not at All Interested:	1	<b>2</b>	0.8%
	2	<b>3</b>	1.2%
	3	<b>15</b>	6%
	4	<b>23</b>	9.3%
	5	<b>51</b>	20.6%
	6	<b>50</b>	20.2%
Highly Interested:	7	<b>104</b>	41.9%

### Information about public education at the state and/or federal level



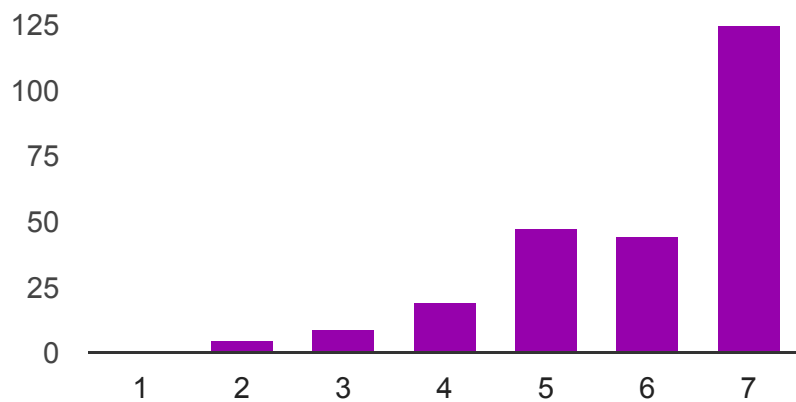
Not at All Interested:	1	<b>3</b>	1.2%
	2	<b>3</b>	1.2%
	3	<b>18</b>	7.2%
	4	<b>25</b>	10%
	5	<b>61</b>	24.3%
	6	<b>50</b>	19.9%
Highly Interested:	7	<b>91</b>	36.3%
Not at All Interested:	1	<b>3</b>	1.2%
	2	<b>3</b>	1.2%
	3	<b>18</b>	7.2%
	4	<b>25</b>	10%
	5	<b>61</b>	24.3%
	6	<b>50</b>	19.9%
Highly Interested:	7	<b>91</b>	36.3%

### Information about possible changes in curriculum and instruction



	2	4	1.6%
	3	9	3.6%
	4	23	9.2%
	5	37	14.7%
	6	30	12%
Highly Interested:	7	148	59%
Not at All Interested:	1	0	0%
	2	4	1.6%
	3	9	3.6%
	4	23	9.2%
	5	37	14.7%
	6	30	12%
Highly Interested:	7	148	59%

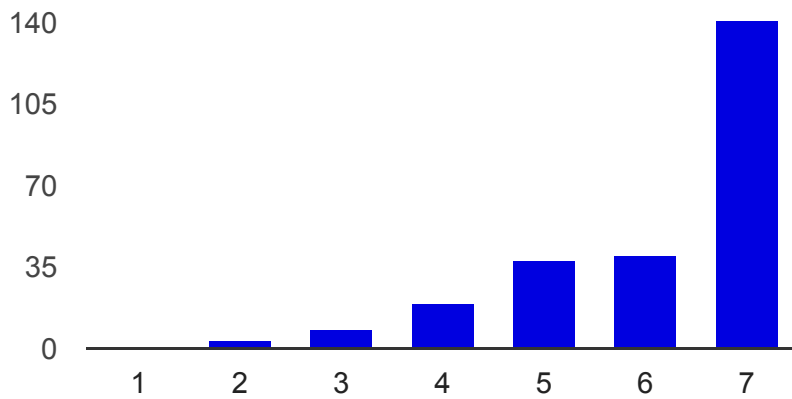
### Information about new initiatives being considered by the district



Not at All Interested:	1	0	0%
	2	5	2%
	3	9	3.6%
	4	19	7.6%
	5	48	19.1%
	6	45	17.9%

Highly Interested: 7	<b>125</b>	49.8%
Not at All Interested: 1	<b>0</b>	0%
2	<b>5</b>	2%
3	<b>9</b>	3.6%
4	<b>19</b>	7.6%
5	<b>48</b>	19.1%
6	<b>45</b>	17.9%
Highly Interested: 7	<b>125</b>	49.8%

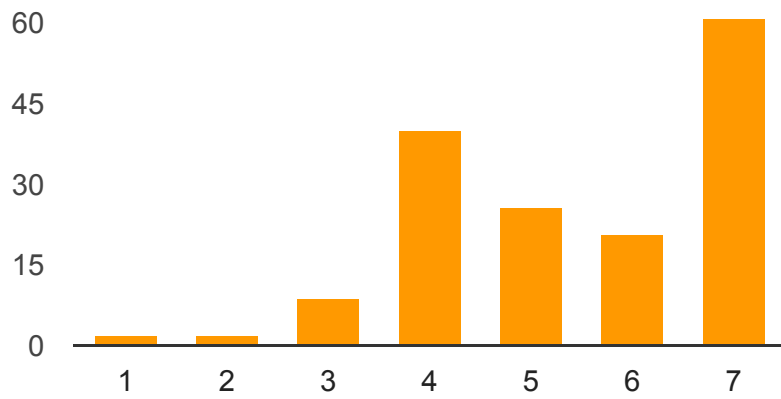
**Information about new initiatives being considered by the school**



Not at All Interested: 1	<b>0</b>	0%
2	<b>4</b>	1.6%
3	<b>8</b>	3.2%
4	<b>20</b>	8%
5	<b>38</b>	15.1%
6	<b>40</b>	15.9%
Highly Interested: 7	<b>141</b>	56.2%
Not at All Interested: 1	<b>0</b>	0%
2	<b>4</b>	1.6%
3	<b>8</b>	3.2%
4	<b>20</b>	8%
5	<b>38</b>	15.1%
6	<b>40</b>	15.9%
Highly Interested: 7	<b>141</b>	56.2%

**The following statements are suggestions people have made to improve the communication between District 100 and the community. Please rate each of the following on a seven-point scale. On this scale, a "7" is if you strongly favor the suggestion, and a "1" is if you strongly oppose the suggestion. Of course you can use any number between "7" and "1."**

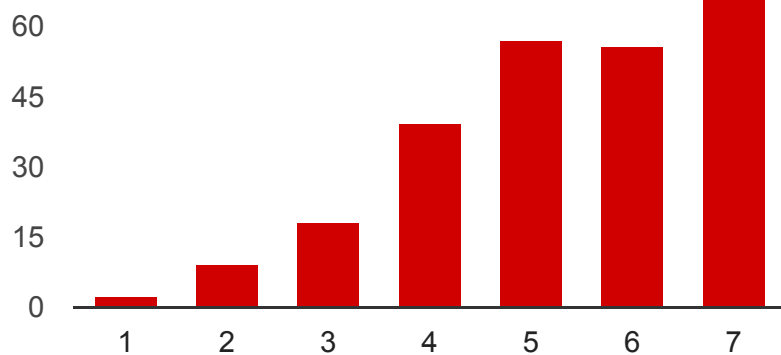




Strongly Oppose: 1    **2**    1.2%  
                           2    **2**    1.2%  
                           3    **9**    5.6%  
                           4    **40** 24.8%  
                           5    **26** 16.1%  
                           6    **21** 13%  
 Strongly Favor : 7    **61** 37.9%

Strongly Oppose: 1    **2**    1.2%  
                           2    **2**    1.2%  
                           3    **9**    5.6%  
                           4    **40** 24.8%  
                           5    **26** 16.1%  
                           6    **21** 13%  
 Strongly Favor : 7    **61** 37.9%

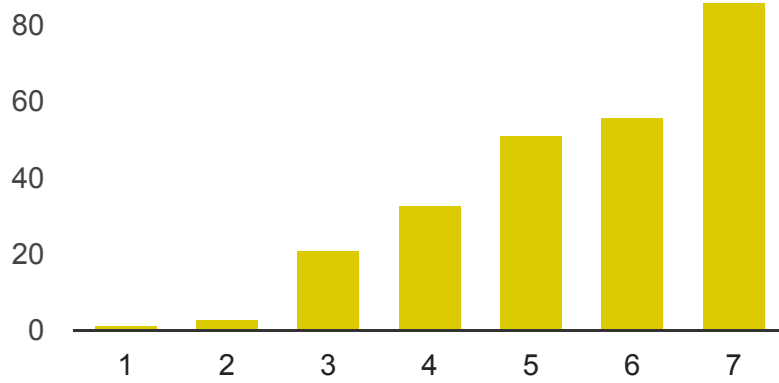
**Regularly engage community members in planning meetings**



Strongly Oppose: 1    **2**    0.8%  
                           2    **9**    3.6%  
                           3    **18** 7.2%

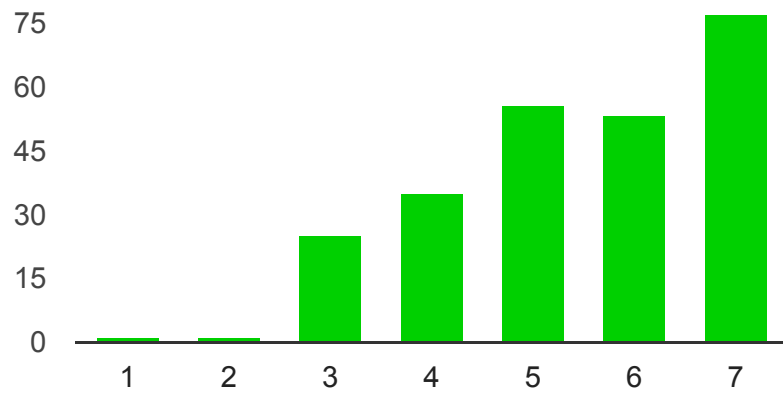
4	<b>39</b>	15.5%
5	<b>57</b>	22.7%
6	<b>56</b>	22.3%
Strongly Favor : 7	<b>70</b>	27.9%
Strongly Oppose: 1	<b>2</b>	0.8%
2	<b>9</b>	3.6%
3	<b>18</b>	7.2%
4	<b>39</b>	15.5%
5	<b>57</b>	22.7%
6	<b>56</b>	22.3%
Strongly Favor : 7	<b>70</b>	27.9%

**Offer opportunities for residents to participate in advisory committees on issues of importance**



Strongly Oppose: 1	<b>1</b>	0.4%
2	<b>3</b>	1.2%
3	<b>21</b>	8.4%
4	<b>33</b>	13.1%
5	<b>51</b>	20.3%
6	<b>56</b>	22.3%
Strongly Favor : 7	<b>86</b>	34.3%
Strongly Oppose: 1	<b>1</b>	0.4%
2	<b>3</b>	1.2%
3	<b>21</b>	8.4%
4	<b>33</b>	13.1%
5	<b>51</b>	20.3%
6	<b>56</b>	22.3%
Strongly Favor : 7	<b>86</b>	34.3%

## Place news stories about the District/Schools in local newspapers



Strongly Oppose: 1    **1**    0.4%

                          2    **1**    0.4%

                          3    **25** 10.1%

                          4    **35** 14.1%

                          5    **56** 22.6%

                          6    **53** 21.4%

Strongly Favor : 7    **77**    31%

Strongly Oppose: 1    **1**    0.4%

                          2    **1**    0.4%

                          3    **25** 10.1%

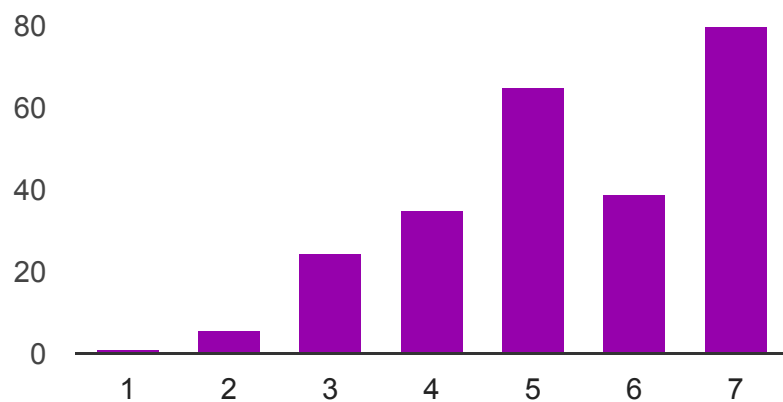
                          4    **35** 14.1%

                          5    **56** 22.6%

                          6    **53** 21.4%

Strongly Favor : 7    **77**    31%

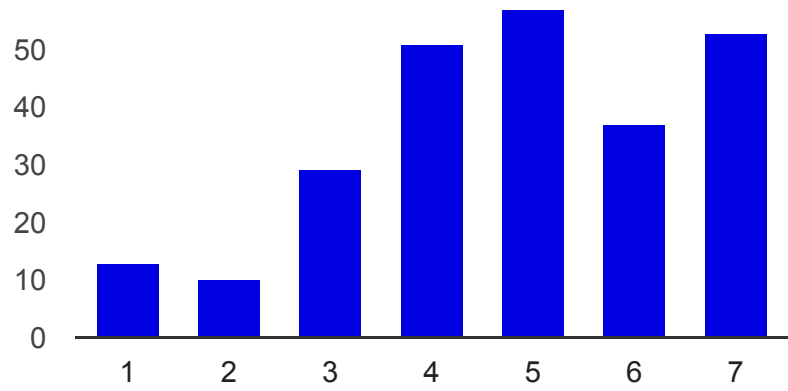
## Having teachers and administrators more active in community events and activities



Strongly Oppose: 1    **1**    0.4%

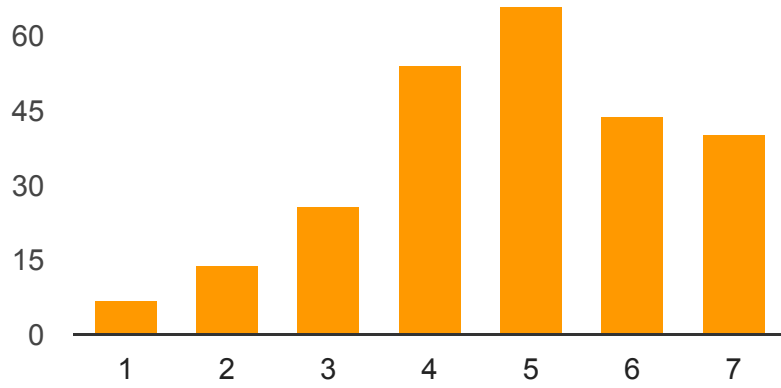
	2	<b>6</b>	2.4%
	3	<b>25</b>	10%
	4	<b>35</b>	13.9%
	5	<b>65</b>	25.9%
	6	<b>39</b>	15.5%
Strongly Favor :	7	<b>80</b>	31.9%
Strongly Oppose:	1	<b>1</b>	0.4%
	2	<b>6</b>	2.4%
	3	<b>25</b>	10%
	4	<b>35</b>	13.9%
	5	<b>65</b>	25.9%
	6	<b>39</b>	15.5%
Strongly Favor :	7	<b>80</b>	31.9%

### Allow local community groups and organizations to rent District facilities



Strongly Oppose:	1	<b>13</b>	5.2%
	2	<b>10</b>	4%
	3	<b>29</b>	11.6%
	4	<b>51</b>	20.4%
	5	<b>57</b>	22.8%
	6	<b>37</b>	14.8%
Strongly Favor :	7	<b>53</b>	21.2%
Strongly Oppose:	1	<b>13</b>	5.2%
	2	<b>10</b>	4%
	3	<b>29</b>	11.6%
	4	<b>51</b>	20.4%
	5	<b>57</b>	22.8%
	6	<b>37</b>	14.8%
Strongly Favor :	7	<b>53</b>	21.2%

## Emails with one or two shorter stories



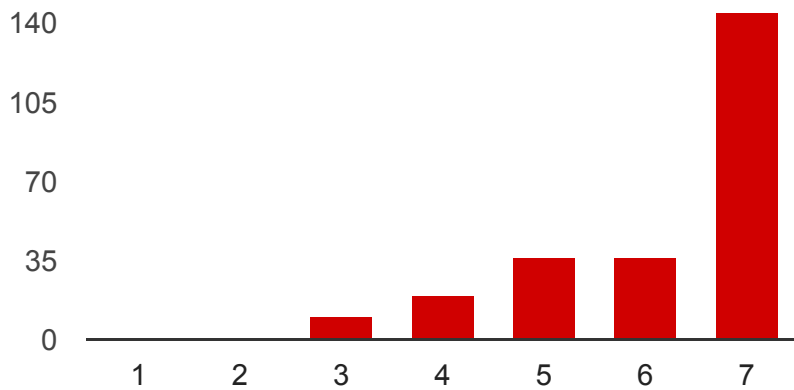
Strongly Oppose: 1    **7**    2.8%  
                           2    **14**    5.6%  
                           3    **26**    10.4%  
                           4    **54**    21.5%  
                           5    **66**    26.3%  
                           6    **44**    17.5%

Strongly Favor : 7    **40**    15.9%

Strongly Oppose: 1    **7**    2.8%  
                           2    **14**    5.6%  
                           3    **26**    10.4%  
                           4    **54**    21.5%  
                           5    **66**    26.3%  
                           6    **44**    17.5%

Strongly Favor : 7    **40**    15.9%

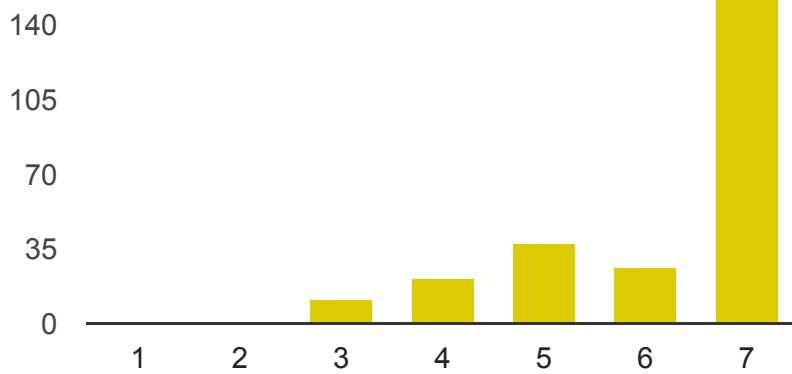
## Making sure the District website is updated frequently



Strongly Oppose: 1    **1**    0.4%

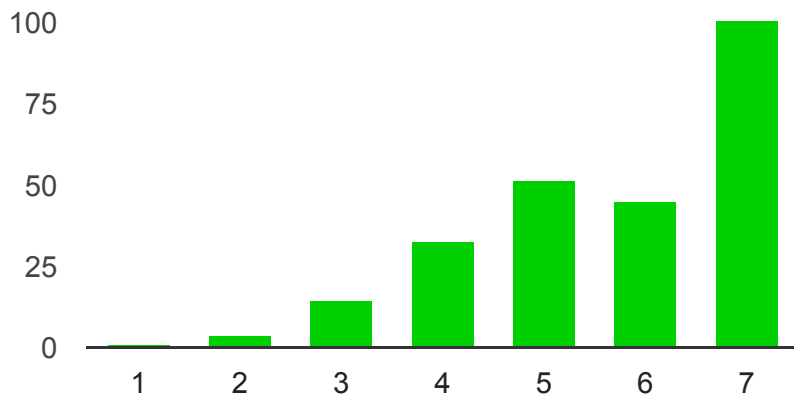
	2	<b>1</b>	0.4%
	3	<b>11</b>	4.4%
	4	<b>20</b>	8%
	5	<b>36</b>	14.3%
	6	<b>37</b>	14.7%
Strongly Favor :	7	<b>145</b>	57.8%
Strongly Oppose:	1	<b>1</b>	0.4%
	2	<b>1</b>	0.4%
	3	<b>11</b>	4.4%
	4	<b>20</b>	8%
	5	<b>36</b>	14.3%
	6	<b>37</b>	14.7%
Strongly Favor :	7	<b>145</b>	57.8%

### Having good websites for each of the individual elementary/middle schools



Strongly Oppose:	1	<b>1</b>	0.4%
	2	<b>1</b>	0.4%
	3	<b>11</b>	4.4%
	4	<b>21</b>	8.4%
	5	<b>37</b>	14.7%
	6	<b>26</b>	10.4%
Strongly Favor :	7	<b>154</b>	61.4%
Strongly Oppose:	1	<b>1</b>	0.4%
	2	<b>1</b>	0.4%
	3	<b>11</b>	4.4%
	4	<b>21</b>	8.4%
	5	<b>37</b>	14.7%
	6	<b>26</b>	10.4%
Strongly Favor :	7	<b>154</b>	61.4%

## Create and distribute a district electronic newsletter



Strongly Oppose: 1     **1**     0.4%

2     **4**     1.6%

3     **15**     6%

4     **33**     13.1%

5     **52**     20.7%

6     **45**     17.9%

Strongly Favor : 7     **101**     40.2%

Strongly Oppose: 1     **1**     0.4%

2     **4**     1.6%

3     **15**     6%

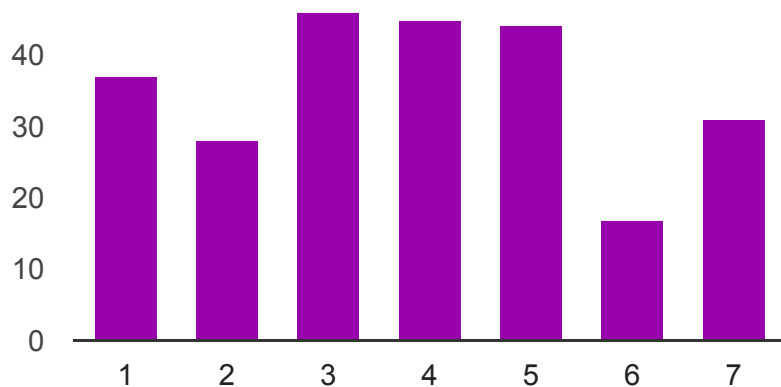
4     **33**     13.1%

5     **52**     20.7%

6     **45**     17.9%

Strongly Favor : 7     **101**     40.2%

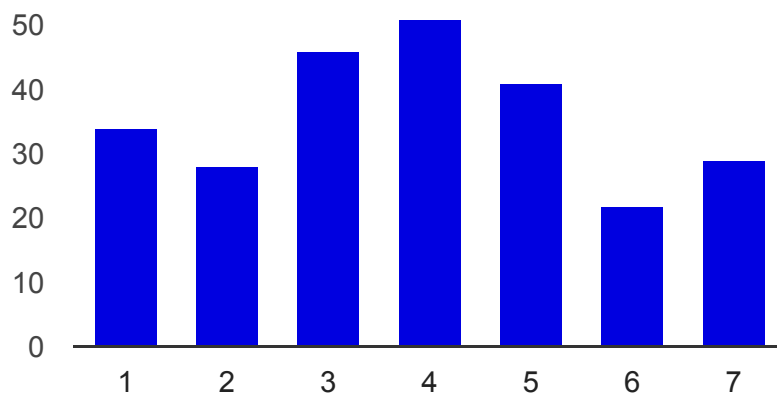
## Limit the amounts of emails received from schools



Strongly Oppose: 1     **37**     14.9%

	2	<b>28</b>	11.3%
	3	<b>46</b>	18.5%
	4	<b>45</b>	18.1%
	5	<b>44</b>	17.7%
	6	<b>17</b>	6.9%
Strongly Favor :	7	<b>31</b>	12.5%
Strongly Oppose:	1	<b>37</b>	14.9%
	2	<b>28</b>	11.3%
	3	<b>46</b>	18.5%
	4	<b>45</b>	18.1%
	5	<b>44</b>	17.7%
	6	<b>17</b>	6.9%
Strongly Favor :	7	<b>31</b>	12.5%

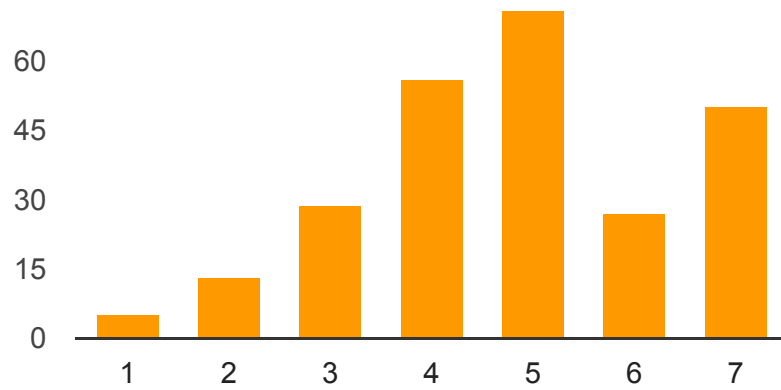
### Limit the amount of emails received from the district



Strongly Oppose:	1	<b>34</b>	13.5%
	2	<b>28</b>	11.2%
	3	<b>46</b>	18.3%
	4	<b>51</b>	20.3%
	5	<b>41</b>	16.3%
	6	<b>22</b>	8.8%
Strongly Favor :	7	<b>29</b>	11.6%
Strongly Oppose:	1	<b>34</b>	13.5%
	2	<b>28</b>	11.2%
	3	<b>46</b>	18.3%
	4	<b>51</b>	20.3%
	5	<b>41</b>	16.3%
	6	<b>22</b>	8.8%
Strongly Favor :	7	<b>29</b>	11.6%



## Provide information from local organizations



Strongly Oppose: 1    **5**    2%

                          2    **13**    5.2%

                          3    **29**    11.6%

                          4    **56**    22.3%

                          5    **71**    28.3%

                          6    **27**    10.8%

Strongly Favor : 7    **50**    19.9%

Strongly Oppose: 1    **5**    2%

                          2    **13**    5.2%

                          3    **29**    11.6%

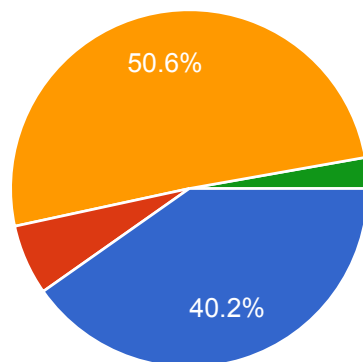
                          4    **56**    22.3%

                          5    **71**    28.3%

                          6    **27**    10.8%

Strongly Favor : 7    **50**    19.9%

## Do you have regular access to a computer at home or at work?



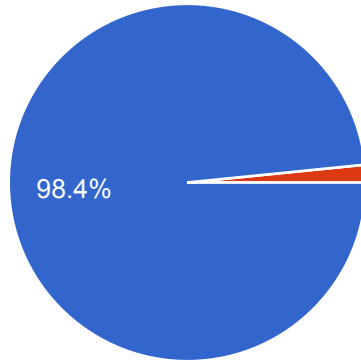
Yes, at home    **101**    40.2%

Yes, at work    **16**    6.4%

Yes, at home and work    **127**    50.6%

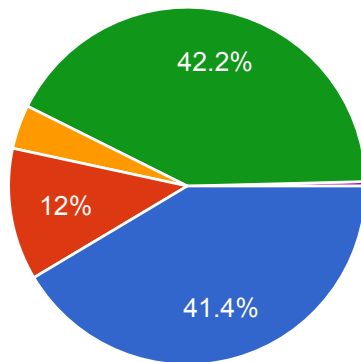
No	<b>7</b>	2.8%
Yes, at home	<b>101</b>	40.2%
Yes, at work	<b>16</b>	6.4%
Yes, at home and work	<b>127</b>	50.6%
No	<b>7</b>	2.8%

**Are you able to regularly access the Internet either with a computer, laptop, tablet/iPad, or smartphone?**



Yes	<b>247</b>	98.4%
No	<b>4</b>	1.6%
Yes	<b>247</b>	98.4%
No	<b>4</b>	1.6%

**When you go on the Internet, which do you usually use?**

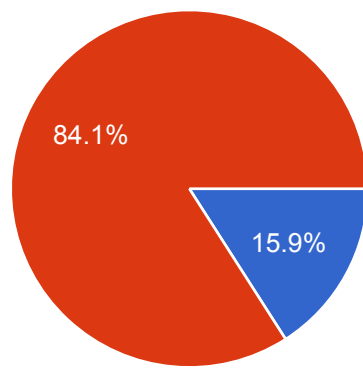


Laptop or desktop computer	<b>104</b>	41.4%
Tablet/iPad or other electronic reader	<b>30</b>	12%
Child's District 100 issued 1:1 Wireless Device (iPad/MacBook Air)	<b>10</b>	4%
Smartphone	<b>106</b>	42.2%
None	<b>1</b>	0.4%
Laptop or desktop computer	<b>104</b>	41.4%
Tablet/iPad or other electronic reader	<b>30</b>	12%
Child's District 100 issued 1:1 Wireless Device (iPad/MacBook Air)	<b>10</b>	4%
Smartphone	<b>106</b>	42.2%
None	<b>1</b>	0.4%

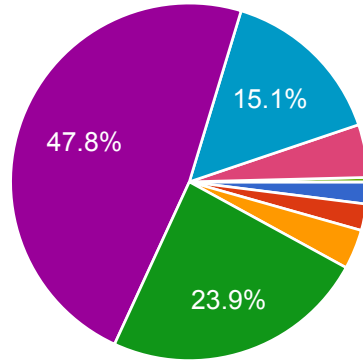
**I am an alumni of District 100**

Yes	<b>40</b>	15.9%
-----	-----------	-------

No	<b>211</b>	84.1%
Yes	<b>40</b>	15.9%
No	<b>211</b>	84.1%

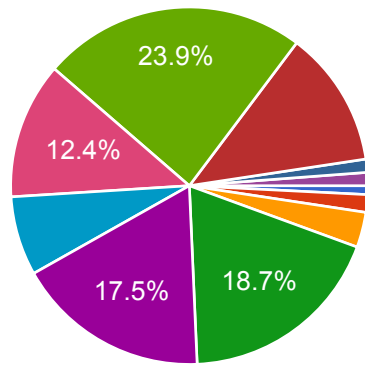


**What is your age?**



Under 12 years old	<b>5</b>	2%
12-17 years old	<b>6</b>	2.4%
18-24 years old	<b>9</b>	3.6%
25-34 years old	<b>60</b>	23.9%
35-44 years old	<b>120</b>	47.8%
45-54 years old	<b>38</b>	15.1%
55-64 years old	<b>12</b>	4.8%
65-74 years old	<b>1</b>	0.4%
75 years or older	<b>0</b>	0%
Under 12 years old	<b>5</b>	2%
12-17 years old	<b>6</b>	2.4%
18-24 years old	<b>9</b>	3.6%
25-34 years old	<b>60</b>	23.9%
35-44 years old	<b>120</b>	47.8%
45-54 years old	<b>38</b>	15.1%
55-64 years old	<b>12</b>	4.8%
65-74 years old	<b>1</b>	0.4%
75 years or older	<b>0</b>	0%

**Education: What is the highest degree or level of school you have completed? If currently enrolled, highest degree received.**



No schooling completed	2	0.8%
Nursery school to 8th grade	4	1.6%
Some high school, no diploma	8	3.2%
High school graduate, diploma or the equivalent (for example: GED)	47	18.7%
Some college credit, no degree	44	17.5%
Trade/technical/vocational training	18	7.2%
Associate degree	31	12.4%
Bachelor's degree	60	23.9%
Master's degree	31	12.4%
Professional degree	3	1.2%
Doctorate degree	3	1.2%
No schooling completed	2	0.8%
Nursery school to 8th grade	4	1.6%
Some high school, no diploma	8	3.2%
High school graduate, diploma or the equivalent (for example: GED)	47	18.7%
Some college credit, no degree	44	17.5%
Trade/technical/vocational training	18	7.2%
Associate degree	31	12.4%
Bachelor's degree	60	23.9%
Master's degree	31	12.4%
Professional degree	3	1.2%
Doctorate degree	3	1.2%

**Is there other information that was not covered by this survey that you would like to see communicated?**

n/a

I usually access the Internet on a computer or a smartphone. You limited me to one answer.

It is hard to get extensions for teachers on the FMS site. There is no directory of teacher names and emails/phone available on the site. There is also no easy place on the FMS site that says, plainly and out in the open what time the bells ring. When do doors open, when school starts, when school ends....etc.. I looked though the handbook, and it wasn't there either. FYI.

BOE Agendas and minutes sent to parents

none

Need better communication for first time Kindergarten parents. Many areas were never addressed and many documents have been asked for over and over. Seems that the school is unorganized.

real news, not just "happy face" stories

The school board lacks transparency regarding budget I& bind issues.

More communication from the teachers.

parent resources like schoology, powerschool, etc. there's no information about them beyond their existence

Make a contact us section.

Children should learn more cursive penmanship.

I would like no information to be on BCK. That is not where I want to get my information.

D100 registration was a disaster. Please do not have all schools in one place on one day again. Definitely not efficient or helpful.

I would like the option of english only phone calls

too much gossip- where does one go for facts?

Post school lunch menus on time!

send by email/phone/letter pertaining the sign up for fall school

A monthly newsletter for each individual school about happenings for the month.

clear concise information about upcoming events at schools, not a few days notice

Honesty about how the budget is spent

Nope

no

students achievements on website

Why are special needs kids in regular class rooms? My daughter was physically attacked in the class room!! Kicked 4 times by a girl in same class that teachers states this kid has problems!!! Looking to get my kid out of the school and contact a lawyer!!

sports and activites offered by the surrounding park districts

Clear registration information

concerns about referendum raising residents taxes

I hope you will conduct this survey live and not just online. My main complaint is with the school board - I think they could be more forthcoming about their plans and decisions.

n/a

I usually access the Internet on a computer or a smartphone. You limited me to one answer.

It is hard to get extensions for teachers on the FMS site. There is no directory of teacher names and emails/phone available on the site. There is also no easy place on the FMS site that says, plainly and out in the open what time the bells ring. When do doors open, when school starts, when school ends....etc.. I looked though the handbook, and it wasn't there either. FYI.

BOE Agendas and minutes sent to parents

none

Need better communication for first time Kindergarten parents. Many areas were never addressed and many documents have been asked for over and over. Seems that the school is unorganized.

real news, not just "happy face" stories

The school board lacks transparency regarding budget I& bind issues.

More communication from the teachers.

parent resources like schoology, powerschool, etc. there's no information about them beyond their existence

Make a contact us section.

Children should learn more cursive penmanship.

I would like no information to be on BCK. That is not where I want to get my information.

D100 registration was a disaster. Please do not have all schools in one place on one day again. Definitely not efficient or helpful.

I would like the option of english only phone calls

too much gossip- where does one go for facts?

Post school lunch menus on time!

send by email/phone/letter pertaining the sign up for fall school

A monthly newsletter for each individual school about happenings for the month.

clear concise information about upcoming events at schools, not a few days notice

Honesty about how the budget is spent

Nope

no

students achievements on website

Why are special needs kids in regular class rooms? My daughter was physically attacked in the class room!! Kicked 4 times by a girl in same class that teachers states this kid has problems!!! Looking to get my kid out of the school and contact a lawyer!!

sports and activites offered by the surrounding park districts

Clear registration information

concerns about referendum raising residents taxes

I hope you will conduct this survey live and not just online. My main complaint is with the school board - I think they could be more forthcoming about their plans and decisions.

**What is your current relationship to District 100?**

**Overall, how well does District 100 communicate with the community?**

**When it comes to getting information from District 100, do you think that the District puts out information:**

**A helpful and informative District Website [For each of the following, rate the performance as either excellent, good, not so good or poor:]**

**A helpful and informative website for each of the district's schools [For each of the following, rate the performance as either excellent, good, not so good or poor:]**

**Involving the community on important issues facing the district [For each of the following, rate the performance as either excellent, good, not so good or poor:]**

**Operating in an open and transparent manner [For each of the following, rate the performance as either excellent, good, not so good or poor:]**

**Keeping community members informed about state and national issues that affect District 100 [For each of the following, rate the performance as either excellent, good, not so good or poor:]**

**Utilizing social media communications like Facebook and Twitter [For each of the following, rate the performance as either excellent, good, not so good or poor:]**

**There are a number of ways you might receive information from District 100 or schools. What are your top three sources for getting information? (select three)**

**How would you PREFER to get your information? (select three)**

**The amount of email that I receive from the school(s) is....**

**The amount of email that I receive from the district is**

**The amount of information I receive is timely**

**Overall how satisfied are you with communications from the district?**

**Overall how satisfied are you with communications from your home school?**

**District 100 has a website that presents a variety of information about the District. How frequently do you visit the District's website?**

**As you use the District's website, how would you rate the overall quality? Would**

**you say it is:**

**Thinking about finding information you need on this website, would say it is:**

**When thinking about District 100, indicate whether you would like to receive information about any of the following topics. Please indicate the importance of each of the following on a seven-point scale. On this scale, a "7" is if you are highly interested, and a "1" is not at all interested. Of course you can use any number between "7" and "1."**

**Test scores and student achievement**

**News about my local elementary/middle school**

**Summer School and other summer programs**

**Special events hosted by the District**

**Special events hosted by the schools**

**Information from community organizations or local resources**

**Information on district finances**

**News from the Superintendent**

**News from the Board of Education**

**Student activities such as concerts, sports, music, theater productions**

**Awards, achievements, recognition honoring the district or school**

**Awards, achievements, recognition honoring the district teachers or staff**

**Information about public education at the state and/or federal level**

**Information about possible changes in curriculum and instruction**

**Information about new initiatives being considered by the district**



**Information about new initiatives being considered by the school**

**The following statements are suggestions people have made to improve the communication between District 100 and the community. Please rate each of the following on a seven-point scale. On this scale, a "7" is if you strongly favor the suggestion, and a "1" is if you strongly oppose the suggestion. Of course you can use any number between "7" and "1."**

**Regularly engage community members in planning meetings**

**Offer opportunities for residents to participate in advisory committees on issues of importance**

**Place news stories about the District/Schools in local newspapers**

**Having teachers and administrators more active in community events and activities**

**Allow local community groups and organizations to rent District facilities**

**Emails with one or two shorter stories**

**Making sure the District website is updated frequently**

**Having good websites for each of the individual elementary/middle schools**

**Create and distribute a district electronic newsletter**

**Limit the amounts of emails received from schools**

**Limit the amount of emails received from the district**

**Provide information from local organizations**

**Do you have regular access to a computer at home or at work?**

**Are you able to regularly access the Internet either with a computer, laptop, tablet/iPad, or smartphone?**

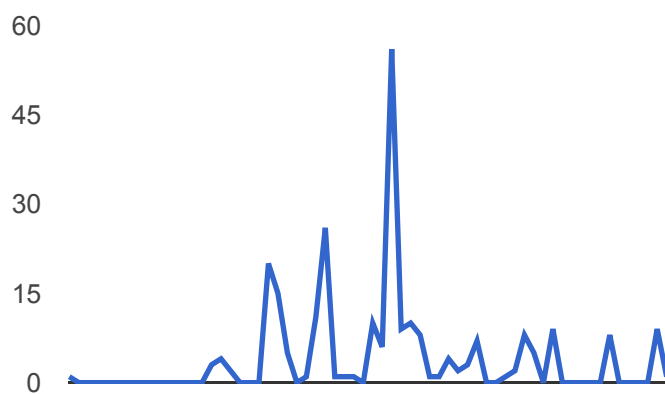
**When you go on the Internet, which do you usually use?**

What is your age?

Education: What is the highest degree or level of school you have completed? If currently enrolled, highest degree received.

Is there other information that was not covered by this survey that you would like to see communicated?

## Number of daily responses



## Number of daily responses

[View all responses](#)

[Publish analytics](#)

---

## Summary