



CenterPointEnergy.com

CUSTOMER
CUMBERLAND ACADEMY

SERVICE ADDRESS
1040 Shiloh Rd, Tyler, TX 75703-1501

ACCOUNT NUMBER
9985726-0

DATE MAILED
Dec 19, 2017

DATE DUE Jan 03, 2018
AMOUNT DUE \$ 188.97

Gas leak or emergency

Leave immediately, then call
888-876-5786, 24 hours a day

Customer service

800-259-5544 toll-free
Monday - Friday, 7 am - 7 pm


Call before you dig

Call 811
24 hours a day

Comments

PO Box 2628
Houston, TX 77252-2628

Your usage in a glance



Previous usage	Usage this month	Average daily temperature	
1 year ago	Last month	This month	
Total CCF used	549	32	287
Average daily gas use (CCF)	18.3	1.0	9.9
Average daily temperature	54	64	71
Days in billing period	30	32	29

To better understand your home energy usage and learn energy savings tips, visit CenterPointEnergy.com/myenergyanalyzer

To report gas leaks, carbon monoxide and other gas emergencies, please call 1-888-876-5786. We appreciate your understanding that billing inquiries cannot be answered on this line.

Pay your next bill without lifting a finger. To enroll in AutoPay, just sign and date the back of your bill stub and return to us with a check for your payment amount. It's that easy!

ACCOUNT SUMMARY

Previous gas amount due	\$ 59.46
Payment Dec 6, 2017	Thank you! - 59.46
Current gas charges (Details on page 2)	+ 188.97
Total amount due	\$ 188.97

Your account is ready to view now. Register for free online account access. View balance, usage history, make an online payment, view recommendations for saving energy and money with My Energy Analyzer, and much more. Register at CenterPointEnergy.com/myaccount.

426-51-628104-101

How to pay your bill

Online

Visit CenterPointEnergy.com/paybill Pay immediately, schedule a payment or set up automatic monthly payments.



Phone

Call 800-259-5544 and make a payment using your checking or savings account, or by debit or credit card.



In person

To find a payment location, visit: CenterPointEnergy.com/paybill or call 800-259-5544.



Mail

Return the payment stub below, with your check or money order, using the return envelope.



Please keep this portion for your records

Please return this portion with your payment. Please do not include letters or notes.



ACCOUNT NUMBER 9985726-0

Enroll in AutoPay today. See form on the back of this stub.

DATE DUE Jan 03, 2018
AMOUNT DUE \$ 188.97

Write account number on check and make payable to CenterPoint Energy

\$ _____
Please enter amount of your payment

00042808 01 AV 0 37 1

CUMBERLAND ACADEMY
7200 PALUXY DR
TYLER, TX 75703-5940



CENTERPOINT ENERGY
PO BOX 4981
HOUSTON TX 77210-4981

0180115195067

008200000998572607000000188970000001889700

CUSTOMER
CUMBERLAND ACADEMY

ACCOUNT NUMBER
9985726-0

DATE DUE

Jan 03, 2018

SERVICE ADDRESS
1040 Shiloh Rd, Tyler, TX 75703-1501

DATE MAILED
Dec 19, 2017

AMOUNT DUE

\$ 188.97

DEFINITIONS

CCF 1 CCF = 100 cubic feet of gas. This is how we measure your monthly usage.

Customer charge and base amount. Covers fixed costs for reading meters, issuing bills, maintaining facilities and gas lines, postage, etc. These costs occur even if you do not use gas during a billing period.

Gas Cost Adjustment (GCA) is the cost CenterPoint Energy pays for the gas it delivers to its customers.

Reimbursement of local franchise fee is a fee paid to the city for the company's use of right-of-way in streets and alleys.

Reimbursement of state gross receipts tax is a tax imposed by the State of Texas on each utility company located in an incorporated city having a population of more than 1,000.

For a more detailed description of each of the terms used on your bill, please visit CenterPointEnergy.com/definitions or call Customer Support at 800-259-5544.

Current gas charges

Rate: GSS-2091-GRIP 2017

Meter Number **Day Billing Period**
3851300389265 29

Billing Period	Current Reading	- Previous Reading	= Total	x	Combined pressure factor	Adjusted Usage	
11/14/17 - 12/13/17	13041	12828	213		1.34580	287 CCF	
Customer charge *						\$ 34.63	
Base amount						287 CCF x \$ 0.06440	18.48
Gas cost adjustment						287 CCF x \$ 0.39536	113.47
Reimbursement of local franchise fee							4.50
Reimbursement of State GRT							3.49
City sales tax						1.50%	2.62
County sales tax						0.50%	0.87
State sales tax						6.25%	10.91
Total current charges							\$ 188.97

The customer charge includes the current GRIP surcharge of \$2.47.

Your account, managed your way

Sign up at CenterPointEnergy.com/myaccount

- **24/7 online account access.** View and/or pay your bill, view usage history, sign up for account services and much more.
- **Go paperless.** Receive an email when your bill is ready to view and pay. Get convenience, get rid of clutter.

- **Pay automatically.** Set up AutoPay by signing and returning the form below with your check payment. It's that easy!
- **Even out the highs and lows of your monthly bills.** Enroll in Average Monthly Billing and spread your natural gas costs throughout the year.
- **Get bill reminders.** Choose text or email, up to five days before your bill is due.

- **Other services.** Report a payment made at a payment location, set up a payment extension and much more. View options from your online account or visit CenterPointEnergy.com/selfservice if you'd prefer not to register.
- **Moving?** Please call us at 800-259-5544 at least two weeks before you move, or complete the forms at CenterPointEnergy.com/selfservice

Mail payments to CenterPoint Energy, PO Box 4981, Houston, TX 77210-4981

Enroll in AutoPay and your monthly payment will be automatically deducted from your bank account.

To enroll, sign and date this form and return with your check payment. Money orders do not qualify for enrollment. Your next bill will be automatically deducted from the account listed on your check. For more information and to enroll electronically, go to CenterPointEnergy.com/autopay.

I authorize CenterPoint Energy to automatically deduct from the checking account shown on my enclosed check all future payments for my CenterPoint Energy bills. I will notify CenterPoint Energy if I decide to cancel my use of AutoPay. CenterPoint Energy also has the right to discontinue my AutoPay enrollment. Once I enroll, I understand that any past due balances will be drafted from my account three days after my application is processed.

Account holder's signature

Date



*Give the gift of warmth
this holiday*

Lend a helping hand to families who are unable to pay their heating bills. Make a tax-deductible contribution today.

CenterPointEnergy.com/CareFund


150368_CNP



Manage your account your way with
CenterPointEnergy.com/MyAccount

- ✓ **View bill**
 - You can also print and save
- ✓ **Pay your bill**
- ✓ **Turn off paper bills**
- ✓ **Set up payment preferences**
 - Schedule a payment
 - Set up recurring payments
- ✓ **Set up bill preferences**
 - Set up balanced monthly payments
 - Set up payment reminders
- ✓ **Request credit reference letter**
- ✓ **Use free energy tools**
 - View your usage history
 - Get custom report with My Energy Analyzer
 - Track a service appointment
- ✓ **Start-Stop-Transfer service**
- ✓ **Report a payment made**
- ✓ **Having trouble paying?**
 - Extend payment due date
 - Set up a payment plan
 - Reconnect service if disconnected for nonpayment

150207_CNP




**Natural gas is made in America
and it's making America stronger.**

Watch this one-minute video to learn about today's natural gas — America's safe, clean, reliable and affordable fuel.

CenterPointEnergy.com/MeetNaturalGas

175154_CNP

December, 2017

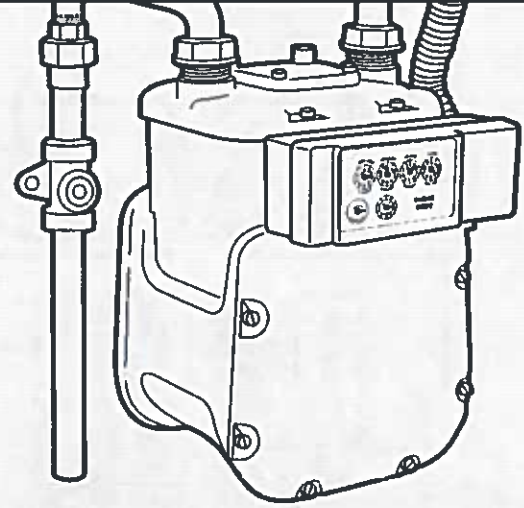


Get Ready for Winter

- Lower your thermostat to 68 F when you're home and 65 F when you're not or at night
- Install a programmable thermostat
- Check your heater/furnace filter monthly and change when dirty
- Tune up your heater/furnace to ensure safe, efficient operation
- Seal and caulk windows and doors
- Enroll in Average Monthly Billing to avoid high winter bill peaks

CenterPointEnergy.com/ReadyForWinter

150205_CNP



Keep your meter functioning properly during cold weather

- Keep the path and area around meter free of leaves, debris.
- Use a broom rather than gasoline- or electric-powered equipment to clear debris around and on top of the meter set assembly.
- Do not attempt to remove ice buildup from the meter.

If the meter is encased in ice or is located in an area where there is ice buildup, report it to Customer Service using the phone number on the front of your bill.

CenterPointEnergy.com/MeterSafety

150764_TX_LA_MS

A safety message from CenterPoint Energy

If you smell natural gas, leave immediately. Call our Gas Leak Hotline at 800-296-9815. Do not use or store flammable products such as gasoline in the same room or area near the water heater or any other gas appliance.

Si percibes un olor a gas natural, sal inmediatamente. Llame a nuestra línea telefónica para fugas de gas a uno de los números de teléfono que aparecen arriba. No use ni almacene productos inflamables tales como gasolina en la misma habitación o en áreas cercanas a un calentador de agua u otro tipo de aparato a gas.

How to read your meter



The following is an example of how to read a typical meter index

Look at the four dials with their curved arrows. Read from right to left as follows.

1. Read the "thousand foot" dial as 7, the last number that the pointer passed. Note that the curved arrow on the dial shows a clockwise movement of the pointer.
2. Read the next dial, the "10 thousand" dial. The curved arrow on the dial above shows a

counterclockwise direction. The pointer is near the 9, but to be sure whether to read it as that number or the lower number 8, the previously mentioned "same or lower number rule" must be applied. Since the pointer in the "thousand foot" dial to the right is nearer the 8 and the pointer has not reached the 0, the "10 thousand" dial should be read as 8.

3. Read the "100 thousand" dial, it seems to point to 2. Double check by using the rule above. Since the pointer of the "10 thousand" dial is between 8 and 9, take the lower reading number, 1, for the "100 thousand" dial.

4. Read the left most dial, the "million foot" dial. The pointer is near the 6. Using the "same or lower number rule", we find the pointer on the dial to the right is between 1 and 2, so we read the "million foot" dial exactly as the number it is on or near, 6.

The entire meter reading is 6187.