

TEXAS EDUCATION AGENCY
2014 Accountability Summary
 WHITEHOUSE H S (212906001) - WHITEHOUSE ISD

Accountability Rating

Met Standard

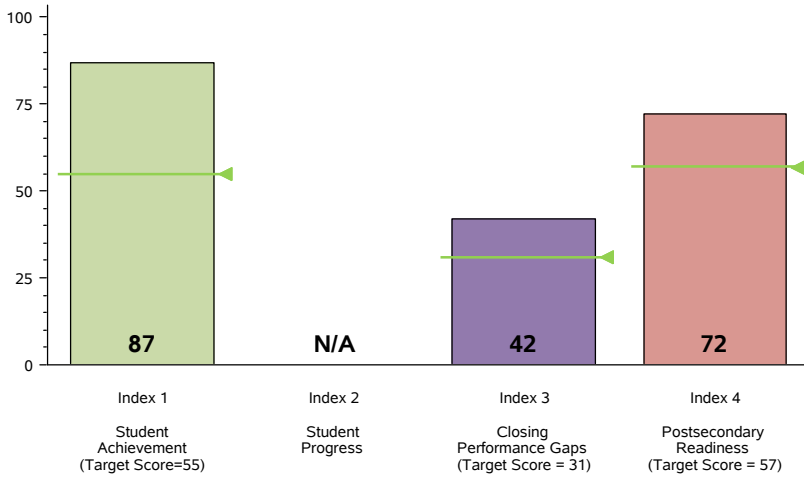
Met Standards on	Did Not Meet Standards on
- Student Achievement - Closing Performance Gaps - Postsecondary Readiness	- NONE

Distinction Designation



Academic Achievement in Reading/ELA DISTINCTION EARNED
Academic Achievement in Mathematics DISTINCTION EARNED
Academic Achievement in Science NO DISTINCTION EARNED
Academic Achievement in Social Studies NO DISTINCTION EARNED
Top 25 Percent Student Progress NOT ELIGIBLE
Top 25 Percent Closing Performance Gaps NO DISTINCTION EARNED
Postsecondary Readiness NO DISTINCTION EARNED

Performance Index Report



Performance Index Summary

Index	Points Earned	Maximum Points	Index Score
1 - Student Achievement	1,964	2,250	87
2 - Student Progress	N/A	N/A	N/A
3 - Closing Performance Gaps	668	1,600	42
4 - Postsecondary Readiness			
STAAR Score	13.3		
Graduation Rate Score	24.0		
Graduation Plan Score	19.5		
Postsecondary Indicator Score	15.0		72

Campus Demographics

Campus Type	High School
Campus Size	1,402 Students
Grade Span	09 - 12
Percent Economically Disadvantaged	30.6%
Percent English Language Learners	0.4%
Mobility Rate	12.7%

System Safeguards

Number and Percent of Indicators Met

Performance Rates	23 out of 24 = 96%
Participation Rates	13 out of 13 = 100%
Graduation Rates	5 out of 5 = 100%
Total	41 out of 42 = 98%

For further information about this report, please see the Performance Reporting Division web site at <http://ritter.tea.state.tx.us/perfreport/account/2014/index.html>

TEXAS EDUCATION AGENCY
2014 Accountability Summary
 WHITEHOUSE J H (212906041) - WHITEHOUSE ISD

Accountability Rating

Met Standard

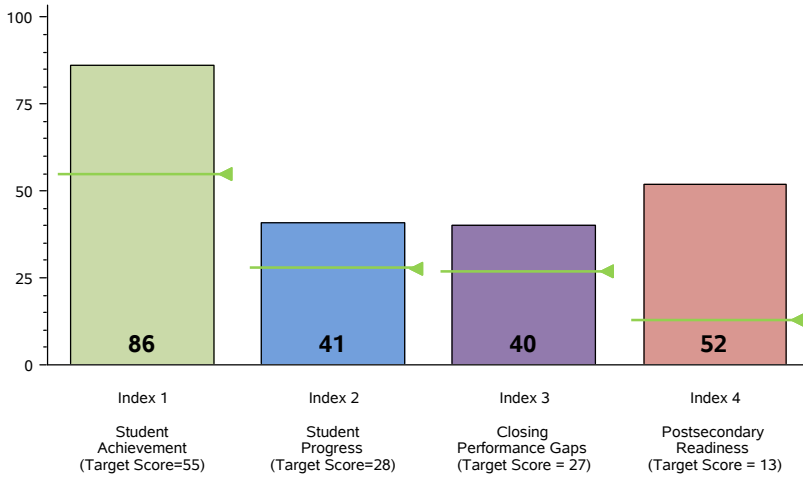
Met Standards on	Did Not Meet Standards on
<ul style="list-style-type: none"> - Student Achievement - Student Progress - Closing Performance Gaps - Postsecondary Readiness 	<ul style="list-style-type: none"> - NONE

Distinction Designation



Academic Achievement in Reading/ELA
NO DISTINCTION EARNED
Academic Achievement in Mathematics
NO DISTINCTION EARNED
Academic Achievement in Science
NO DISTINCTION EARNED
Academic Achievement in Social Studies
NO DISTINCTION EARNED
Top 25 Percent Student Progress
DISTINCTION EARNED
Top 25 Percent Closing Performance Gaps
NO DISTINCTION EARNED
Postsecondary Readiness
DISTINCTION EARNED

Performance Index Report



Campus Demographics

Campus Type	Middle School
Campus Size	696 Students
Grade Span	05 - 08
Percent Economically Disadvantaged	33.2%
Percent English Language Learners	1.3%
Mobility Rate	12.2%

Performance Index Summary

Index	Points Earned	Maximum Points	Index Score
1 - Student Achievement	1,977	2,308	86
2 - Student Progress	972	2,400	41
3 - Closing Performance Gaps	1,213	3,000	40
4 - Postsecondary Readiness			
STAAR Score	51.6		
Graduation Rate Score	N/A		
Graduation Plan Score	N/A		
Postsecondary Indicator Score	N/A		52

System Safeguards

Number and Percent of Indicators Met

Performance Rates	30 out of 30 = 100%
Participation Rates	14 out of 14 = 100%
Graduation Rates	N/A
Total	44 out of 44 = 100%

For further information about this report, please see the Performance Reporting Division web site at <http://ritter.tea.state.tx.us/perfreport/account/2014/index.html>

TEXAS EDUCATION AGENCY 2014 Accountability Summary

J W HOLLOWAY SIXTH GRADE SCHOOL (212906042) - WHITEHOUSE ISD

Accountability Rating

Met Standard

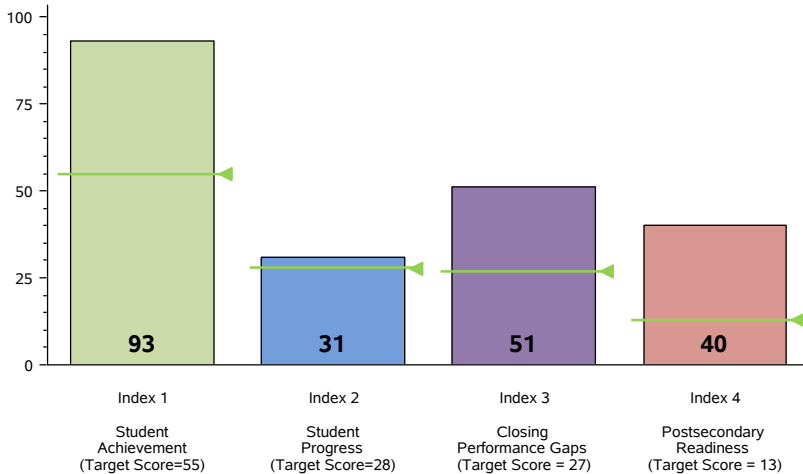
Met Standards on	Did Not Meet Standards on
<ul style="list-style-type: none"> - Student Achievement - Student Progress - Closing Performance Gaps - Postsecondary Readiness 	<ul style="list-style-type: none"> - NONE

Distinction Designation



Academic Achievement in Reading/ELA
NO DISTINCTION EARNED
Academic Achievement in Mathematics
NO DISTINCTION EARNED
Academic Achievement in Science
NOT ELIGIBLE
Academic Achievement in Social Studies
NOT ELIGIBLE
Top 25 Percent Student Progress
NO DISTINCTION EARNED
Top 25 Percent Closing Performance Gaps
DISTINCTION EARNED
Postsecondary Readiness
NO DISTINCTION EARNED

Performance Index Report



Campus Demographics

Campus Type	Middle School
Campus Size	338 Students
Grade Span	06 - 06
Percent Economically Disadvantaged	38.8%
Percent English Language Learners	3.0%
Mobility Rate	9.6%

Performance Index Summary

Index	Points Earned	Maximum Points	Index Score
1 - Student Achievement	614	657	93
2 - Student Progress	501	1,600	31
3 - Closing Performance Gaps	612	1,200	51
4 - Postsecondary Readiness			
STAAR Score	39.8		
Graduation Rate Score	N/A		
Graduation Plan Score	N/A		
Postsecondary Indicator Score	N/A		40

System Safeguards

Number and Percent of Indicators Met

Performance Rates	12 out of 12 = 100%
Participation Rates	12 out of 12 = 100%
Graduation Rates	N/A
Total	24 out of 24 = 100%

For further information about this report, please see the Performance Reporting Division web site at <http://ritter.tea.state.tx.us/perfreport/account/2014/index.html>

TEXAS EDUCATION AGENCY
2014 Accountability Summary
 GUS WINSTON CAIN EL (212906111) - WHITEHOUSE ISD

Accountability Rating

Met Standard

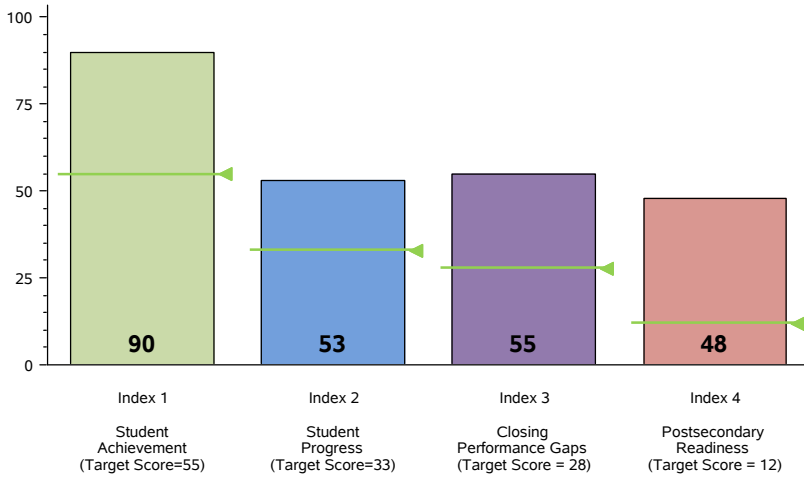
Met Standards on	Did Not Meet Standards on
- Student Achievement - Student Progress - Closing Performance Gaps - Postsecondary Readiness	- NONE

Distinction Designation



Academic Achievement in Reading/ELA
DISTINCTION EARNED
Academic Achievement in Mathematics
DISTINCTION EARNED
Academic Achievement in Science
NO DISTINCTION EARNED
Academic Achievement in Social Studies
NOT ELIGIBLE
Top 25 Percent Student Progress
DISTINCTION EARNED
Top 25 Percent Closing Performance Gaps
DISTINCTION EARNED
Postsecondary Readiness
DISTINCTION EARNED

Performance Index Report



Campus Demographics

Campus Type	Elementary
Campus Size	581 Students
Grade Span	EE - 05
Percent Economically Disadvantaged	43.0%
Percent English Language Learners	6.0%
Mobility Rate	14.2%

Performance Index Summary

Index	Points Earned	Maximum Points	Index Score
1 - Student Achievement	644	712	90
2 - Student Progress	633	1,200	53
3 - Closing Performance Gaps	656	1,200	55
4 - Postsecondary Readiness			
STAAR Score	48.0		
Graduation Rate Score	N/A		
Graduation Plan Score	N/A		
Postsecondary Indicator Score	N/A		48

System Safeguards

Number and Percent of Indicators Met

Performance Rates	16 out of 16 = 100%
Participation Rates	10 out of 10 = 100%
Graduation Rates	N/A
Total	26 out of 26 = 100%

For further information about this report, please see the Performance Reporting Division web site at <http://ritter.tea.state.tx.us/perfreport/account/2014/index.html>

TEXAS EDUCATION AGENCY
2014 Accountability Summary
 MOZELLE BROWN ELEMENTARY (212906112) - WHITEHOUSE ISD

Accountability Rating

Met Standard

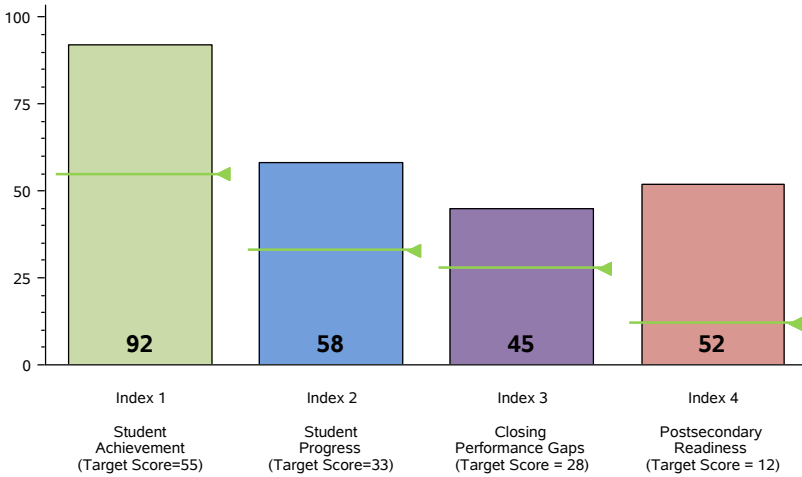
Met Standards on	Did Not Meet Standards on
- Student Achievement - Student Progress - Closing Performance Gaps - Postsecondary Readiness	- NONE

Distinction Designation



Academic Achievement in Reading/ELA	DISTINCTION EARNED
Academic Achievement in Mathematics	DISTINCTION EARNED
Academic Achievement in Science	NO DISTINCTION EARNED
Academic Achievement in Social Studies	NOT ELIGIBLE
Top 25 Percent Student Progress	DISTINCTION EARNED
Top 25 Percent Closing Performance Gaps	NO DISTINCTION EARNED
Postsecondary Readiness	DISTINCTION EARNED

Performance Index Report



Campus Demographics

Campus Type	Elementary
Campus Size	292 Students
Grade Span	PK - 05
Percent Economically Disadvantaged	36.3%
Percent English Language Learners	2.7%
Mobility Rate	12.8%

Performance Index Summary

Index	Points Earned	Maximum Points	Index Score
1 - Student Achievement	306	333	92
2 - Student Progress	465	800	58
3 - Closing Performance Gaps	363	800	45
4 - Postsecondary Readiness			
STAAR Score	51.5		
Graduation Rate Score	N/A		
Graduation Plan Score	N/A		
Postsecondary Indicator Score	N/A		52

System Safeguards

Number and Percent of Indicators Met

Performance Rates	10 out of 10 = 100%
Participation Rates	6 out of 6 = 100%
Graduation Rates	N/A
Total	16 out of 16 = 100%

For further information about this report, please see the Performance Reporting Division web site at <http://ritter.tea.state.tx.us/perfreport/account/2014/index.html>

TEXAS EDUCATION AGENCY 2014 Accountability Summary

H L HIGGINS ELEMENTARY SCHOOL (212906113) - WHITEHOUSE ISD

Accountability Rating

Met Standard

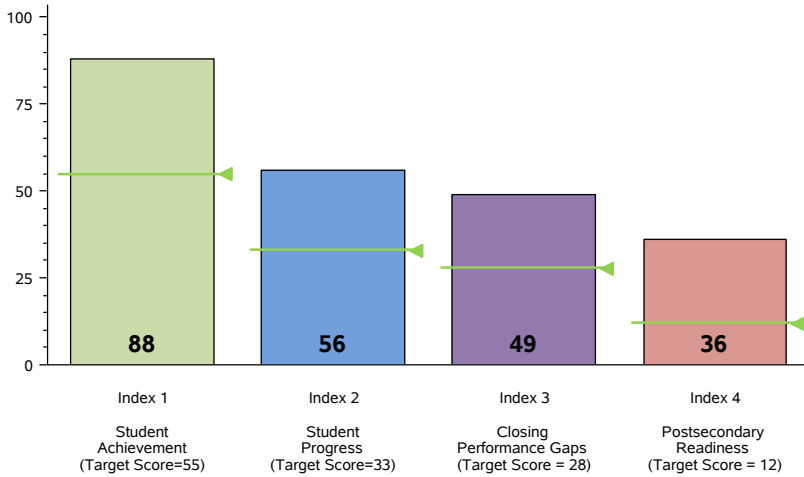
Met Standards on

- Student Achievement
- Student Progress
- Closing Performance Gaps
- Postsecondary Readiness

Did Not Meet Standards on

- NONE

Performance Index Report



Performance Index Summary

Index	Points Earned	Maximum Points	Index Score
1 - Student Achievement	729	831	88
2 - Student Progress	670	1,200	56
3 - Closing Performance Gaps	983	2,000	49
4 - Postsecondary Readiness			
STAAR Score	35.5		
Graduation Rate Score	N/A		
Graduation Plan Score	N/A		
Postsecondary Indicator Score	N/A		36

Distinction Designation



Academic Achievement in Reading/ELA

DISTINCTION EARNED

Academic Achievement in Mathematics

DISTINCTION EARNED

Academic Achievement in Science

DISTINCTION EARNED

Academic Achievement in Social Studies

NOT ELIGIBLE

Top 25 Percent Student Progress

DISTINCTION EARNED

Top 25 Percent Closing Performance Gaps

DISTINCTION EARNED

Postsecondary Readiness

DISTINCTION EARNED

Campus Demographics

Campus Type	Elementary
Campus Size	691 Students
Grade Span	PK - 05
Percent Economically Disadvantaged	52.2%
Percent English Language Learners	5.6%
Mobility Rate	16.3%

System Safeguards

Number and Percent of Indicators Met

Performance Rates	18 out of 18 = 100%
Participation Rates	12 out of 12 = 100%
Graduation Rates	N/A
Total	30 out of 30 = 100%

For further information about this report, please see the Performance Reporting Division web site at <http://ritter.tea.state.tx.us/perfreport/account/2014/index.html>

TEXAS EDUCATION AGENCY
2014 Accountability Summary
STANTON-SMITH EL (212906114) - WHITEHOUSE ISD

Accountability Rating

Met Standard

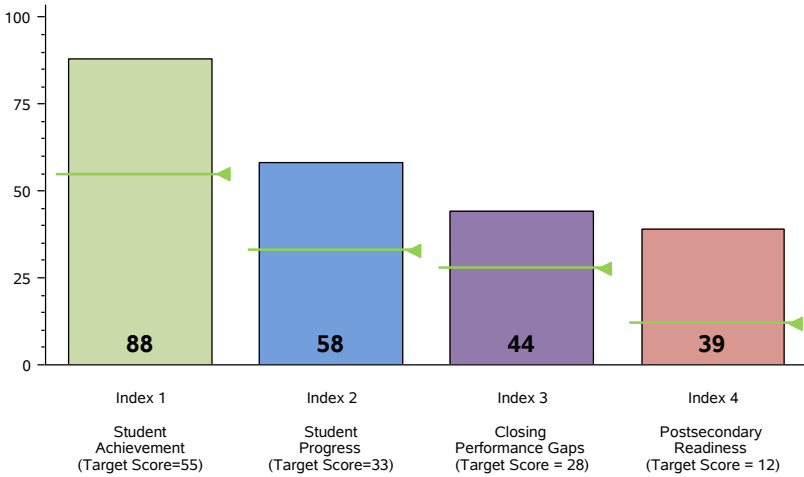
Met Standards on	Did Not Meet Standards on
<ul style="list-style-type: none"> - Student Achievement - Student Progress - Closing Performance Gaps - Postsecondary Readiness 	<ul style="list-style-type: none"> - NONE

Distinction Designation



Academic Achievement in Reading/ELA
DISTINCTION EARNED
Academic Achievement in Mathematics
DISTINCTION EARNED
Academic Achievement in Science
NO DISTINCTION EARNED
Academic Achievement in Social Studies
NOT ELIGIBLE
Top 25 Percent Student Progress
DISTINCTION EARNED
Top 25 Percent Closing Performance Gaps
NO DISTINCTION EARNED
Postsecondary Readiness
DISTINCTION EARNED

Performance Index Report



Campus Demographics

Campus Type	Elementary
Campus Size	582 Students
Grade Span	PK - 05
Percent Economically Disadvantaged	41.1%
Percent English Language Learners	4.3%
Mobility Rate	14.6%

Performance Index Summary

Index	Points Earned	Maximum Points	Index Score
1 - Student Achievement	629	713	88
2 - Student Progress	463	800	58
3 - Closing Performance Gaps	711	1,600	44
4 - Postsecondary Readiness			
STAAR Score	39.0		
Graduation Rate Score	N/A		
Graduation Plan Score	N/A		
Postsecondary Indicator Score	N/A		39

System Safeguards

Number and Percent of Indicators Met

Performance Rates	18 out of 18 = 100%
Participation Rates	12 out of 12 = 100%
Graduation Rates	N/A
Total	30 out of 30 = 100%

For further information about this report, please see the Performance Reporting Division web site at <http://ritter.tea.state.tx.us/perfreport/account/2014/index.html>