

**ALLEN PARK PUBLIC SCHOOLS
GENERAL FUND BUDGET**

	2012-13 Audited <u>6/25/2012</u>	2013-14 Adopted <u>6/23/2013</u>	2014-15 Adopted <u>6/23/2014</u>	2015-16 Projected <u>7/1/2014</u>
REVENUES				
1XX Local	2,580,151	2,579,868	2,520,114	2,595,717
3XX State	27,642,923	28,220,208	28,006,065	28,006,065
4XX Federal	985,330	1,155,390	1,132,198	1,166,164
5XX Incoming Transfer	<u>590,000</u>	<u>733,938</u>	<u>725,000</u>	<u>746,750</u>
Total Revenue	31,798,404	32,689,404	32,383,377	32,514,696
EXPENDITURES				
1XX Instruction:				
11X Basic Programs	18,305,571	18,584,143	19,031,557	19,331,183
12X Added Needs	3,303,343	3,349,631	3,385,899	3,216,155
2XX Support Services				
21X Pupil	2,229,366	2,384,447	2,429,047	2,230,597
22X Instructional Staff	1,020,871	1,090,615	1,097,131	1,130,045
23X General Admin	370,629	441,553	361,643	383,342
24X School Admin	1,864,069	1,915,035	1,936,524	1,994,620
25X Business Services	296,274	323,533	324,059	333,781
26X Operations & Maintenance	2,785,743	3,013,880	2,768,145	2,823,508
27X Pupil Transportation	644,958	663,885	667,688	687,719
28X Central Services	607,311	828,356	549,677	566,167
29X Other	447,728	441,690	438,190	451,336
3XX Community Services	359,111	323,762	324,488	334,223
411/6XX Transfers Out	<u>235,284</u>	<u>10,000</u>	<u>10,000</u>	<u>10,000</u>
Total Expenditures	32,470,258	33,370,530	33,324,048	33,492,674
Operating Surplus/(Deficit)	<u>(671,854)</u>	<u>(681,126)</u>	<u>(940,671)</u>	<u>(977,978)</u>
Estimated Fund Balance July 1	1,615,649	1,946,330	1,866,192	888,214
Audited Fund Balance June 30	2,627,456	2,806,863	Unavailable	

**ALLEN PARK PUBLIC SCHOOLS
DISTRICT PAID ASSOCIATION DUES
2013-2014 SCHOOL YEAR**

ADVANCE EDUCATION, INC.	\$7,800.00
ASCD	\$89.00
ASSOC SUPERV AND CURR	\$168.00
BCAM	\$230.00
CRISIS PREVENTION INSTITUTE, INC	\$150.00
DOWNRIVER LEAGUE	\$1,700.00
HUDL	\$1,861.00
LEARNING FORWARD	\$99.00
MAASE MEMSHIP	\$80.00
MAS FPS	\$85.00
MASSP	\$1,860.00
MEMSPA	\$1,665.00
METRO DETROIT BUREAU	\$1,969.63
MIAAA	\$145.00
MICHIGAN ASSOC OF SCHOOL ADMINISTRATORS	\$85.00
MICHIGAN ASSOC OF SCHOOL BOARDS	\$5,838.00
MICHIGAN DEPARTMENT OF EDUCATION	\$50.00
MICHIGAN HIGH SCHOOL	\$60.00
MICHIGAN METRO HS HOCKEY LEAGUE	\$250.00
MICHIGAN NEGOTIATORS ASSOCIATION	\$200.00
MICHIGAN SCHOOL BAND &	\$375.00
MISCA MEMBERSHIP	\$85.00
STATE OF MICHIGAN	\$50.00
WAYNE COUNTY ASSOCIATION	\$80.00
WC RESA	\$750.00
WCAASE	\$25.00
TOTAL DISTRICT PAID ASSOCIATION DUES	\$25,749.63

**ALLEN PARK PUBLIC SCHOOLS
TOTAL COMPENSATION FOR SALARIES EXCEEDING \$100,000
2013-2014 SCHOOL YEAR**

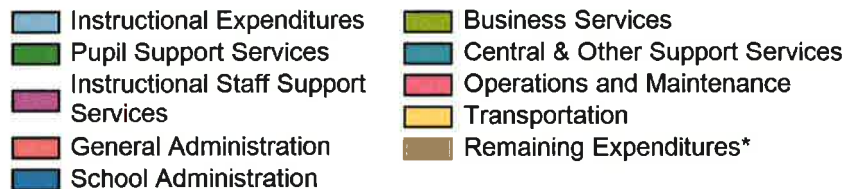
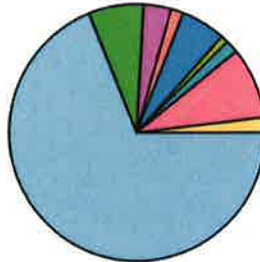
<u>JOB TITLE</u>	<u>WAGES</u>	<u>RETIREMENT</u>	<u>BENEFITS</u>	<u>FICA</u>	<u>TOTAL COMPENSATION</u>
ALLEN PARK HIGH SCHOOL PRINCIPAL	\$119,450.00	\$29,575.82	\$14,569.44	\$9,137.93	\$172,733.19
ALLEN PARK MIDDLE SCHOOL PRINCIPAL	\$105,061.00	\$26,013.10	\$17,124.54	\$8,037.17	\$156,235.81
DIRECTOR OF CURRICULUM/TECHNOLOGY	\$119,833.50	\$29,670.77	\$17,124.54	\$9,167.26	\$175,796.08
DIRECTOR OF SPECIAL ED/EMPLOYEE SRV	\$120,514.10	\$29,839.29	\$14,569.44	\$9,219.33	\$174,142.16
ELEMENTARY SCHOOL PRINCIPAL	\$105,625.00	\$26,152.75	\$17,124.54	\$8,080.31	\$156,982.60
ELEMENTARY SCHOOL PRINCIPAL	\$100,718.00	\$24,937.78	\$6,485.34	\$7,704.93	\$139,846.04
SUPERINTENDENT	\$140,762.00	\$34,852.67	\$14,569.44	\$10,768.29	\$200,952.40

Budget Transparency Report: Operating Expenditures

School District: Allen Park Public Schools (82020)

Fiscal Year: 2013-2014

Fund: General Fund (11)



Operating Expenditures		
Instructional Expenditures (1xx,293)	\$21,969,850	67.11 %
Pupil Support Services (21x)	\$2,219,408	6.78 %
Instructional Staff Support Services (22x)	\$1,102,888	3.37 %
General Administration (23x)	\$496,383	1.52 %
School Administration (24x)	\$1,806,263	5.52 %
Business Services (25x)	\$297,605	0.91 %
Operations and Maintenance (26x)	\$2,863,185	8.75 %
Transportation (27x)	\$601,150	1.84 %
Central & Other Support Services (28x, 291,292,295,299)	\$514,815	1.57 %
Total Current Operating Expenditures	\$31,871,547	97.36 %

Remaining Expenditures		
Community Services (3xx)	\$357,899	1.09 %
Facilities Acquisitions (45x), Debt Service (51x) and Capital Outlay	\$307,838	0.94 %
Other Transactions (41x-44x, 49x)	\$0	0.00 %
Fund Modification (6xx)	\$200,000	0.61 %
Total General Fund Expenditures	\$32,737,284	100.00 %

*For charting purposes, Remaining Expenditures is defined as function codes 3xx through 6xx.

Report based on district's 2014 Financial Information Database (FID) submission.

Caution should be used when using these financial data. Sound conclusions can only be drawn when the data elements are used in proper context. The operational expenditure costs reported to the charts above are based on function codes as submitted to the Financial Information Database (FID). Districts are required by law (MCL 380.1281) to follow a common chart of accounts published as the Michigan Public School Accounting Manual when reporting financial data. Definitions for each of the object codes listed in the charts above may be found in the Manual available at: http://www.michigan.gov/documents/appendix_33974_7.pdf.

Please note that Capital Outlay, an object category, was extracted from functional categories and reported with Facilities Acquisitions and Debt Service.

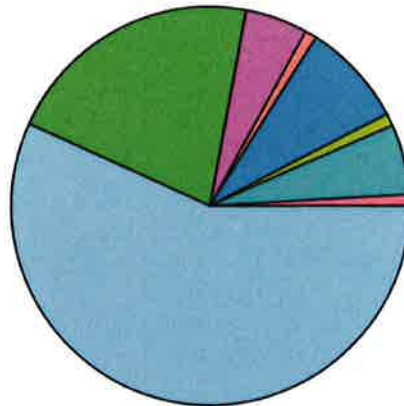
More district financial information can be found on-line at www.michigan.gov/cepi.

Budget Transparency Report: Personnel Expenditures

School District: Allen Park Public Schools (82020)

Fiscal Year: 2013-2014

Fund: General Fund (11)



Personnel Expenditures		
Salary (1xxx)	\$18,588,618	56.78 %
Employee Insurance Benefits (21xx)	\$2,744,757	8.38 %
FICA/Retirement/Unemployment/WC (28xx)	\$6,929,729	21.17 %
Other Personnel Expenditures (22x - 24xx, 29xx)	\$330,800	1.01 %
Total Personnel Expenditures	\$28,593,904	87.34 %

Remaining Expenditures		
Professional and Technical Purchased Services (31xx)	\$827,313	2.53 %
Client/Pupil Transportation Purchased Services (33xx)	\$0	0.00 %
Other Purchased Services (32xx, 34xx - 4xxx)	\$630,224	1.93 %
Supplies and Materials (5xxx)	\$1,868,770	5.71 %
Capital Outlay (6xxx)	\$307,838	0.94 %
Other Expenditures (7xxx)	\$94,477	0.29 %
Payments to Other Public School Districts(82xx)	\$214,759	0.66 %
Fund Modifications (81xx)	\$200,000	0.61 %
Other Transactions (83xx - 89xx)	\$0	0.00 %
Total General Fund Expenditures	\$32,737,285	100.00 %

* For charting purposes, Purchased Services is defined as object codes 3xxx-4xxx and 82xx.
 ** For charting purposes, Other Expenditures is defined as object codes 7xxx, 81xx and 83xx-89xx.

Report based on district's 2014 Financial Information Database (FID) submission.

Caution should be used when using these financial data. Sound conclusions can only be drawn when the data elements are used in proper context. As one example, many districts outsource some or all educational functions to other entities. As a result, the district may not incur direct employee salary and benefits for certain functions. The costs instead will appear in the purchased service category. While a district that hires its entire staff as district employees will include all the associated costs under a combination of salary and benefit counts.

The personnel expenditure costs reported to the charts above are based on object codes as submitted to the Financial Information Database (FID). Districts are required by law (MCL 380.1281) to follow a common chart of accounts published as the Michigan Public School Accounting Manual when reporting financial data. Definitions for each of the object codes listed in the charts above may be found in the Manual available at: http://www.michigan.gov/documents/appendix_33974_7.pdf.

Additional district financial information can be found on-line at www.michigan.gov/cepi