

How to Access the Georgia SLDS Parent Portal and Student Growth Model Reports

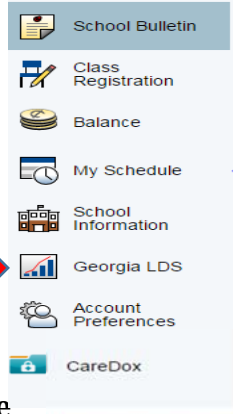
TO GET A PARENT PORTAL ACCESS KEY FOR YOUR CHILD PLEASE STOP BY THE SCHOOL OFFICE WITH A PICTURE ID.

Parents can access the Georgia SLDS Parent Portal by following these steps:

Georgia LDS Link

Login to the District's Student Information System Parent Portal.

Click the Georgia LDS link on the left side of the student's page.

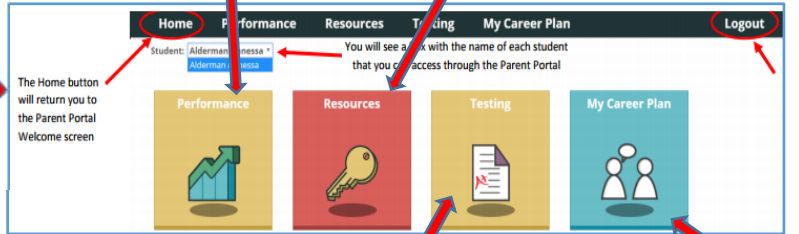


To see your child's attendance history and statewide summative test history, click the Performance icon under the child's name.

To see your child's current course schedule, click the Resources icon under the child's name. This section displays the student's current course schedule as reported by his or her school district. Each course has a key to the left of the course title. Clicking on either the key or on a course will display the standards for the course.

LDS Welcome Page

After clicking the Georgia LDS link, the Parent Portal Welcome Page will open. If you have access to more than one child in the district portal, you will see a dropdown box containing the name of each child. To see your child's attendance history and statewide summative test history, click the Performance icon under the child's name to access the **Student Performance Dashboard**. See the graphic to the right for a description of each of the icons on the Parent Portal Welcome Page.

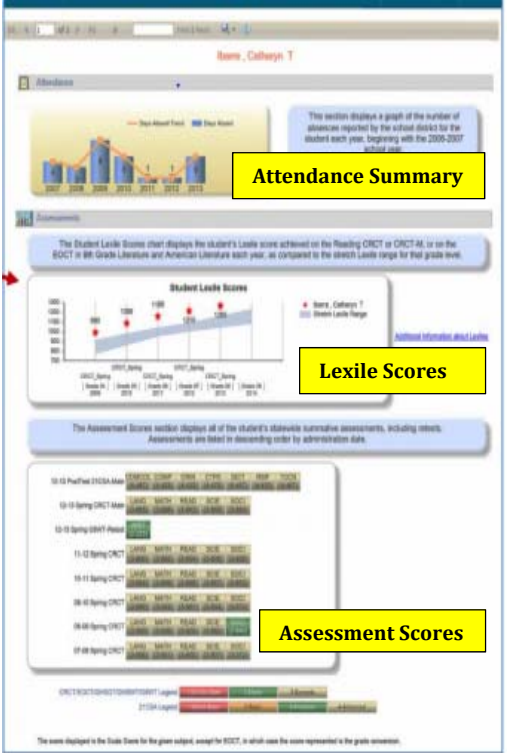


This section is not currently in use.

This contains your child's Career Portfolio previously located on the GCIS website.

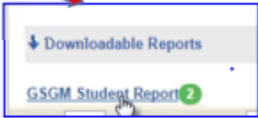
Student Performance Dashboard

To see your child's attendance history and statewide summative test history, click the Student Performance icon under the child's name. After clicking the icon, your child's Student Performance Dashboard will be displayed. There are blue textboxes above or beside each section of the dashboard to assist you in understanding the data displayed in each section.



Downloadable Reports

The Downloadable Reports section displays any individual student reports that are available to view and download for the student that you selected. If there are any Georgia Student Growth Model (or GSGM) Reports available to view, you will see the words GSGM Student Reports along with a number in a circle. That number indicates the number of reports that are available to view. To view the GSGM reports, hover your mouse over the words "GSGM Student Report" (notice that the words are hyperlinked, which means that you may click on the words to view the reports.)



PDF GSM Student Reports

After clicking the hyperlink, a list of available reports will be displayed in a dropdown list. (1) Click on the blue download icon to view the report, and a PDF version of the report will be downloaded to your computer. Please note that the way in which this PDF is downloaded will vary based on the browser and operating system that you are using. In this example, the (2) PDF icon appears at the bottom of the screen. Click on the PDF icon to download the report.

