

LEA Name: Lakeland SD  
Address 1355 Lakeland Drive  
City Scott Township, PA 18433-

Class Size: 3

County: Lackawanna  
AUN Number: 119354603


**Pennsylvania Department of Education  
Comptroller's Office  
Annual Financial Report , PDE-2057**

School District, AVTS/CTC, Special Program Jointures, and Charter School

For the Fiscal Year Ending  
06/30/2014

**CERTIFICATION: By signing this page I agree that the electronic file submitted is a complete and accurate statement of the financial operations and status of the local education agency for the fiscal year. It has been prepared in accordance with generally accepted accounting principles and established Commonwealth of PA reporting guidelines.**


R. Scott Jeffery  
Chief School Administrator

  
(Signature required)

11/4/14

Date

Jill Yoniski  
Board Secretary

  
(Signature required)

11/4/14

Date

Joseph Caputo  
Contact Person

(570) 254-9485 Ext. 354  
Contact Person Telephone Number

jcaputo@lakelandsd.org  
Contact Person E-mail Address

(570) 254-6730  
Contact Person Fax Number

Mail original signed coversheet to: Bureau of Accounting and Financial Management, Central Agencies and School Finance, 555 Walnut St - 9th Floor, Harrisburg, PA 17101 ATTN: AFR

Contact Information: Joseph Caputo  
 5702549485 Extension: 354  
 jcaputo@lakelandsd.org

Index	Validation Failed	Amount
80603	<p>Bond Data Entry: All entry lines for General Obligation Bonds, Authority Building Obligations, and Other Long Term Debt must include amounts for Interest Paid during current fiscal year. Correct data or enter a justification.</p> <p>Govt Funds, Other LT Debt</p> <p>Justification: Other Long-Term Debt represents the District's liability for early retirement incentives. There is no interest component associated with this liability.</p>	
90017	<p>Current Tax Revenue amount cannot exceed 30% variance from prior year amount. Correct the data or enter a justification.</p> <p>6153, Current AFR Rev Detail                      6153, Prior AFR Rev Detail</p> <p>Justification: Real estate transfer tax revenue increased due to more activity in the real estate market within the District as compared to the prior year.</p>	
90021	<p>SESS Schedule amounts vary from prior year by 40% or more. Correct the data or enter a justification.</p> <p>SESS Schedule 2140                      Prior Year SESS Schedule 2140</p> <p>Justification: In prior years, the District coded all Psychological Services to Special Education Service. In the current year, the District employed a new Business Manager who properly coded all these expenses to Psychological Services.</p>	

**Audit Certification**  
**Annual Financial Report:**  
For the Fiscal Year Ending 06/30/2014  
**(Pursuant to PA School Code Section 218(b))**

LEA Name: Lakeland SD  
AUN Number: 119354603  
County: Lackawanna

<b>Audit Certification Due:</b> 12/31/2014
---

This certification is applicable to:

- Orig. Annual Financial Report submitted to Comptroller Operations:
- Annual Financial Report revisions submitted on:

Indicate if the school audit was completed prior to submission of this form

- Yes, audit has been completed
- No, audit has not been completed

**Auditing Firm:**

Brian T. Kelly, CPA & Associates  
30 North Scott Street  
Carbondale, PA 18407


**Auditor Contact Name:** Brian T. Kelly, CPA

**Auditor Phone:** (570) 282-2800

**Auditor E-mail:** bkellycpa@briankellycpa.com

CERTIFICATION: By signing this page I agree that the financial statements of the school have been properly audited as noted above pursuant to Article XXIV, and in the auditor's professional opinion, the Annual Financial Report (PDE-2057) submitted on the date referenced is materially consistent with the audited financial statements.

**Chief School Administrator**



Signature

R. Scott Jeffery

Date

11/4/14

**Board Secretary**



Signature

Jill Yoniski

Date

11/4/14

**AFR Contact Person:** Joseph Caputo

**Email:** jcaputo@lakelandsd.org

**Phone:** 5702549485 Ext: 354

**FAX:** 5702546730

Mail completed form to:

Bureau of Accounting and Financial Management, Central Agencies and School Finance, 555 Walnut St - 9th Floor, Harrisburg, PA 17101 ATTN: AFR

NOTE: A new Audit Certification form is due with each AFR Revision.

Amounts Expressed in Whole Dollars		General (10)	Public Purpose Trust (27)	Other Compt Approved (28)	Athletic/ Activity (29)	Capital Reserve (690,1850) (31)
<b>ASSETS AND DEFERRED OUTFLOWS OF RESOURCES</b>						
<b>Assets</b>						
0100	Cash and Cash Equivalents	5,582,927				
0110	Investments					
0120	Taxes Receivable (Net)	1,042,664				
0130	Due From Other Funds					
0141	Due from Other Governments					
0142	State Revenue Receivable	354,654				
0143	Federal Revenue Receivable	350,502				
0145	Other Intergovernmental Revenue Receivable	136,628				
0146	Due From Primary Governments					
0147	Due From Component Units					
0150	Other Receivables (Include Bond Proceeds Receivable)	837,911				
0160	Advances to Other Funds (Long-Term Loans)					
0170	Inventories					
0180	Prepaid Expenses / Expenditures					
0190	Other Current Assets					
<b>TOTAL ASSETS</b>		<b>8,305,286</b>				
0910	Deferred Outflows Of Resources					
<b>TOTAL ASSETS AND DEFERRED OUTFLOWS OF RESOURCES</b>		<b>8,305,286</b>				

Capital Reserve 1432 (32)	Other Capital Projects Funds (39)	Debt Service (40)	Permanent (90)	Total Governmental Funds	Assets
53,239	8			5,636,174	0100
					0110
				1,042,664	0120
					0130
					0141
				354,654	0142
				350,502	0143
				136,628	0145
					0146
					0147
				837,911	0150
					0160
					0170
					0180
					0190
<b>53,239</b>	<b>8</b>			<b>8,358,533</b>	
					0910
<b>53,239</b>	<b>8</b>			<b>8,358,533</b>	

Amounts Expressed in Whole Dollars

	General (10)	Public Purpose Trust (27)	Other Compt Approved (28)	Athletic/ Activity (29)	Capital Reserve (690,1850) (31)
<b>LIABILITIES AND DEFERRED INFLOWS OF RESOURCES AND FUND BALANCES</b>					
<b>Liabilities</b>					
0400	Due to Other Funds		30,430		
0411	Due to Other Governments				
0412	Due to Primary Government				
0413	Due to Component Units				
0420	Accounts Payable		663,299		
0430	Contracts Payable				
0440	Curr. Portion of LT Debt (incl. ST Comp Abs, OPEB)				
0450	Short-Term Payables				
0461	Accrued Salaries and Benefits		1,461,388		
0462	Payroll Deductions and Withholdings		179,891		
0470	Advances from Other Funds				
0480	Unearned Revenues				
0490	Other Current Liabilities		222,960		
	<b>TOTAL LIABILITIES</b>		<b>2,557,968</b>		
0950	Deferred Inflows Of Resources		731,598		
<b>Fund Balances</b>					
0810	Nonspendable Fund Balance				
0820	Restricted Fund Balance				
0830	Committed Fund Balance				
0840	Assigned Fund Balance		4,215,720		
0850	Unassigned Fund Balance		800,000		
	<b>TOTAL FUND BALANCES</b>		<b>5,015,720</b>		
	<b>TOTAL LIABILITIES, DEFERRED INFLOWS OF RESOURCES AND FUND BALANCES</b>		<b>8,305,286</b>		

Capital Reserve 1432 (32)	Other Capital Projects Funds (39)	Debt Service (40)	Permanent (90)	Total Governmental Funds	
					<b>Liabilities</b>
				30,430	0400
					0411
					0412
					0413
				663,299	0420
					0430
					0440
					0450
				1,461,388	0461
				179,891	0462
					0470
					0480
				222,960	0490
				<b>2,557,968</b>	
				731,598	0950
					<b>Fund Balances</b>
					0810
53,239				53,239	0820
	8			8	0830
				4,215,720	0840
				800,000	0850
<b>53,239</b>	<b>8</b>			<b>5,068,967</b>	
<b>53,239</b>	<b>8</b>			<b>8,358,533</b>	

Amounts Expressed in Whole Dollars

	General (10)	Public Purpose Trust (27)	Other Compt Approved (28)	Athletic/ Activity (29)	Capital Reserve (690,1850) (31)
<b>REVENUES</b>					
6000 Local Sources	9,686,356				
7000 State Sources	9,105,146				
8000 Federal Sources	436,382				
<b>TOTAL REVENUES</b>	<b>19,227,884</b>				
<b>EXPENDITURES</b>					
1000 Instruction	11,998,930				
2000 Support Services	6,208,213				
3000 Noninstructional Services	673,756				
4000 Fac Acq, Const, and Imp					
5110 Debt Service (Principal & Interest)					
5130 Refund of Prior Year Receipts					
5140 Short Term Borrowing – Interests and Costs					
<b>TOTAL EXPENDITURES</b>	<b>18,880,899</b>				
<b>EXCESS (DEFICIENCY) OF REVENUES OVER EXPENDITURES</b>	<b>346,985</b>				
<b>OTHER FINANCING SOURCES (USES)</b>					
9110 Bonds Issued (Face Value) (Do not include Refunded Bonds)					
9120 Refunding Bonds Issued					
9130 Bond Premiums					
9200 Proceeds From Extended Term Financing	613,644				
9300 Interfund Transfers - IN (from other funds)					
9400 Sale / Compensation for Fixed Assets					
9500 Capital Contributions					
9710 Transfers from Component Unit					
9720 Transfers From Primary Govt					
9900 Other Financing Sources Not Listed (9000 Series)					
5120 Debt Service - Refunded Bond Issues (Pmt to Ref Bond Escrow Agent)					
5150 Bond Discounts					
5200 Interfund Transfers - Out (to other funds)	851,615				
5300 Transfer to Component Unit or Primary Government					
<b>TOTAL OTHER FINANCING SOURCES (USES)</b>	<b>(237,971)</b>				



Capital Reserve 1432 (32)	Other Capital Projects Funds (39)	Debt Service (40)	Permanent (90)	Total Governmental Funds	
25	1,559			9,687,940	6000
				9,105,146	7000
				436,382	8000
<b>25</b>	<b>1,559</b>			<b>19,229,468</b>	
				11,998,930	1000
				6,208,213	2000
				673,756	3000
	2,167,005			2,167,005	4000
		164,770		164,770	5110
					5130
					5140
	<b>2,167,005</b>	<b>164,770</b>		<b>21,212,674</b>	
<b>25</b>	<b>(2,165,446)</b>	<b>(164,770)</b>		<b>(1,983,206)</b>	
					9110
					9120
					9130
				613,644	9200
	686,845	164,770		851,615	9300
					9400
					9500
					9710
					9720
					9900
					5120
					5150
				851,615	5200
					5300
	<b>686,845</b>	<b>164,770</b>		<b>613,644</b>	

Amounts Expressed in Whole Dollars

**SPECIAL AND EXTRAORDINARY ITEMS**

- 8888 Special Items
- 8889 Extraordinary Items

	General (10)	Public Purpose Trust (27)	Other Compt Approved (28)	Athletic/ Activity/ (29)	Capital Reserve (690,1850) (31)
<b>NET CHANGE IN FUND BALANCES</b>	<b>109,014</b>				
0040 Fund Balance - Beginning of Fiscal Year	4,906,706				
0050 Prior Period Adjustment					
<b>FUND BALANCE - END OF YEAR</b>	<b>5,015,720</b>				

Capital Reserve 1432 (32)	Other Capital Projects Funds (39)	Debt Service (40)	Permanent (90)	Total Governmental Funds	
					8888
					8889
<b>25</b>	<b>(1,478,601)</b>			<b>(1,369,562)</b>	
53,214	1,478,609			6,438,529	0040
					0050
<b>53,239</b>	<b>8</b>			<b>5,068,967</b>	

Amounts Expressed in Whole Dollars		Budgeted Amounts		Actual	Variance With
		Original	Final	(Budgetary Basis)	Final Budget Positive (Negative)
<b>REVENUES</b>					
6000	Local Sources	9,106,648	9,106,648	9,686,356	579,708
7000	State Sources	8,832,263	8,832,263	9,105,146	272,883
8000	Federal Sources	529,875	529,875	436,382	(93,493)
<b>TOTAL REVENUES</b>		<b>18,468,786</b>	<b>18,468,786</b>	<b>19,227,884</b>	<b>759,098</b>
<b>EXPENDITURES</b>					
1100	Regular Programs	8,118,081	8,118,081	8,358,546	(240,465)
1200	Special Programs	2,205,640	2,205,640	2,481,409	(275,769)
1300	Vocational Programs	894,893	894,893	870,779	24,114
1400	Other Instructional Programs	173,327	173,327	288,196	(114,869)
1500	Nonpublic School Programs				
1600	Adult Education Programs				
1700	Community/Junior College Programs				
1800	Pre-Kindergarten				
2100	Pupil Personnel Services	494,367	494,367	510,371	(16,004)
2200	Instructional Staff Services	396,283	396,283	433,708	(37,425)
2300	Administrative Services	1,061,830	1,061,830	1,152,194	(90,364)
2400	Pupil Health	300,294	300,294	294,406	5,888
2500	Business Services	194,897	194,897	309,591	(114,694)
2600	Operation and Maintenance of Plant Services	1,737,661	1,737,661	1,565,835	171,826
2700	Student Transportation Services	1,955,759	1,955,759	1,893,343	62,416
2800	Central & Other Support Services			18,750	(18,750)
2900	Other Support Services	30,063	30,063	30,015	48
3100	Food Services				
3200	Student Activities	602,105	602,105	668,632	(66,527)
3300	Community Services	8,343	8,343	5,124	3,219
3400	Scholarships and Awards				
4000	Fac Acq, Const, and Imp				
5110	Debt Service (Principal & Interest)				
5130	Refund of Prior Year Receipts				
5140	Short Term Borrowing – Interests and Costs				
<b>TOTAL EXPENDITURES</b>		<b>18,173,543</b>	<b>18,173,543</b>	<b>18,880,899</b>	<b>(707,356)</b>
<b>EXCESS (DEFICIENCY) OF REVENUES OVER EXPENDITURES</b>		<b>295,243</b>	<b>295,243</b>	<b>346,985</b>	<b>51,742</b>

Amounts Expressed in Whole Dollars		Budgeted Amounts		Actual	Variance With
		Original	Final	(Budgetary Basis)	Final Budget Positive (Negative)
<b>OTHER FINANCING SOURCES (USES)</b>					
9100	Sale of Bonds				
9200	Proceeds From Extended Term Financing			613,644	613,644
9300	Interfund Transfers - IN (from other funds)				
9400	Sale / Compensation for Fixed Assets				
9700	Transfers from Comp Unit / Primary Govt				
9900	Other Financing Sources Not Listed (9000 Series)				
5120	Debt Service - Refunded Bond Issues				
5150	Bond Discounts				
5200	Interfund Transfers - Out (to other funds)	199,770	199,770	851,615	(651,845)
5300	Transfer to Component Unit or Primary Government				
5900	Budgetary Reserve				
<b>TOTAL OTHER FINANCING SOURCES (USES)</b>		<b>(199,770)</b>	<b>(199,770)</b>	<b>(237,971)</b>	<b>(38,201)</b>
<b>SPECIAL AND EXTRAORDINARY ITEMS</b>					
8888	Special Items				
8889	Extraordinary Items				
<b>NET CHANGE IN FUND BALANCES</b>		<b>95,473</b>	<b>95,473</b>	<b>109,014</b>	<b>13,541</b>
0040	Fund Balance - Beginning of Fiscal Year			4,906,706	4,906,706
0050	Prior Period Adjustment				
<b>FUND BALANCE - END OF YEAR</b>		<b>95,473</b>	<b>95,473</b>	<b>5,015,720</b>	<b>4,920,247</b>

Amounts Expressed in Whole Dollars

	Food Service (51)	Child Care Operations (52)	Other Enterprise Funds (58)	TOTAL	Internal Service (60)
<b>ASSETS AND DEFERRED OUTFLOWS OF RESOURCES</b>					
<b>Current Assets:</b>					
0100 Cash and Cash Equivalents				148,452	
0110 Investments					
0130 Due From Other Funds	31,430			31,430	
0141 Due from Other Governments	13,316			13,316	
0146 Due From Primary Governments					
0147 Due From Component Units					
0150 Other Receivables (Include Bond Proceeds Receivable)	11,247			11,247	
0170 Inventories	8,965			8,965	
0180 Prepaid Expenses / Expenditures					
0190 Other Current Assets					
<b>Total Current Assets</b>	<b>213,410</b>			<b>213,410</b>	
<b>Noncurrent Assets:</b>					
0108 Restricted Cash and Cash Equivalents					
0160 Advances to Other Funds (Long-Term Loans)					
0211 Land					
0212 Site Improvements (net)					
0220 Building & Building Improvements (net)					
0230 Furniture & Equipment (net)	12,047			12,047	
0250 Construction in Progress					
0260 LT Prepayments (net Acc Amort LT Prepayments)					
<b>Total NonCurrent Assets</b>	<b>12,047</b>			<b>12,047</b>	
0910 Deferred Outflows Of Resources					
<b>TOTAL ASSETS AND DEFERRED OUTFLOW OF RESOURCES</b>	<b>225,457</b>			<b>225,457</b>	

Amounts Expressed in Whole Dollars

	Food Service (51)	Child Care Operations (52)	Other Enterprise Funds (58)	TOTAL	Internal Service (60)
<b>LIABILITIES, DEFERRED INFLOWS OF RESOURCES AND NET POSITION</b>					
<b>Current Liabilities:</b>					
0400					
0411					
0413					
0420				8,493	
0430					
0440					
0450					
0461					
0462					
0480				8,329	
0490					
<b>Total Current Liabilities</b>				<b>16,822</b>	
<b>Noncurrent Liabilities:</b>					
0470					
0510					
0520					
0530					
0540					
0550					
0599					
<b>Total NonCurrent Liabilities</b>					
<b>TOTAL LIABILITIES</b>				<b>16,822</b>	
0950					
<b>NET POSITION</b>					
0791				12,047	
0798					
0799				196,588	
<b>TOTAL NET POSITION</b>				<b>208,635</b>	
<b>TOTAL LIABILITIES, DEFERRED INFLOWS OF RESOURCES AND NET POSITION</b>				<b>225,457</b>	

Amounts Expressed in Whole Dollars

	Food Service (51)	Child Care Operations (52)	Other Enterprise Funds (58)	TOTAL	Internal Service (60)
<b>OPERATING REVENUES</b>					
6600 Food Service Revenue	258,296			258,296	
6900 Charges for Services					
6999 Other Operating Revenues					
<b>TOTAL OPERATING REVENUES</b>	<b>258,296</b>			<b>258,296</b>	
<b>OPERATING EXPENSES</b>					
100 Salaries					
200 Employee Benefits					
300 Purchased Professional and Technical Service					
400 Purchased Property Services	13,281			13,281	
500 Other Purchased Service	420,892			420,892	
600 Supplies	43,342			43,342	
700 Depreciation	4,818			4,818	
810 Dues and Fees					
890 Other Operating Expenditures					
<b>TOTAL OPERATING EXPENSES</b>	<b>482,333</b>			<b>482,333</b>	
<b>OPERATING INCOME (LOSS)</b>	<b>(224,037)</b>			<b>(224,037)</b>	
<b>NONOPERATING REVENUES (EXPENSES)</b>					
6500 Earnings on Investments	267			267	
6920 Contributions and Donations - Private Sources					
6930 Gain / Loss on Sale of Fixed Assets					
6991 Refunds of Prior Year Expenditures					
7000 State Sources	19,741			19,741	
8000 Federal Sources	275,535			275,535	
820 Claims and Judgements					
830 Interest Expenses					
<b>TOTAL NONOPERATING REVENUES (EXPENSES)</b>	<b>295,543</b>			<b>295,543</b>	
<b>INCOME (LOSS) BEFORE CONTRIBUTIONS AND TRANSFERS</b>	<b>71,506</b>			<b>71,506</b>	



Amounts Expressed in Whole Dollars

**CONTRIBUTIONS AND TRANSFERS**

9500 Capital Contributions  
 9998 Transfers from (to) Component Units or Primary Govt  
 9999 Transfers In (Out)

**CHANGE IN NET POSITION**

0041 Net Position - Beginning of Fiscal Year  
 0057 Accounting Changes / Residual Equity Transfers  
 0061 Prior Period Adjustment

**NET POSITION - END OF YEAR**

	Food Service (51)	Child Care Operations (52)	Other Enterprise Funds (58)	TOTAL	Internal Service (60)
<b>CHANGE IN NET POSITION</b>	<b>71,506</b>			<b>71,506</b>	
0041 Net Position - Beginning of Fiscal Year	137,129			137,129	
<b>NET POSITION - END OF YEAR</b>	<b>208,635</b>			<b>208,635</b>	

	Food Service (51)	Child Care Operations (52)	Other Enterprise Funds (58)	TOTAL	Internal Service (60)
<b>Cash Flows From Operating Activities</b>					
9937				255,378	
9938					255,378
9939					
9940					
9941					
9942					
9943				457,608	
9944					457,608
<b>Net Cash Provided By (Used For) Operating Activities</b>				<b>(202,230)</b>	<b>(202,230)</b>
<b>Cash Flows From Non-Capital Financing Activities</b>					
6000					
7000				19,476	
8000				239,660	
9917					
9918					
9919					
9920					
9921					
9922					
<b>Net Cash Prov By (Used for) Non-Capital Financing Activities</b>				<b>259,136</b>	<b>259,136</b>
<b>Cash Flows From Capital and Related Financing Activities</b>					
4000					
6930					
9200					
9925					
9926					
9927					
<b>Net Cash Prov By (Used for) Capital and Related Financing Activities</b>					
<b>Cash Flows From Investing Activities</b>					
6500				267	
9929					267
9930					
9931					
9932					
<b>Net Cash Prov By (Used for) Investing Activities</b>				<b>267</b>	<b>267</b>

	Food Service (51)	Child Care Operations (52)	Other Enterprise Funds (58)	TOTAL	Internal Service (60)
<b>Net Inc (Dec) in Cash and Cash Flow</b>	<b>57,173</b>			<b>57,173</b>	
9935 Cash and Cash Equivalents Beginning of Year	91,279			91,279	
<b>Cash and Cash Equivalents at Year End</b>	<b>148,452</b>			<b>148,452</b>	
<hr/>					
9900 Other Financing Sources Not Listed (9000 Series)	(224,037)			(224,037)	
<b>Adjustments to Reconcile Operating Income (Loss) to Net Cash Provided by (Used for):</b>					
9901 Depreciation and Net Amortization	4,818			4,818	
9902 Provision for Uncollectible Accounts					
9903 Other Adjustments	31,878			31,878	
9904 (Inc) Dec In Accounts Receivable (0120-0150)	(11,247)			(11,247)	
9905 Advances to Other Funds (0160)					
9906 (Inc) Dec in Inventories (0170)	4,606			4,606	
9907 (Inc) Dec in Prepaid Expenses (0180)					
9908 (Inc) Dec in Other Current Assets (0190)					
9909 Inc (Dec) in Accounts Payable (0400-0450)	(108,250)			(108,250)	
9910 Inc (Dec) in Accrued Salaries/Benefits (0461)					
9911 Inc (Dec) in Payroll Deductions/Withholding (0462)					
9912 Inc (Dec) in Advances from Other Funds (0470)	91,673			91,673	
9913 Inc (Dec) in Unearned Revenue (0480)	8,329			8,329	
9914 Inc (Dec) in Other Current Liabilities (0490)					
<b>Total Adjustments</b>	<b>21,807</b>			<b>21,807</b>	
<b>Cash Provided By (Used For) Total</b>	<b>(202,230)</b>			<b>(202,230)</b>	

	Food Service (51)	Child Care Operations (52)	Other Enterprise Funds (58)	TOTAL	Internal Service (60)
--	-------------------------	----------------------------------	--------------------------------------	-------	-----------------------------

**COMBINED STATEMENT OF CASH FLOWS  
SCHEDULE OF NONCASH INVESTING, CAPITAL, AND FINANCING ACTIVITIES**

Explanation of Transaction and Balance Sheet Effect	Amount
USDA DONATED COMMODITIES	31,878
<b>Total</b>	<b>31,878</b>

Amounts Expressed in Whole Dollars

		Private Purpose Trust (71)	Investment Trust (72)	Pension Trust (73)	Activity (81)	Other Agency (89)
<b>ASSETS AND DEFERRED OUTFLOWS OF RESOURCES</b>						
<b>Assets</b>						
0100	Cash and Cash Equivalents				4	62,980
0110	Investments		12,019			
0130	Due From Other Funds					
0147	Due From Component Units					
0150	Other Receivables					
0160	Advances to Other Funds					
0170	Inventories					
0180	Prepaid Expenses / Expenditures					
0190	Other Current Assets					
0220	Building & Building Improvements (net)					
0230	Furniture & Equipment (net)					
<b>TOTAL ASSETS</b>			<b>12,023</b>		<b>62,980</b>	
0910	Deferred Outflows Of Resources					
<b>TOTAL ASSETS AND DEFERRED OUTFLOWS OF RESOURCES</b>			<b>12,023</b>		<b>62,980</b>	

Component Units (98)	Component Units (99)	Total Fiduciary Funds	
		62,984	0100
		12,019	0110
			0130
			0147
			0150
			0160
			0170
			0180
			0190
			0220
			0230
		<b>75,003</b>	
			0910
		<b>75,003</b>	

Amounts Expressed in Whole Dollars

	Private Purpose Trust (71)	Investment Trust (72)	Pension Trust (73)	Activity (81)	Other Agency (89)
<b>LIABILITIES, DEFERRED INFLOWS OF RESOURCES AND NET POSITION</b>					
<b>Liabilities</b>					
0400					
0411					
0412					
0413					
0420					
0430					
0450					
0461					
0462					
0470					
0480					
0490					62,980
<b>TOTAL LIABILITIES</b>	<b>1,000</b>			<b>62,980</b>	
0950					
<b>Net Position</b>					
0791					
0798					
0799					
<b>TOTAL NET POSITION</b>	<b>11,023</b>				
<b>TOTAL LIABILITIES, DEFERRED INFLOWS OF RESOURCES AND NET POSITION</b>	<b>12,023</b>			<b>62,980</b>	

Component Units (98)	Component Units (99)	Total Fiduciary Funds	
		1,000	0400
			0411
			0412
			0413
			0420
			0430
			0450
			0461
			0462
			0470
			0480
		62,980	0490
		<b>63,980</b>	
			0950
			0791
		11,023	0798
			0799
		<b>11,023</b>	
		<b>75,003</b>	



Amounts Expressed in Whole Dollars		Private Purpose Trust (71)	Investment Trust (72)	Pension Trust (73)	Component Units (98)	Component Units (99)
<b>Additions</b>						
9945	Gifts and Contributions					
9946	Other Additions		18			
<b>Deductions</b>						
9947	Scholarships Awarded		1,000			
9948	Other Deductions					
<b>Change In Net Position</b>			<b>(982)</b>			
0041	Net Position - Beginning of Fiscal Year		12,005			
9949	Net Position Held in Trust for Pension Benefits					
<b>Net Position - End of Fiscal Year</b>			<b>11,023</b>			

**Total  
Fiduciary  
Funds**

---

	9945
18	9946
1,000	9947
	9948
<b>(982)</b>	
12,005	0041
	9949
<b>11,023</b>	

		AMOUNT	TOTAL
<b>6000</b>	<b>Revenue from Local Sources</b>		
6111	Current Real Estate Taxes	7,095,699.23	
6113	Public Utility Realty Tax	9,581.33	
6114	Payments in Lieu of Current Taxes / State & Local	6,878.26	
6140	Current Act 511 Taxes - Flat Rate Assessments	16,697.03	
6150	Current Act 511 Taxes - Proportional Assessments	1,408,467.54	
6400	Delinq on Taxes Levied/Assessed by the LEA	860,555.43	
6500	Earnings on Investments	1,904.30	
6700	Revenue From Student Activities	1,512.00	
6832	Federal IDEA Pass Through Revenue	216,250.00	
6836	Federal ARRA Race To Top Rev Recd as Pass Through	9,677.87	
6920	Contributions and Donations From Private Sources	21,000.00	
6944	Receipts from Other LEAS in PA - Education	12,124.16	
6999	All Other Local Revenues Not Specified	26,008.35	
<b>6000</b>	<b>Total Revenue from Local Sources</b>		<b>9,686,355.50</b>
<b>7000</b>	<b>Revenue from State Sources</b>		
7110	Basic Education Funding (Gross)	5,182,554.04	
7160	Tuition - Orphans & Children Placed in Priv. Homes	4,570.68	
7240	Driver Education - Student	700.00	
7271	Special Education Funding for School Aged Pupils	912,538.07	
7310	Transportation (Regular and Additional)	1,424,791.37	
7330	Health Services	27,635.46	
7340	State Property Tax Reduction Allocation	341,094.57	
7360	Safe Schools	24,996.00	
7501	PA Accountability Grant	93,268.00	
7810	Revenue for Social Security Payments	312,596.74	
7820	Revenue for Retirement Payments	780,401.18	
<b>7000</b>	<b>Total Revenue from State Sources</b>		<b>9,105,146.11</b>

		AMOUNT	TOTAL
<b>8000</b>	<b>Revenue from Federal Sources</b>		
8514	NCLB, Title I - Imprv. Acad. Ach. (Disadvantaged)	272,354.54	
8515	NCLB, Title II - Prep/Trng/Recruit. HQ Tchrs/Prin.	55,936.40	
8810	Schl Based ACCESS Med Reimb Prog	107,885.28	
8820	Medical Asst Reimb for Admin Claiming	206.14	
<b>8000</b>	<b>Total Revenue from Federal Sources</b>		<b>436,382.36</b>
<b>9000</b>	<b>Other Financing Sources</b>		
9290	Other Extended Term Financing Proceeds	613,643.84	
<b>9000</b>	<b>Total Other Financing Sources</b>		<b>613,643.84</b>

**SUMMARY OF GENERAL FUND REVENUES AND OTHER FINANCING SOURCES**

	<u>AMOUNT</u>	<u>TOTAL</u>
Revenue from Local Sources	9,686,355.50	
Revenue from State Sources	9,105,146.11	
Revenue from Federal Sources	436,382.36	
Other Financing Sources	613,643.84	
		<b>19,841,527.81</b>

	Taxable Assessed Value	Tax Levy	Taxes Collected
6111 Totals	<u>88,083,687</u>	<u>8,026,855</u>	<u>7,095,699</u>
6140	Current Act 511 Taxes - Flat Rate Assessments		
6143	Emergency and Municipal Services Tax	16,697.03	
6140	Current Act 511 Taxes - Flat Rate Assessments		16,697.03
6150	Current Act 511 Taxes - Proportional Assessments		
6151	Earned Income Taxes	1,301,284.72	
6153	Real Estate Transfer Taxes	107,182.82	
6150	Current Act 511 Taxes - Proportional Assessments		1,408,467.54

<u>REVENUE FROM LOCAL SOURCES</u>		TAX REVENUE REPORTED <u>IN CURRENT YEAR</u>	CURRENT YEAR <u>TAX ACCRUAL</u>	PRIOR YEAR <u>TAX ACCRUAL</u>	TAXES COLLECTED <u>IN CURRENT YEAR</u>
6111	Current Real Estate Taxes	7,095,699.23	0.00	0.00	7,095,699.23
6113	Public Utility Realty Tax	9,581.33	0.00	0.00	9,581.33
6114	Payments in Lieu of Current Taxes / State & Local	6,878.26	0.00	0.00	6,878.26
6140	Current Act 511 Taxes - Flat Rate Assessments	16,697.03	2,586.57	0.00	14,110.46
6150	Current Act 511 Taxes - Proportional Assessments	1,408,467.54	220,637.00	215,050.81	1,402,881.35
6400	Delinq on Taxes Levied/Assessed by the LEA	860,555.43	311,065.55	268,589.54	818,079.42
<b>6999 TOTAL TAXES</b>		<b>9,397,878.82</b>	<b>534,289.12</b>	<b>483,640.35</b>	<b>9,347,230.05</b>

<u>REVENUE FROM DELINQUENT TAXES</u>		TAX REVENUE REPORTED <u>IN CURRENT YEAR</u>	CURRENT YEAR <u>TAX ACCRUAL</u>	PRIOR YEAR <u>TAX ACCRUAL</u>	TAXES COLLECTED <u>IN CURRENT YEAR</u>
6411	Delinquent Real Estate Taxes	860,555.43	311,065.55	268,589.54	818,079.42
6412	Delinquent Interim Real Estate Taxes				
6431	Delinquent Act 1 Earned Income Taxes				
6432	Delinquent Act 1 Personal Income Taxes				
6451	Delinquent Act 511 Earned Income Taxes				
6461	Delinquent Earned Income Taxes				
<b>TOTAL TAXES</b>		<b>860,555.43</b>	<b>311,065.55</b>	<b>268,589.54</b>	<b>818,079.42</b>



	<u>Amount</u>	<u>Total</u>
<b>1000</b> <u>Instruction</u>		
1100 Regular Programs - E/S	8,358,545.56	
1200 Special and Gifted Education	2,481,408.96	
1300 Vocational Education Programs	870,779.12	
1400 Other Instructional Programs - E/S	288,196.36	
		11,998,930.00
<b>2000</b> <u>Support Services</u>		
2100 Pupil Personnel	510,371.30	
2200 Instructional Staff	433,707.90	
2300 Administration	1,152,193.76	
2400 Pupil Health	294,405.78	
2500 Business	309,590.99	
2600 Operation & Maintenance of Plant Services	1,565,835.41	
2700 Student Transportation Services	1,893,342.87	
2800 Central	18,749.60	
2900 Other Support Services	30,015.05	
		6,208,212.66
<b>3000</b> <u>Operation of Noninstructional Services</u>		
3200 Student Activities	668,632.01	
3300 Community Services	5,123.53	
		673,755.54
<b>5000</b> <u>Other Expenditures and Financing Uses</u>		
5200 Interfund Transfers Out	851,615.43	
		851,615.43
<b>TOTAL ACTUAL EXPENDITURES OTHER FINANCING USES</b>		<u><u>19,732,513.63</u></u>

	<u>Total</u>
<b>1000 Instruction</b>	
<b>100 <u>Personnel Services-Salaries</u></b>	
<b>Total Personnel Services-Salaries</b>	<b>6,044,071.89</b>
<b>200 <u>Personnel Services-Employee Benefits</u></b>	
210 Grp Ins - Contracted Provider	1,912,529.27
220 Social Security Contributions	457,417.52
230 PSERS Retirement Contributions	968,277.86
240 Tuition Reimbursements	41,243.35
250 Unemployment Compensation	57,713.52
270 Grp Ins - Self Insurance	(191,542.43)
290 Other Employee Benefits	125.00
<b>Total Personnel Services-Employee Benefits</b>	<b>3,245,764.09</b>
<b>300 <u>Purchased Professional &amp; Technical Services</u></b>	
<b>Total Purchased Professional &amp; Technical Services</b>	<b>940,652.46</b>
<b>400 <u>Purchased Property Services</u></b>	
440 Rentals	20,434.10
<b>Total Purchased Property Services</b>	<b>20,434.10</b>
<b>500 <u>Other Purchased Services</u></b>	
510 Student Transportation Services	22,226.50
520 Insurance-General	14,609.00
530 Communications	16,709.33
560 Tuition	1,127,123.47
580 Travel	10,046.40
<b>Total Other Purchased Services</b>	<b>1,190,714.70</b>
<b>600 <u>Supplies</u></b>	
610 General Supplies	166,332.49
630 Food	1,888.00
640 Books & Periodicals	173,425.44
<b>Total Supplies</b>	<b>341,645.93</b>
<b>700 <u>Property</u></b>	
750 Equipment - Original & Additional	213,213.98
<b>Total Property</b>	<b>213,213.98</b>
<b>800 <u>Other Objects</u></b>	
<b>Total Other Objects</b>	<b>2,432.85</b>
<b>Total 1000 Instruction</b>	<b><u>11,998,930.00</u></b>

	<u>Elementary</u>	<u>Secondary</u>	<u>Federal</u>	<u>Total</u>
<b>1100 Regular Programs - E/S</b>				
<b>100 <u>Personnel Services-Salaries</u></b>				
<b>Total Personnel Services-Salaries</b>	<b>2,375,816.30</b>	<b>2,308,879.42</b>	<b>215,265.90</b>	<b>4,899,961.62</b>
<b>200 <u>Personnel Services-Employee Benefits</u></b>				
210 Grp Ins - Contracted Provider	644,731.66	923,878.45	47,321.22	1,615,931.33
220 Social Security Contributions	175,776.57	176,359.98	15,408.14	367,544.69
230 PSERS Retirement Contributions	367,704.82	366,344.06	36,552.70	770,601.58
240 Tuition Reimbursements	23,227.25	18,016.10		41,243.35
250 Unemployment Compensation	28,856.76	28,856.76		57,713.52
270 Grp Ins - Self Insurance	(95,771.22)	(95,771.21)		(191,542.43)
290 Other Employee Benefits		125.00		125.00
<b>Total Personnel Services-Employee Benefits</b>	<b>1,144,525.84</b>	<b>1,417,809.14</b>	<b>99,282.06</b>	<b>2,661,617.04</b>
<b>300 <u>Purchased Professional &amp; Technical Services</u></b>				
<b>Total Purchased Professional &amp; Technical Services</b>	<b>3,288.24</b>	<b>36,808.34</b>		<b>40,096.58</b>
<b>400 <u>Purchased Property Services</u></b>				
440 Rentals	11,527.97	7,519.31		19,047.28
<b>Total Purchased Property Services</b>	<b>11,527.97</b>	<b>7,519.31</b>		<b>19,047.28</b>
<b>500 <u>Other Purchased Services</u></b>				
510 Student Transportation Services	6,024.25	16,202.25		22,226.50
520 Insurance-General	7,304.50	7,304.50		14,609.00
530 Communications		16,709.33		16,709.33
562 Tuition to Pennsylvania Charter Schools	184,972.62	205,021.54		389,994.16
580 Travel	106.45	3,459.43		3,565.88
<b>Total Other Purchased Services</b>	<b>198,407.82</b>	<b>248,697.05</b>		<b>447,104.87</b>
<b>600 <u>Supplies</u></b>				
610 General Supplies	43,034.97	77,337.50	3,637.52	124,009.99
630 Food			1,888.00	1,888.00
640 Books & Periodicals	116,670.17	5,720.36		122,390.53
<b>Total Supplies</b>	<b>159,705.14</b>	<b>83,057.86</b>	<b>5,525.52</b>	<b>248,288.52</b>
<b>700 <u>Property</u></b>				
750 Equipment - Original & Additional	4,711.50	35,548.15	2,100.00	42,359.65
<b>Total Property</b>	<b>4,711.50</b>	<b>35,548.15</b>	<b>2,100.00</b>	<b>42,359.65</b>
<b>800 <u>Other Objects</u></b>				
<b>Total Other Objects</b>		<b>70.00</b>		<b>70.00</b>
<b>Total 1100 Regular Programs - E/S</b>	<b><u>3,897,982.81</u></b>	<b><u>4,138,389.27</u></b>	<b><u>322,173.48</u></b>	<b><u>8,358,545.56</u></b>

	<u>Elementary</u>	<u>Secondary</u>	<u>Federal</u>	<u>Total</u>
<b>1200 Special and Gifted Education</b>				
<b>100 Personnel Services-Salaries</b>				
<b>Total Personnel Services-Salaries</b>	<b>400,478.75</b>	<b>254,397.87</b>	<b>188,484.00</b>	<b>843,360.62</b>
<b>200 Personnel Services-Employee Benefits</b>				
210 Grp Ins - Contracted Provider	135,674.58	70,794.23		206,468.81
220 Social Security Contributions	30,303.95	19,461.38	17,100.39	66,865.72
230 PSERS Retirement Contributions	67,064.62	43,069.46	36,766.91	146,900.99
<b>Total Personnel Services-Employee Benefits</b>	<b>233,043.15</b>	<b>133,325.07</b>	<b>53,867.30</b>	<b>420,235.52</b>
<b>300 Purchased Professional &amp; Technical Services</b>				
<b>Total Purchased Professional &amp; Technical Services</b>	<b>118,250.26</b>	<b>656,604.92</b>	<b>40,477.22</b>	<b>815,332.40</b>
<b>500 Other Purchased Services</b>				
561 Tuition to Other School Districts Within The State	53,911.79	57,329.31		111,241.10
562 Tuition to Pennsylvania Charter Schools	1,816.94	1,816.93		3,633.87
567 Tuition to Approved Private and PA Chartered Schools	35,318.02	31,964.90		67,282.92
568 Tuition for PRRIs (in-state) and Detention Centers	1,140.00			1,140.00
569 Tuition - Other		3,096.00		3,096.00
580 Travel	2,076.34	2,355.87		4,432.21
<b>Total Other Purchased Services</b>	<b>94,263.09</b>	<b>96,563.01</b>		<b>190,826.10</b>
<b>600 Supplies</b>				
610 General Supplies	3,386.92	1,621.21	3,056.35	8,064.48
640 Books & Periodicals	1,772.45	48,990.21		50,762.66
<b>Total Supplies</b>	<b>5,159.37</b>	<b>50,611.42</b>	<b>3,056.35</b>	<b>58,827.14</b>
<b>700 Property</b>				
750 Equipment - Original & Additional	748.50	822.95	150,492.88	152,064.33
<b>Total Property</b>	<b>748.50</b>	<b>822.95</b>	<b>150,492.88</b>	<b>152,064.33</b>
<b>800 Other Objects</b>				
<b>Total Other Objects</b>	<b>381.43</b>	<b>381.42</b>		<b>762.85</b>
<b>Total 1200 Special and Gifted Education</b>	<b><u>852,324.55</u></b>	<b><u>1,192,706.66</u></b>	<b><u>436,377.75</u></b>	<b><u>2,481,408.96</u></b>

	<u>Secondary</u>	<u>Federal</u>	<u>Total</u>
<b>1300 Vocational Education Programs</b>			
<b>100 <u>Personnel Services-Salaries</u></b>			
<b>Total Personnel Services-Salaries</b>	<b>257,634.00</b>		<b>257,634.00</b>
<b>200 <u>Personnel Services-Employee Benefits</u></b>			
210 Grp Ins - Contracted Provider	86,808.36		86,808.36
220 Social Security Contributions	19,708.80		19,708.80
230 PSERS Retirement Contributions	43,475.76		43,475.76
<b>Total Personnel Services-Employee Benefits</b>	<b>149,992.92</b>		<b>149,992.92</b>
<b>300 <u>Purchased Professional &amp; Technical Services</u></b>			
<b>Total Purchased Professional &amp; Technical Services</b>	<b>79,723.48</b>		<b>79,723.48</b>
<b>400 <u>Purchased Property Services</u></b>			
440 Rentals	1,386.82		1,386.82
<b>Total Purchased Property Services</b>	<b>1,386.82</b>		<b>1,386.82</b>
<b>500 <u>Other Purchased Services</u></b>			
564 Tuition to Career and Technology Centers	327,214.00		327,214.00
580 Travel	179.88		179.88
<b>Total Other Purchased Services</b>	<b>327,393.88</b>		<b>327,393.88</b>
<b>600 <u>Supplies</u></b>			
610 General Supplies	34,258.02		34,258.02
<b>Total Supplies</b>	<b>34,258.02</b>		<b>34,258.02</b>
<b>700 <u>Property</u></b>			
750 Equipment - Original & Additional	18,790.00		18,790.00
<b>Total Property</b>	<b>18,790.00</b>		<b>18,790.00</b>
<b>800 <u>Other Objects</u></b>			
<b>Total Other Objects</b>	<b>1,600.00</b>		<b>1,600.00</b>
<b>Total 1300 Vocational Education Programs</b>	<b><u>870,779.12</u></b>		<b><u>870,779.12</u></b>

	<u>Elementary</u>	<u>Secondary</u>	<u>Federal</u>	<u>Total</u>
<b>1400 Other Instructional Programs - E/S</b>				
<b>100 <u>Personnel Services-Salaries</u></b>				
<b>Total Personnel Services-Salaries</b>	<b>20,769.43</b>	<b>22,346.22</b>		<b>43,115.65</b>
<b>200 <u>Personnel Services-Employee Benefits</u></b>				
210 Grp Ins - Contracted Provider	1,660.39	1,660.38		3,320.77
220 Social Security Contributions	1,588.83	1,709.48		3,298.31
230 PSERS Retirement Contributions	3,516.29	3,783.24		7,299.53
<b>Total Personnel Services-Employee Benefits</b>	<b>6,765.51</b>	<b>7,153.10</b>		<b>13,918.61</b>
<b>300 <u>Purchased Professional &amp; Technical Services</u></b>				
<b>Total Purchased Professional &amp; Technical Services</b>		<b>5,500.00</b>		<b>5,500.00</b>
<b>500 <u>Other Purchased Services</u></b>				
560 Tuition	104,972.36	118,549.06		223,521.42
580 Travel	152.02	1,716.41		1,868.43
<b>Total Other Purchased Services</b>	<b>105,124.38</b>	<b>120,265.47</b>		<b>225,389.85</b>
<b>600 <u>Supplies</u></b>				
640 Books & Periodicals		272.25		272.25
<b>Total Supplies</b>		<b>272.25</b>		<b>272.25</b>
<b>Total 1400 Other Instructional Programs - E/S</b>	<b><u>132,659.32</u></b>	<b><u>155,537.04</u></b>		<b><u>288,196.36</u></b>

	<u>Secondary</u>	<u>Federal</u>	<u>Total</u>
<b>1410 Driver's Education</b>			
<b>100 Personnel Services-Salaries</b>			
<b>Total Personnel Services-Salaries</b>	<b>1,576.80</b>		<b>1,576.80</b>
<b>200 Personnel Services-Employee Benefits</b>			
220 Social Security Contributions	120.65		120.65
230 PSERS Retirement Contributions	266.95		266.95
<b>Total Personnel Services-Employee Benefits</b>	<b>387.60</b>		<b>387.60</b>
<b>Total 1410 Driver's Education</b>	<b><u>1,964.40</u></b>		<b><u>1,964.40</u></b>

	<u>Elementary</u>	<u>Secondary</u>	<u>Federal</u>	<u>Total</u>
<b>1430 Homebound Instruction</b>				
<b>100 <u>Personnel Services-Salaries</u></b>				
<b>Total Personnel Services-Salaries</b>	<b>20,769.43</b>	<b>20,769.42</b>		<b>41,538.85</b>
<b>200 <u>Personnel Services-Employee Benefits</u></b>				
210 Grp Ins - Contracted Provider	1,660.39	1,660.38		3,320.77
220 Social Security Contributions	1,588.83	1,588.83		3,177.66
230 PSERS Retirement Contributions	3,516.29	3,516.29		7,032.58
<b>Total Personnel Services-Employee Benefits</b>	<b>6,765.51</b>	<b>6,765.50</b>		<b>13,531.01</b>
<b>500 <u>Other Purchased Services</u></b>				
580 Travel	152.02	1,716.41		1,868.43
<b>Total Other Purchased Services</b>	<b>152.02</b>	<b>1,716.41</b>		<b>1,868.43</b>
<b>Total 1430 Homebound Instruction</b>	<b><u>27,686.96</u></b>	<b><u>29,251.33</u></b>		<b><u>56,938.29</u></b>



	<u>Elementary</u>	<u>Secondary</u>	<u>Federal</u>	<u>Total</u>
<b>1440 Alternative Regular Education</b>				
<b>300 <u>Purchased Professional &amp; Technical Services</u></b>				
<b>Total Purchased Professional &amp; Technical Services</b>		<b>5,500.00</b>		<b>5,500.00</b>
<b>500 <u>Other Purchased Services</u></b>				
560 Tuition	104,972.36	118,549.06		223,521.42
<b>Total Other Purchased Services</b>	<b>104,972.36</b>	<b>118,549.06</b>		<b>223,521.42</b>
<b>Total 1440 Alternative Regular Education</b>	<b><u>104,972.36</u></b>	<b><u>124,049.06</u></b>		<b><u>229,021.42</u></b>

**1441 Adjudicated / Court Placed Programs**

**500 Other Purchased Services**

568 Tuition for PRRIs (in-state) and Detention Centers

**Total Other Purchased Services**

**Total 1441 Adjudicated / Court Placed Programs**

<u>Elementary</u>	<u>Secondary</u>	<u>Federal</u>	<u>Total</u>
2,008.95	2,258.94		4,267.89
<b>2,008.95</b>	<b>2,258.94</b>		<b>4,267.89</b>
<b><u>2,008.95</u></b>	<b><u>2,258.94</u></b>		<b><u>4,267.89</u></b>

	<u>Elementary</u>	<u>Secondary</u>	<u>Federal</u>	<u>Total</u>
<b>1442 PDE Approved Alternative Education Programs</b>				
<b>300 <u>Purchased Professional &amp; Technical Services</u></b>				
<b>Total Purchased Professional &amp; Technical Services</b>		<b>5,500.00</b>		<b>5,500.00</b>
<b>500 <u>Other Purchased Services</u></b>				
561 Tuition to Other School Districts Within The State	59,647.12	59,647.11		119,294.23
567 Tuition to Approved Private and PA Chartered Schools	42,568.79	42,568.79		85,137.58
568 Tuition for PRRIs (in-state) and Detention Centers		13,326.72		13,326.72
569 Tuition - Other	747.50	747.50		1,495.00
<b>Total Other Purchased Services</b>	<b>102,963.41</b>	<b>116,290.12</b>		<b>219,253.53</b>
<b>Total 1442 PDE Approved Alternative Education Programs</b>	<b><u>102,963.41</u></b>	<b><u>121,790.12</u></b>		<b><u>224,753.53</u></b>

1490 Additional Other Instruction Programs

600 Supplies

640 Books & Periodicals

Total Supplies

Total 1490 Additional Other Instruction Programs

Elementary

Secondary

Federal

Total

272.25

272.25

272.25

272.25

272.25

272.25

	<u>Total</u>
<b>2000 Support Services</b>	
<b>100 Personnel Services-Salaries</b>	
<b>Total Personnel Services-Salaries</b>	<b>1,803,939.62</b>
<b>200 Personnel Services-Employee Benefits</b>	
210 Grp Ins - Contracted Provider	558,505.84
220 Social Security Contributions	135,618.85
230 PSERS Retirement Contributions	296,242.03
240 Tuition Reimbursements	1,190.00
250 Unemployment Compensation	7,022.57
<b>Total Personnel Services-Employee Benefits</b>	<b>998,579.29</b>
<b>300 Purchased Professional &amp; Technical Services</b>	
<b>Total Purchased Professional &amp; Technical Services</b>	<b>470,486.46</b>
<b>400 Purchased Property Services</b>	
410 Cleaning Services	39,866.28
420 Utility Services	421,835.95
430 Repairs and Maintenance	68,251.04
440 Rentals	22,126.61
460 Extermination Services	1,117.00
<b>Total Purchased Property Services</b>	<b>553,196.88</b>
<b>500 Other Purchased Services</b>	
510 Student Transportation Services	1,819,648.61
520 Insurance-General	81,016.17
530 Communications	20,427.55
540 Advertising	13,312.84
550 Printing & Binding	5,747.87
580 Travel	12,641.55
590 Miscellaneous Purchased Services	30,015.05
<b>Total Other Purchased Services</b>	<b>1,982,809.64</b>
<b>600 Supplies</b>	
610 General Supplies	122,607.76
620 Energy	70,259.40
640 Books & Periodicals	5,928.39
<b>Total Supplies</b>	<b>198,795.55</b>
<b>700 Property</b>	
750 Equipment - Original & Additional	107,786.25
760 Equipment - Replacement	3,350.00
<b>Total Property</b>	<b>111,136.25</b>
<b>800 Other Objects</b>	
<b>Total Other Objects</b>	<b>89,268.97</b>
<b>Total 2000 Support Services</b>	<b><u>6,208,212.66</u></b>

	<u>Federal</u>	<u>Total</u>
<b>2100 Pupil Personnel</b>		
<b>100 <u>Personnel Services-Salaries</u></b>		
<b>Total Personnel Services-Salaries</b>		<b>290,200.33</b>
<b>200 <u>Personnel Services-Employee Benefits</u></b>		
210 Grp Ins - Contracted Provider		46,714.37
220 Social Security Contributions		20,597.76
230 PSERS Retirement Contributions		45,488.77
<b>Total Personnel Services-Employee Benefits</b>		<b>112,800.90</b>
<b>300 <u>Purchased Professional &amp; Technical Services</u></b>		
<b>Total Purchased Professional &amp; Technical Services</b>		<b>91,764.08</b>
<b>400 <u>Purchased Property Services</u></b>		
440 Rentals		261.52
<b>Total Purchased Property Services</b>		<b>261.52</b>
<b>500 <u>Other Purchased Services</u></b>		
580 Travel		58.97
<b>Total Other Purchased Services</b>		<b>58.97</b>
<b>600 <u>Supplies</u></b>		
610 General Supplies		13,391.30
<b>Total Supplies</b>		<b>13,391.30</b>
<b>800 <u>Other Objects</u></b>		
<b>Total Other Objects</b>		<b>1,894.20</b>
<b>Total 2100 Pupil Personnel</b>		<b><u>510,371.30</u></b>

	<u>Elementary</u>	<u>Secondary</u>	<u>Federal</u>	<u>Total</u>
<b>2120 Guidance Services</b>				
<b>100 Personnel Services-Salaries</b>				
<b>Total Personnel Services-Salaries</b>	<b>115,847.39</b>	<b>142,177.12</b>		<b>258,024.51</b>
<b>200 Personnel Services-Employee Benefits</b>				
210 Grp Ins - Contracted Provider	23,357.19	23,357.18		46,714.37
220 Social Security Contributions	9,572.43	10,876.39		20,448.82
230 PSERS Retirement Contributions	21,184.40	23,974.75		45,159.15
<b>Total Personnel Services-Employee Benefits</b>	<b>54,114.02</b>	<b>58,208.32</b>		<b>112,322.34</b>
<b>300 Purchased Professional &amp; Technical Services</b>				
<b>Total Purchased Professional &amp; Technical Services</b>		<b>3,799.08</b>		<b>3,799.08</b>
<b>400 Purchased Property Services</b>				
440 Rentals		261.52		261.52
<b>Total Purchased Property Services</b>		<b>261.52</b>		<b>261.52</b>
<b>500 Other Purchased Services</b>				
580 Travel	35.00	23.97		58.97
<b>Total Other Purchased Services</b>	<b>35.00</b>	<b>23.97</b>		<b>58.97</b>
<b>600 Supplies</b>				
610 General Supplies	4,385.97	5,660.83		10,046.80
<b>Total Supplies</b>	<b>4,385.97</b>	<b>5,660.83</b>		<b>10,046.80</b>
<b>800 Other Objects</b>				
<b>Total Other Objects</b>		<b>1,894.20</b>		<b>1,894.20</b>
<b>Total 2120 Guidance Services</b>	<b><u>174,382.38</u></b>	<b><u>212,025.04</u></b>		<b><u>386,407.42</u></b>

	<u>Elementary</u>	<u>Secondary</u>	<u>Federal</u>	<u>Total</u>
<b>2140 Psychological Services</b>				
<b>100 <u>Personnel Services-Salaries</u></b>				
<b>Total Personnel Services-Salaries</b>	<b>16,087.92</b>	<b>16,087.90</b>		<b>32,175.82</b>
<b>200 <u>Personnel Services-Employee Benefits</u></b>				
220 Social Security Contributions	74.47	74.47		148.94
230 PSERS Retirement Contributions	164.81	164.81		329.62
<b>Total Personnel Services-Employee Benefits</b>	<b>239.28</b>	<b>239.28</b>		<b>478.56</b>
<b>300 <u>Purchased Professional &amp; Technical Services</u></b>				
<b>Total Purchased Professional &amp; Technical Services</b>	<b>43,982.50</b>	<b>43,982.50</b>		<b>87,965.00</b>
<b>600 <u>Supplies</u></b>				
610 General Supplies	1,672.25	1,672.25		3,344.50
<b>Total Supplies</b>	<b>1,672.25</b>	<b>1,672.25</b>		<b>3,344.50</b>
<b>Total 2140 Psychological Services</b>	<b><u>61,981.95</u></b>	<b><u>61,981.93</u></b>		<b><u>123,963.88</u></b>



	<u>Elementary</u>	<u>Secondary</u>	<u>Federal</u>	<u>Total</u>
<b>2200 Instructional Staff</b>				
<b>100 <u>Personnel Services-Salaries</u></b>				
<b>Total Personnel Services-Salaries</b>	<b>129,000.32</b>	<b>116,499.52</b>		<b>245,499.84</b>
<b>200 <u>Personnel Services-Employee Benefits</u></b>				
210 Grp Ins - Contracted Provider	51,808.37	29,649.79		81,458.16
220 Social Security Contributions	9,820.18	8,863.90	96.47	18,780.55
230 PSERS Retirement Contributions	21,733.10	19,616.69	213.56	41,563.35
240 Tuition Reimbursements		1,190.00		1,190.00
<b>Total Personnel Services-Employee Benefits</b>	<b>83,361.65</b>	<b>59,320.38</b>	<b>310.03</b>	<b>142,992.06</b>
<b>300 <u>Purchased Professional &amp; Technical Services</u></b>				
<b>Total Purchased Professional &amp; Technical Services</b>	<b>2,170.97</b>	<b>2,170.96</b>		<b>4,341.93</b>
<b>400 <u>Purchased Property Services</u></b>				
440 Rentals		2,516.40		2,516.40
<b>Total Purchased Property Services</b>		<b>2,516.40</b>		<b>2,516.40</b>
<b>500 <u>Other Purchased Services</u></b>				
530 Communications	2,040.98	2,692.68		4,733.66
580 Travel	425.00	1,314.90		1,739.90
<b>Total Other Purchased Services</b>	<b>2,465.98</b>	<b>4,007.58</b>		<b>6,473.56</b>
<b>600 <u>Supplies</u></b>				
610 General Supplies	4,444.41	1,216.38		5,660.79
640 Books & Periodicals		5,928.39		5,928.39
<b>Total Supplies</b>	<b>4,444.41</b>	<b>7,144.77</b>		<b>11,589.18</b>
<b>700 <u>Property</u></b>				
750 Equipment - Original & Additional	10,312.27	9,982.66		20,294.93
<b>Total Property</b>	<b>10,312.27</b>	<b>9,982.66</b>		<b>20,294.93</b>
<b>Total 2200 Instructional Staff</b>	<b><u>231,755.60</u></b>	<b><u>201,642.27</u></b>	<b><u>310.03</u></b>	<b><u>433,707.90</u></b>

	<u>Federal</u>	<u>Total</u>
<b>2300 Administration</b>		
<b>100 <u>Personnel Services-Salaries</u></b>		
<b>Total Personnel Services-Salaries</b>		<b>520,661.25</b>
<b>200 <u>Personnel Services-Employee Benefits</u></b>		
210 Grp Ins - Contracted Provider		167,593.14
220 Social Security Contributions		39,108.00
230 PSERS Retirement Contributions		82,864.72
<b>Total Personnel Services-Employee Benefits</b>		<b>289,565.86</b>
<b>300 <u>Purchased Professional &amp; Technical Services</u></b>		
<b>Total Purchased Professional &amp; Technical Services</b>		<b>258,359.64</b>
<b>400 <u>Purchased Property Services</u></b>		
440 Rentals		14,800.33
<b>Total Purchased Property Services</b>		<b>14,800.33</b>
<b>500 <u>Other Purchased Services</u></b>		
520 Insurance-General		3,147.17
530 Communications		4,215.32
540 Advertising		13,554.84
550 Printing & Binding		5,747.87
580 Travel		6,163.93
<b>Total Other Purchased Services</b>		<b>32,829.13</b>
<b>600 <u>Supplies</u></b>		
610 General Supplies		27,152.66
<b>Total Supplies</b>		<b>27,152.66</b>
<b>700 <u>Property</u></b>		
750 Equipment - Original & Additional		1,492.93
<b>Total Property</b>		<b>1,492.93</b>
<b>800 <u>Other Objects</u></b>		
<b>Total Other Objects</b>		<b>7,331.96</b>
<b>Total 2300 Administration</b>		<b><u>1,152,193.76</u></b>

**2310 Board Services**

**300 Purchased Professional & Technical Services**

**Total Purchased Professional & Technical Services**

**500 Other Purchased Services**

520 Insurance-General

540 Advertising

580 Travel

**Total Other Purchased Services**

**600 Supplies**

610 General Supplies

**Total Supplies**

**800 Other Objects**

**Total Other Objects**

**Total 2310 Board Services**

**Federal**

**Total**

**27,937.00**

133.00

13,554.84

3,197.08

**16,884.92**

69.00

**69.00**

**3,864.03**

**48,754.95**

	<u>Federal</u>	<u>Total</u>
<b>2320 Board Treasurer Services</b>		
<b>100 <u>Personnel Services-Salaries</u></b>		
<b>Total Personnel Services-Salaries</b>		<b>2,345.76</b>
<b>200 <u>Personnel Services-Employee Benefits</u></b>		
220 Social Security Contributions		179.40
<b>Total Personnel Services-Employee Benefits</b>		<b>179.40</b>
<b>Total 2320 Board Treasurer Services</b>		<b><u>2,525.16</u></b>

	<u>Federal</u>	<u>Total</u>
<b>2330 Tax Assessment And Collection Services</b>		
<b>100 <u>Personnel Services-Salaries</u></b>		
<b>Total Personnel Services-Salaries</b>		<b>28,620.37</b>
<b>200 <u>Personnel Services-Employee Benefits</u></b>		
220 Social Security Contributions		2,250.31
230 PSERS Retirement Contributions		1,530.69
<b>Total Personnel Services-Employee Benefits</b>		<b>3,781.00</b>
<b>300 <u>Purchased Professional &amp; Technical Services</u></b>		
<b>Total Purchased Professional &amp; Technical Services</b>		<b>45,047.42</b>
<b>500 <u>Other Purchased Services</u></b>		
520 Insurance-General		3,014.17
530 Communications		2,933.18
550 Printing & Binding		4,529.23
<b>Total Other Purchased Services</b>		<b>10,476.58</b>
<b>600 <u>Supplies</u></b>		
610 General Supplies		151.07
<b>Total Supplies</b>		<b>151.07</b>
<b>Total 2330 Tax Assessment And Collection Services</b>		<b><u>88,076.44</u></b>

	<u>Federal</u>	<u>Total</u>
<b>2350 Legal and Accounting Services</b>		
<b>300 <u>Purchased Professional &amp; Technical Services</u></b>		
<b>Total Purchased Professional &amp; Technical Services</b>		<b>183,386.65</b>
<b>600 <u>Supplies</u></b>		
610 General Supplies		409.32
<b>Total Supplies</b>		<b>409.32</b>
<b>Total 2350 Legal and Accounting Services</b>		<b><u>183,795.97</u></b>

	<u>Elementary</u>	<u>Secondary</u>	<u>Federal</u>	<u>Total</u>
<b>2360 Office Of The Superintendent (Exec Dir.) Svcs.</b>				
<b>100 <u>Personnel Services-Salaries</u></b>				
<b>Total Personnel Services-Salaries</b>				<b>134,293.05</b>
<b>200 <u>Personnel Services-Employee Benefits</u></b>				
210 Grp Ins - Contracted Provider				45,960.42
220 Social Security Contributions				10,200.03
230 PSERS Retirement Contributions				22,735.83
<b>Total Personnel Services-Employee Benefits</b>				<b>78,896.28</b>
<b>300 <u>Purchased Professional &amp; Technical Services</u></b>				
<b>Total Purchased Professional &amp; Technical Services</b>				<b>1,443.57</b>
<b>400 <u>Purchased Property Services</u></b>				
440 Rentals				2,100.19
<b>Total Purchased Property Services</b>				<b>2,100.19</b>
<b>500 <u>Other Purchased Services</u></b>				
530 Communications	383.31	383.31		766.62
580 Travel				788.79
<b>Total Other Purchased Services</b>				<b>1,555.41</b>
<b>600 <u>Supplies</u></b>				
610 General Supplies				1,151.24
<b>Total Supplies</b>				<b>1,151.24</b>
<b>700 <u>Property</u></b>				
750 Equipment - Original & Additional				1,419.37
<b>Total Property</b>				<b>1,419.37</b>
<b>800 <u>Other Objects</u></b>				
<b>Total Other Objects</b>				<b>2,452.93</b>
<b>Total 2360 Office Of The Superintendent (Exec Dir.) Svcs.</b>				<b><u>223,312.04</u></b>

	<u>Elementary</u>	<u>Secondary</u>	<u>Federal</u>	<u>Total</u>
<b>2380 Office Of The Principal Services</b>				
<b>100 <u>Personnel Services-Salaries</u></b>				
<b>Total Personnel Services-Salaries</b>	<b>206,208.60</b>	<b>149,193.47</b>		<b>355,402.07</b>
<b>200 <u>Personnel Services-Employee Benefits</u></b>				
210 Grp Ins - Contracted Provider	60,816.36	60,816.36		121,632.72
220 Social Security Contributions	15,064.86	11,413.40		26,478.26
230 PSERS Retirement Contributions	33,339.52	25,258.68		58,598.20
<b>Total Personnel Services-Employee Benefits</b>	<b>109,220.74</b>	<b>97,488.44</b>		<b>206,709.18</b>
<b>300 <u>Purchased Professional &amp; Technical Services</u></b>				
<b>Total Purchased Professional &amp; Technical Services</b>	<b>300.00</b>	<b>245.00</b>		<b>545.00</b>
<b>400 <u>Purchased Property Services</u></b>				
440 Rentals	6,638.60	6,061.54		12,700.14
<b>Total Purchased Property Services</b>	<b>6,638.60</b>	<b>6,061.54</b>		<b>12,700.14</b>
<b>500 <u>Other Purchased Services</u></b>				
530 Communications	259.03	256.49		515.52
580 Travel	1,262.10	915.96		2,178.06
<b>Total Other Purchased Services</b>	<b>1,521.13</b>	<b>1,172.45</b>		<b>2,693.58</b>
<b>600 <u>Supplies</u></b>				
610 General Supplies	5,091.80	14,749.89		19,841.69
<b>Total Supplies</b>	<b>5,091.80</b>	<b>14,749.89</b>		<b>19,841.69</b>
<b>800 <u>Other Objects</u></b>				
<b>Total Other Objects</b>		<b>1,015.00</b>		<b>1,015.00</b>
<b>Total 2380 Office Of The Principal Services</b>	<b><u>328,980.87</u></b>	<b><u>269,925.79</u></b>		<b><u>598,906.66</u></b>



	<u>Federal</u>	<u>Total</u>
<b>2390 Other Administration Services</b>		
<b>500 <u>Other Purchased Services</u></b>		
550 Printing & Binding		1,218.64
<b>Total Other Purchased Services</b>		<b>1,218.64</b>
<b>600 <u>Supplies</u></b>		
610 General Supplies		5,530.34
<b>Total Supplies</b>		<b>5,530.34</b>
<b>700 <u>Property</u></b>		
750 Equipment - Original & Additional		73.56
<b>Total Property</b>		<b>73.56</b>
<b>Total 2390 Other Administration Services</b>		<b><u>6,822.54</u></b>

2400 Pupil Health

	<u>Federal</u>	<u>Total</u>
100 <u>Personnel Services-Salaries</u>		
Total Personnel Services-Salaries		<b>179,884.88</b>
200 <u>Personnel Services-Employee Benefits</u>		
210 Grp Ins - Contracted Provider		49,840.21
220 Social Security Contributions		13,760.96
230 PSERS Retirement Contributions		30,454.59
Total Personnel Services-Employee Benefits		<b>94,055.76</b>
300 <u>Purchased Professional &amp; Technical Services</u>		
Total Purchased Professional & Technical Services		<b>11,597.92</b>
500 <u>Other Purchased Services</u>		
580 Travel		1,840.92
Total Other Purchased Services		<b>1,840.92</b>
600 <u>Supplies</u>		
610 General Supplies		7,026.30
Total Supplies		<b>7,026.30</b>
Total 2400 Pupil Health		<b><u>294,405.78</u></b>

**2500 Business**

**100 Personnel Services-Salaries**

**Total Personnel Services-Salaries**

**Federal**

**Total**

**96,113.43**

**200 Personnel Services-Employee Benefits**

210 Grp Ins - Contracted Provider

35,256.96

220 Social Security Contributions

7,352.62

230 PSERS Retirement Contributions

16,272.01

250 Unemployment Compensation

7,022.57

**Total Personnel Services-Employee Benefits**

**65,904.16**

**300 Purchased Professional & Technical Services**

**Total Purchased Professional & Technical Services**

**38,542.79**

**400 Purchased Property Services**

440 Rentals

715.19

**Total Purchased Property Services**

**715.19**

**500 Other Purchased Services**

530 Communications

17,559.75

540 Advertising

(242.00)

**Total Other Purchased Services**

**17,317.75**

**600 Supplies**

610 General Supplies

3,913.74

**Total Supplies**

**3,913.74**

**700 Property**

750 Equipment - Original & Additional

7,351.62

**Total Property**

**7,351.62**

**800 Other Objects**

**Total Other Objects**

**79,732.31**

**Total 2500 Business**

**309,590.99**

	<u>Elementary</u>	<u>Secondary</u>	<u>Federal</u>	<u>Total</u>
<b>2600 Operation &amp; Maintenance of Plant Services</b>				
<b>100 Personnel Services-Salaries</b>				
<b>Total Personnel Services-Salaries</b>				<b>429,297.81</b>
<b>200 Personnel Services-Employee Benefits</b>				
210 Grp Ins - Contracted Provider				169,126.72
220 Social Security Contributions				32,784.51
230 PSERS Retirement Contributions				72,555.42
<b>Total Personnel Services-Employee Benefits</b>				<b>274,466.65</b>
<b>300 Purchased Professional &amp; Technical Services</b>				
<b>Total Purchased Professional &amp; Technical Services</b>				<b>55,185.10</b>
<b>400 Purchased Property Services</b>				
410 Cleaning Services				39,866.28
420 Utility Services				421,835.95
430 Repairs and Maintenance				68,251.04
440 Rentals				3,833.17
460 Extermination Services				1,117.00
<b>Total Purchased Property Services</b>				<b>534,903.44</b>
<b>500 Other Purchased Services</b>				
523 General Property and Liability Insurance				77,869.00
530 Communications				(6,168.93)
580 Travel				2,553.23
<b>Total Other Purchased Services</b>				<b>74,253.30</b>
<b>600 Supplies</b>				
610 General Supplies	11,610.66	46,269.39		57,880.05
620 Energy				70,259.40
<b>Total Supplies</b>				<b>128,139.45</b>
<b>700 Property</b>				
750 Equipment - Original & Additional				66,239.66
760 Equipment - Replacement				3,350.00
<b>Total Property</b>				<b>69,589.66</b>
<b>Total 2600 Operation &amp; Maintenance of Plant Services</b>				<b><u>1,565,835.41</u></b>

	<u>Federal</u>	<u>Total</u>
<b>2700 Student Transportation Services</b>		
<b>100 <u>Personnel Services-Salaries</u></b>		
<b>Total Personnel Services-Salaries</b>		<b>42,282.08</b>
<b>200 <u>Personnel Services-Employee Benefits</u></b>		
210 Grp Ins - Contracted Provider		8,516.28
220 Social Security Contributions		3,234.45
230 PSERS Retirement Contributions		7,043.17
<b>Total Personnel Services-Employee Benefits</b>		<b>18,793.90</b>
<b>300 <u>Purchased Professional &amp; Technical Services</u></b>		
<b>Total Purchased Professional &amp; Technical Services</b>		<b>10,245.00</b>
<b>500 <u>Other Purchased Services</u></b>		
511 St Tr Svc from an LEA In PA		6,300.00
513 St Tr Svc-Contr Carrier		1,779,934.69
516 St Tr Svc from the IU		33,413.92
530 Communications		87.75
<b>Total Other Purchased Services</b>		<b>1,819,736.36</b>
<b>700 <u>Property</u></b>		
750 Equipment - Original & Additional		2,285.53
<b>Total Property</b>		<b>2,285.53</b>
<b>Total 2700 Student Transportation Services</b>		<b><u>1,893,342.87</u></b>

	<u>Federal</u>	<u>Total</u>
<b>2800 Central</b>		
<b>300 <u>Purchased Professional &amp; Technical Services</u></b>		
<b>Total Purchased Professional &amp; Technical Services</b>		<b>450.00</b>
<b>500 <u>Other Purchased Services</u></b>		
580 Travel		284.60
<b>Total Other Purchased Services</b>		<b>284.60</b>
<b>600 <u>Supplies</u></b>		
610 General Supplies		7,582.92
<b>Total Supplies</b>		<b>7,582.92</b>
<b>700 <u>Property</u></b>		
750 Equipment - Original & Additional		10,121.58
<b>Total Property</b>		<b>10,121.58</b>
<b>800 <u>Other Objects</u></b>		
<b>Total Other Objects</b>		<b>310.50</b>
<b>Total 2800 Central</b>		<b><u>18,749.60</u></b>

2900 Other Support Services

500 Other Purchased Services

595 Intermediate Unit Payments by Withholding

**Total Other Purchased Services**

**Total 2900 Other Support Services**

Federal

Total

30,015.05

**30,015.05**

**30,015.05**

	<u>Federal</u>	<u>Total</u>
<b>3000 Operation of Noninstructional Services</b>		
<b>100 <u>Personnel Services-Salaries</u></b>		
<b>Total Personnel Services-Salaries</b>		<b>337,526.10</b>
<b>200 <u>Personnel Services-Employee Benefits</u></b>		
210 Grp Ins - Contracted Provider		15,327.37
220 Social Security Contributions		24,621.51
230 PSERS Retirement Contributions		49,993.30
<b>Total Personnel Services-Employee Benefits</b>		<b>89,942.18</b>
<b>300 <u>Purchased Professional &amp; Technical Services</u></b>		
<b>Total Purchased Professional &amp; Technical Services</b>		<b>34,465.39</b>
<b>500 <u>Other Purchased Services</u></b>		
510 Student Transportation Services		29,425.00
520 Insurance-General		60,192.00
530 Communications		160.15
580 Travel		3,555.33
<b>Total Other Purchased Services</b>		<b>93,332.48</b>
<b>600 <u>Supplies</u></b>		
610 General Supplies		94,935.93
620 Energy		6,156.18
630 Food		8,202.50
<b>Total Supplies</b>		<b>109,294.61</b>
<b>800 <u>Other Objects</u></b>		
<b>Total Other Objects</b>		<b>9,194.78</b>
<b>Total 3000 Operation of Noninstructional Services</b>		<b><u>673,755.54</u></b>



	<u>Federal</u>	<u>Total</u>
<b>3200 Student Activities</b>		
<b>100 <u>Personnel Services-Salaries</u></b>		
<b>Total Personnel Services-Salaries</b>		<b>337,526.10</b>
<b>200 <u>Personnel Services-Employee Benefits</u></b>		
210 Grp Ins - Contracted Provider		15,327.37
220 Social Security Contributions		24,621.51
230 PSERS Retirement Contributions		49,993.30
<b>Total Personnel Services-Employee Benefits</b>		<b>89,942.18</b>
<b>300 <u>Purchased Professional &amp; Technical Services</u></b>		
<b>Total Purchased Professional &amp; Technical Services</b>		<b>30,548.00</b>
<b>500 <u>Other Purchased Services</u></b>		
510 Student Transportation Services		29,425.00
520 Insurance-General		60,192.00
530 Communications		160.15
580 Travel		3,555.33
<b>Total Other Purchased Services</b>		<b>93,332.48</b>
<b>600 <u>Supplies</u></b>		
610 General Supplies		93,729.79
620 Energy		6,156.18
630 Food		8,202.50
<b>Total Supplies</b>		<b>108,088.47</b>
<b>800 <u>Other Objects</u></b>		
<b>Total Other Objects</b>		<b>9,194.78</b>
<b>Total 3200 Student Activities</b>		<b><u>668,632.01</u></b>

**3300 Community Services**

**300 Purchased Professional & Technical Services**

**Total Purchased Professional & Technical Services**

**600 Supplies**

610 General Supplies

**Total Supplies**

**Total 3300 Community Services**

**Federal**

**Total**

**3,917.39**

1,206.14

**1,206.14**

**5,123.53**

5000 Other Expenditures and Financing Uses

900 Other Financing Uses

930 Fund Transfers

Total Other Financing Uses

Total 5000 Other Expenditures and Financing Uses

Total

851,615.43

**851,615.43**

**851,615.43**

	<u>Federal</u>	<u>Total</u>
5200 Interfund Transfers Out		
900 <u>Other Financing Uses</u>		
930 Fund Transfers		851,615.43
<b>Total Other Financing Uses</b>		<b>851,615.43</b>
<b>Total 5200 Interfund Transfers Out</b>		<b><u>851,615.43</u></b>

5230 Capital Projects Fund Transfers

900 Other Financing Uses

939 Other Fund Transfers

**Total Other Financing Uses**

**Total 5230 Capital Projects Fund Transfers**

Federal

Total

686,845.43

**686,845.43**

**686,845.43**

	<u>Federal</u>	<u>Total</u>
5240 Debt Service Fund Transfers (to sinking fund)		
900 <u>Other Financing Uses</u>		
930 Fund Transfers		164,770.00
<b>Total Other Financing Uses</b>		<b>164,770.00</b>
<b>Total 5240 Debt Service Fund Transfers (to sinking fund)</b>		<b><u>164,770.00</u></b>

(PRINCIPAL AMOUNTS ONLY)

ALL GOVERNMENTAL FUND TYPES	Short-Term Borrowing	General Obligation Bonds	Authority Building Obligations	Other Long-Term Debt	Other Post Employment Benefits (OPEB)	Compensated Absences	Total
1 Debt at Beginning of Fiscal Year		3,455,000		570,371	556,625	335,430	4,917,426
2 Additional Debt Incurred During Year				120,300	584,569	125,595	830,464
3 Retirements and Repayments		85,000		259,871	330,921	142,992	818,784
4 Debt at End of Fiscal Year		3,370,000		430,800	810,273	318,033	4,929,106
5 Accreted Interest at End Of Fiscal Year							
6 Total Debt and Accreted Interest		3,370,000		430,800	810,273	318,033	4,929,106
7 Current Portion P&I - Due within 1 year		248,920		222,960		31,803	503,683
8 Interest Paid during current fiscal year		79,770					79,770

(PRINCIPAL AMOUNTS ONLY)

ALL PROPRIETARY FUND TYPES	Short-Term Borrowing	General Obligation Bonds	Authority Building Obligations	Other Long-Term Debt	Other Post Employment Benefits (OPEB)	Compensated Absences	Total
1 Debt at Beginning of Fiscal Year							
2 Additional Debt Incurred During Year							
3 Retirements and Repayments							
4 Debt at End of Fiscal Year							
5 Accreted Interest at End Of Fiscal Year							
6 Total Debt and Accreted Interest							
7 Current Portion P&I - Due within 1 year							
8 Interest Paid during current fiscal year							

**Total Principal and Interest Payments Made by Your School - All Funds**  
 (Include Payments From All Funds)

**TOTAL DEBT SERVICE PAYMENTS**

Function	Fund	Principal (910)	Principal (920)	Interest (830)	Total (Principal + Interest)	Miscellaneous Other Uses (990)
5110	10					
5110	20					
5110	30					
5110	40	85,000		79,770	164,770	
5120	10					
5120	20					
5120	30					
5120	40					
<b>Total Debt Payments - Governmental Funds</b>		<b>85,000</b>		<b>79,770</b>	<b>164,770</b>	
<hr/>						
5110	50					
5110	60					
5120	50					
5120	60					
<b>Total Debt Payments - Proprietary Funds</b>						
<hr/>						



**Bond Detail**

**Governmental Funds**

Debt Category	Debt Issue Date (MM/YYYY)	Principal Amounts Only				Current Portion Due Within One Year (Principal and Interest)	Interest Paid During Fiscal Year
		Debt at Beginning of Fiscal Year	Additions	Reductions / Repayments	Debt at End of Fiscal Year		
Other Long Term Debt/Liabilities		570,371	120,300	259,871	430,800	222,960	0
Other Post-Employment Benefits (OPEB)		556,625	584,569	330,921	810,273	0	0
Compensated Absences		335,430	125,595	142,992	318,033	31,803	0
General Obligation Bonds - (CIB)	09/ 2012	3,455,000	0	85,000	3,370,000	248,920	79,770
<b>Totals for Debt Entered:</b>		<b>4,917,426</b>	<b>830,464</b>	<b>818,784</b>	<b>4,929,106</b>	<b>503,683</b>	<b>79,770</b>



**Tuition Paid to Other LEAs During Fiscal Year**

Tuition Reported in General Fund Expenditures 1000-560  
 Purchased Services in General Fund Expenditures 1000-594 and 1000-597

**Amount**

1,127,123.47

**Total**

1,127,123.47

**Tuition Paid to Institution Types During Fiscal Year**

**Tuition Paid For  
Nonspecial Education**

**Tuition Paid For  
Special Education**

1	1306 Institutions		
2	Institutionalized Children's Programs		
3	Juveniles incarcerated in adult facilities		
4	Residential Treatment Facilities		
5	Other Local Education Agencies		98,235.23
6	Brick and Mortar Charter Schools	62,570.55	3,633.87
7	Cyber Charter Schools	327,423.61	
8	Career and Technology Centers	327,214.00	
9	Approved Private Schools	90,410.47	76,935.67
10	PA Chartered Schools for the Deaf and Blind		
11	Private Residential Rehabilitative Institutions	17,344.61	4,236.00
12	Juvenile detention centers		
13	Special Program Jointures		
14	Other Tuition Not Included Elsewhere In This Section	115,766.34	3,353.12
<b>Total Amounts Paid to Institutions</b>		<u>940,729.58</u>	<u>186,393.89</u>

**DO NOT INCLUDE FEDERAL EXPENDITURES**

FUNCTION-OBJECT	ELEMENTARY	SECONDARY	TOTAL
1100-322		30,000.00	30,000.00
1100-323		500.00	500.00
1100-324			
1100-329			
<b>Total 320</b>		<b>30,500.00</b>	<b>30,500.00</b>
1200-322	20,114.67	470,830.15	490,944.82
1200-323	550.00		550.00
1200-324			
1200-329			
<b>Total 320</b>	<b>20,664.67</b>	<b>470,830.15</b>	<b>491,494.82</b>
1300-322			
1300-323			
1300-324			
1300-329			
<b>Total 320</b>			
2200-322			
2200-323			
2200-324			
2200-329			
<b>Total 320</b>			
2400-322			
2400-323			
2400-324			
2400-329			
<b>Total 320</b>			
2450-322			
2450-323			
2450-324			
2450-329			
<b>Total 320</b>			
2900-322			
2900-323			
2900-324			
2900-329			
<b>Total 320</b>			

	<u>Federal</u>	<u>Total</u>
<b>1190 Federally Funded Regular Programs</b>		
<b>100 <u>Personnel Services-Salaries</u></b>		
<b>Total Personnel Services-Salaries</b>	<b>215,265.90</b>	<b>215,265.90</b>
<b>200 <u>Personnel Services-Employee Benefits</u></b>		
210 Grp Ins - Contracted Provider	47,321.22	47,321.22
220 Social Security Contributions	14,183.66	14,183.66
230 PSERS Retirement Contributions	33,842.70	33,842.70
<b>Total Personnel Services-Employee Benefits</b>	<b>95,347.58</b>	<b>95,347.58</b>
<b>600 <u>Supplies</u></b>		
610 General Supplies	637.52	637.52
<b>Total Supplies</b>	<b>637.52</b>	<b>637.52</b>
<b>Total 1190 Federally Funded Regular Programs</b>	<b><u>311,251.00</u></b>	<b><u>311,251.00</u></b>

	<u>Elementary</u>	<u>Secondary</u>	<u>Total</u>
<b>1243 Gifted Support</b>			
<b>100 Personnel Services-Salaries</b>			
<b>Total Personnel Services-Salaries</b>	<b>10,176.92</b>	<b>3,636.18</b>	<b>13,813.10</b>
<b>200 Personnel Services-Employee Benefits</b>			
210 Grp Ins - Contracted Provider	12,774.76		12,774.76
220 Social Security Contributions	778.64	278.12	1,056.76
230 PSERS Retirement Contributions	1,722.99	615.60	2,338.59
<b>Total Personnel Services-Employee Benefits</b>	<b>15,276.39</b>	<b>893.72</b>	<b>16,170.11</b>
<b>500 Other Purchased Services</b>			
580 Travel		25.00	25.00
<b>Total Other Purchased Services</b>		<b>25.00</b>	<b>25.00</b>
<b>600 Supplies</b>			
610 General Supplies		120.00	120.00
<b>Total Supplies</b>		<b>120.00</b>	<b>120.00</b>
<b>Total 1243 Gifted Support</b>	<b><u>25,453.31</u></b>	<b><u>4,674.90</u></b>	<b><u>30,128.21</u></b>

	<u>Elementary</u>	<u>Secondary</u>	<u>Federal</u>	<u>Total</u>
<b>2250 School Library Services</b>				
<b>100 Personnel Services-Salaries</b>				
<b>Total Personnel Services-Salaries</b>	<b>70,523.44</b>	<b>58,022.64</b>		<b>128,546.08</b>
<b>200 Personnel Services-Employee Benefits</b>				
210 Grp Ins - Contracted Provider	21,326.14	21,326.14		42,652.28
220 Social Security Contributions	5,395.00	4,438.73		9,833.73
230 PSERS Retirement Contributions	11,939.70	9,823.31		21,763.01
240 Tuition Reimbursements		1,190.00		1,190.00
<b>Total Personnel Services-Employee Benefits</b>	<b>38,660.84</b>	<b>36,778.18</b>		<b>75,439.02</b>
<b>400 Purchased Property Services</b>				
<b>Total Purchased Property Services</b>		<b>2,516.40</b>		<b>2,516.40</b>
<b>600 Supplies</b>				
610 General Supplies	807.28			807.28
640 Books & Periodicals		5,928.39		5,928.39
<b>Total Supplies</b>	<b>807.28</b>	<b>5,928.39</b>		<b>6,735.67</b>
<b>Total 2250 School Library Services</b>	<b><u>109,991.56</u></b>	<b><u>103,245.61</u></b>		<b><u>213,237.17</u></b>

**2750 Nonpublic Transportation**

**Total**

**500 Other Purchased Services**

513 St Tr Svc-Contr Carrier

713,874.19

**Total Other Purchased Services**

**713,874.19**

**Total 2750 Nonpublic Transportation**

**713,874.19**



I. Student Transportation Services for Educational Field Trips

II. Student Transportation Services for Student Activities

III. Rental of Vehicles for Student Transportation Services

IV. Capital Reserve (Special Revenue) Fund

Include only district-owned transportation expenditures paid from State or local money.

DO NOT include federal expenditures or payments to contract service providers.

Contracted transportation services should not be recorded on this schedule.

Function	Object	Amount	Function	Object	Amount	Function	Object	Amount
----------	--------	--------	----------	--------	--------	----------	--------	--------

NOTE: Only reimbursable encumbrances will be included in your Actual Instructional Expense calculation.

TOTAL ENCUMBRANCES:

**NOTE: Report expenditures that are paid out of the special revenue fund and/or capital project fund that would be considered reimbursable if they were made from the general fund. See Instructions.**

**NOTE: You Must Complete This Schedule If You Desire A Certified Restricted Indirect Cost Rate**

Expenditures considered allowable indirect costs for the listed functions, and a brief explanation of those expenditures.

Function	Indirect Costs (General Fund Only)	Termination or Leave Payout Salaries Object 115	Explanation
2300			General Audit expenditures only
2310			Business Manager expenditures coded to 2310**
2500			
2830			
2840			
<b>Total</b>			

\*\* Function 2310 should only be used to report Business Manager related expenditures if the Business Manager also holds the position of Board Secretary.

All Termination/Leave Payout Salaries	
Function-Object	Amount
1000-115	229,270.00
2000-115	
3000-115	
<b>Total</b>	<b>229,270.00</b>

On the schedule below, report the amount of expenditures by fund for the functions and objects listed. These expenditures are considered (1) unallowable as indirect costs and must be eliminated from the indirect cost calculation, (2) included in the base for allocation, or (3) are allowable as indirect costs but are not reported in the Annual Financial Report. All other expenditures used in the Indirect Cost Rate Computation are reported in the Annual Financial Report.

**LEA acknowledges that calculation of a Restricted Indirect Cost Rate is not being requested for 2015 - 2016**

**LEA acknowledges there are no 2990-899 pass thru funds to report.**

General Fund Expenditures	
Function-Object	Amount
1000-322	
1000-323	
1200-594	
1200-597	
2300-820	
2500-432	
2500-810	
2900-595	
2900-596	
2990-899	

Food Costs: Cafeteria or General Fund	
Function-Object	Amount
3100-571	
3100-630	

<b>FUNCTION</b>	<b>SPECIAL EDUCATION</b>	<b>NONSPECIAL EDUCATION</b>	<b>TOTAL</b>
2120 Guidance Services	79,910.03	306,497.39	386,407.42
2140 Psychological Services	25,636.04	98,327.84	123,963.88
2150 Speech Pathology And Audiology Services			
2160 Social Work Services			
2260 Instruction and Curriculum Development Services	19,740.80	75,716.43	95,457.23
2350 Legal and Accounting Services	38,009.47	145,786.50	183,795.97
2420 Medical Services	126.82	486.41	613.23
2440 Nursing Services			
2700 Student Transportation Services	391,548.08	1,501,794.79	1,893,342.87
<b>TOTAL</b>	<b>554,971.24</b>	<b>2,128,609.36</b>	<b>2,683,580.60</b>

**Benefits for Staff Relative to  
Collective Bargaining Agreements**

	<b>OBJECT</b>	<b>COVERED</b>	<b>NOT COVERED</b>	<b>TOTAL</b>
<b>10 General Fund</b>				
	211 Medical Insurance	2,067,063.50	419,298.98	2,486,362.48
	212 Dental Insurance			
	215 Eye Care Insurance			
	216 Prescription Insurance			
	271 Self-Insurance Medical Health Benefits			
	272 Self-Insurance Dental Health Benefits			
	275 Self-Insurance Eye Care Health Benefits			
	276 Self-Insurance Prescription Health Benefits			
	<b>FUND TOTAL</b>	<b>2,067,063.50</b>	<b>419,298.98</b>	<b>2,486,362.48</b>
<b>50 Enterprise Fund</b>				
	211 Medical Insurance			
	212 Dental Insurance			
	215 Eye Care Insurance			
	216 Prescription Insurance			
	271 Self-Insurance Medical Health Benefits			
	272 Self-Insurance Dental Health Benefits			
	275 Self-Insurance Eye Care Health Benefits			
	276 Self-Insurance Prescription Health Benefits			
	<b>FUND TOTAL</b>			
<b>60 Internal Service Fund</b>				
	211 Medical Insurance			
	212 Dental Insurance			
	215 Eye Care Insurance			
	216 Prescription Insurance			
	271 Self-Insurance Medical Health Benefits			
	272 Self-Insurance Dental Health Benefits			
	275 Self-Insurance Eye Care Health Benefits			
	276 Self-Insurance Prescription Health Benefits			
	<b>FUND TOTAL</b>			
	<b>TOTAL FOR ALL FUNDS</b>	<b>2,067,063.50</b>	<b>419,298.98</b>	<b>2,486,362.48</b>

<u>General Fund Expenditures: Functions</u>	1000	2000	3100	3200	3300	4000	Object Total
100 Personnel Services-Salaries	7,325.55						7,325.55
200 Personnel Services-Employee Benefits	1,800.70						1,800.70
300 Purchased Professional & Technical Service							
400 Purchased Property Services							
500 Other Purchased Services							
600 Supplies	551.62						551.62
700 Property							
810 Dues And Fees							
820 Claims and Judgments Against the LEA							
890 Miscellaneous Expenditures							
<b><u>Total GF Expenditures: Functions</u></b>	<b>9,677.87</b>						<b>9,677.87</b>

<u>General Fund Expenditures: Sub Functions</u>	1500	1600	1700	2280	2450	2750	Object Total
100 Personnel Services-Salaries							
200 Personnel Services-Employee Benefits							
300 Purchased Professional & Technical Service							
400 Purchased Property Services							
500 Other Purchased Services							
600 Supplies							
700 Property							
810 Dues And Fees							
820 Claims and Judgments Against the LEA							
890 Miscellaneous Expenditures							
<b><u>Total GF Expenditures: Sub Functions</u></b>							

<u>Enterprise Fund Expenses</u>	Fund 51	Funds 52-58	Account Total
100 Salaries			
200 Employee Benefits			
300 Purchased Professional and Technical Servi			
400 Purchased Property Services			
500 Other Purchased Service			
600 Supplies			
700 Property			
810 Dues and Fees			
820 Claims and Judgments Against the LEA			
890 Other Operating Expenditures			
<b><u>Total Enterprise Fund Expenses</u></b>			

### PSERS Salary Data (School Districts Only)

Amount Description	Amount
Total Salary Base for salaries subject to PSERS withholding	8,156,917.24
Total Federally Funded salaries subject to PSERS withholding	403,749.90

### Title I Expenditure Data (School Districts and Charter Schools)

Amount Description	Amount
Expenditures Funded with Current Title I Funds	
Expenditures Funded with Carry over Title I Funds	
<b>Total Title I Expenditures</b>	<hr/>

### Title I ARRA Amount (School Districts and Charter Schools)

Amount Description	Amount
Portion of Total Title I Expenditures funded with ARRA Title I	



**Federal Revenues** as reported in the General Fund Revenue Detail

**Non-ARRA Revenue**

Federal Revenue: 8110-8690, 8810-8830	436,382.36	
Federal Pass Thru Revenue: 6831, 6832, 6839	216,250.00	
<b>Total Non-ARRA Federal Revenue</b>		652,632.36

**ARRA Revenue**

Federal ARRA BEF Revenue: 8708	0.00	
Federal ARRA Edujobs Revenue: 8709	0.00	
Federal ARRA Revenue: 8701-8707, 8721-8799	0.00	
Federal ARRA Pass Thru Revenue: 6833-6836	9,677.87	
<b>Total ARRA Federal Revenue</b>		9,677.87

<b>Total Federal Revenue</b>		662,310.23
------------------------------	--	------------

**Federal Expenditures:** as reported in the General Fund Expenditure Detail (Federal Column)

Function 1000	758,551.23	
Function 2000	310.03	
Function 3000	0.00	
Function 4000	0.00	
Function 5000	0.00	

<b>Total Federal Expenditures reported in General Fund</b>		758,861.26
--	--	------------