

**Gordon Bernell Charter School
Finance Committee Meeting
Tuesday November 7, 2017**

I. BUDGET*

- BAR 001-030-1718-0006-I
- BAR 001-030-1718-0007-I

II. FINANCIAL STATEMENT REPORTS AS OF OCTOBER 31, 2017

- Budget Analysis
- Budget to Actual – Expenditure and Revenue
- Statement of Revenues, Expenditures and Changes in Fund Balance
- Balance Sheet Report

III. BANK RECONCILIATION REPORTS

- October 2017

IV. PAYROLL & ACCOUNTS PAYABLE PAYMENT VOUCHERS *

- October 2017

V. OTHER

- Audit Update

* Requires Governing Council approval.

Must submit backup for all BARs,
except transfers of funds for SEG or
direct grants

STATE OF NEW MEXICO
PUBLIC EDUCATION DEPARTMENT
300 Don Gaspar Santa Fe, NM 87501-2786
Budget Adjustment Request

Page 2 of 21
Doc. ID: 001-030-1718-0006-I
Fund Type: Flowthrough
Adjustment Type: Increase

Fiscal Year: 2017-2018

Entity Name: Gordon Bernell Charter School

Adjustment Changes Intent/Scope of Program Yes or No?: No

Contact: Chandra McCray, Business Manager

Total Approved Budget (Flowthrough):

Phone: 505-948-8222

Email: chandra.mccray@gmail.com

FLOWTHROUGH ONLY	Budget Period: 07/01/2017	To: 06/30/2018
A. Approved Carryover:		
B. Total Current Year Allocation:		
D. Total Funding Available:		

Revenue 24106.0000.41924 \$7,437

Fund	Function	Object	Program	Job Class	Present Budget	Adj Amt Exp	Adj Budget	ADD'L FTE
24106 Entitlement IDEA-B	2100 Support Services-Students	51100 Salaries Expense	2000 Special Programs	1214 Guidance Counselors/Soc ial Workers	\$22,514	\$7,437	\$29,951	0.74
Sub Total						\$7,437		0.74
Indirect Cost								
DOC. TOTAL						\$7,437		

Justification:

Carryover

Compliance with Sections 10-15-1 and 22-8-12, NMSA, 1978 Compilation:

A. The requested budget/changes were authorized at a scheduled Board of Education or Governance Council meeting open to the public on:

B. Justification for the transfer: Explanation such as "underbudgeted", "insufficient budget", or "needed to close out Project" ARE NOT ACCEPTABLE. Attach additional sheets if necessary.

ALL TRANSFER BARS MUST NET OUT TO ZERO ON THE DOC. TOTAL LINE.

Must submit backup for all BARs,
except transfers of funds for SEG or
direct grants

STATE OF NEW MEXICO
PUBLIC EDUCATION DEPARTMENT
300 Don Gaspar Santa Fe, NM 87501-2786
Budget Adjustment Request

Page 3 of 21
Doc. ID: 001-030-1718-0007-1
Fund Type: Flowthrough
Adjustment Type: Increase

Fiscal Year: 2017-2018

Entity Name: Gordon Bernell Charter School

Adjustment Changes Intent/Scope of Program Yes or No?: No

Contact: Chandra McCray, Business Manager

Total Approved Budget (Flowthrough):

Phone: 505-948-8222

Email: chandra.mccray@gmail.com

FLOWTHROUGH ONLY <p style="text-align: center;">Budget Period: 07/01/2017 To: 06/30/2018</p> <p style="text-align: center;">A. Approved Carryover:</p> <p style="text-align: center;">B. Total Current Year Allocation:</p> <p style="text-align: center;">D. Total Funding Available:</p>
--

Revenue 24154.0000.41924 \$17,645

Fund	Function	Object	Program	Job Class	Present Budget	Adj Amt Exp	Adj Budget	ADD'L FTE
24154 Teacher/ Principal Training & Recruiting	1000 Instruction	53330 Professional Development	1010 Regular Education (K- 12) Programs	0000 No Job Class	\$35,232	\$17,645	\$52,877	
Sub Total						\$17,645		
Indirect Cost								
DOC. TOTAL						\$17,645		

Justification:

Carryover

Compliance with Sections 10-15-1 and 22-8-12, NMSA, 1978 Compilation:

A. The requested budget/changes were authorized at a scheduled Board of Education or Governance Council meeting open to the public on:

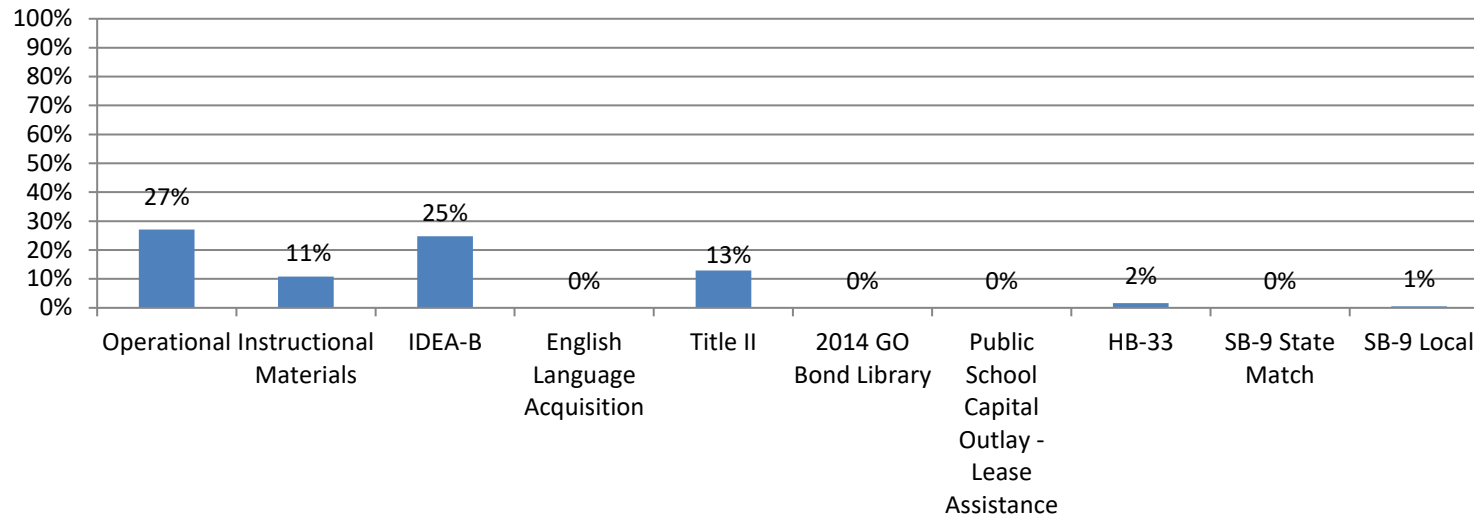
B. Justification for the transfer: Explanation such as "underbudgeted", "insufficient budget", or "needed to close out Project" ARE NOT ACCEPTABLE. Attach additional sheets if necessary.

ALL TRANSFER BARS MUST NET OUT TO ZERO ON THE DOC. TOTAL LINE.

**Gordon Bernell Charter School
Budget Analysis
As of October 31, 2017**

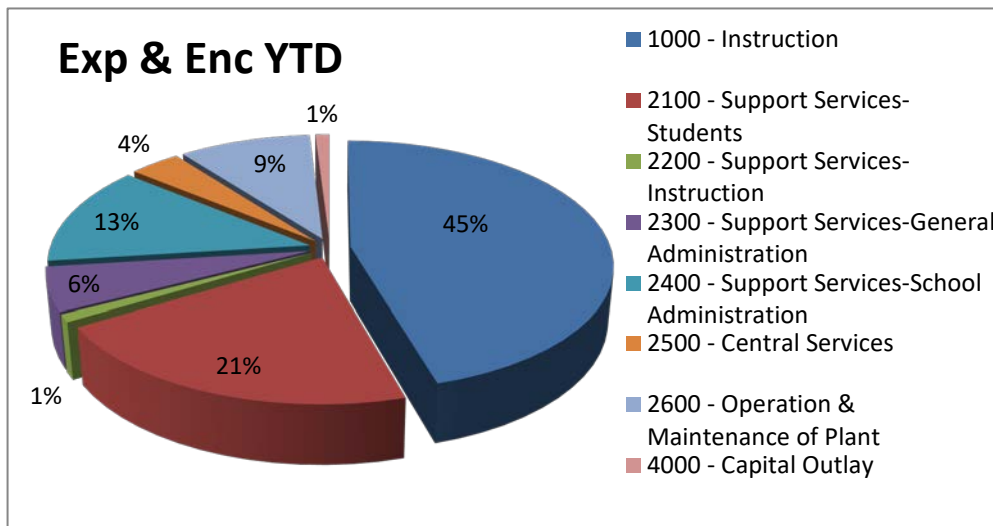
Fund	Budget (YTD)	Actual (YTD)	Encumbrance	Balance	%age Spent
Operational	\$3,363,725	\$910,298	\$1,974,216	\$479,211	27%
Instructional Materials	\$89,851	\$9,718	\$8,284	\$71,850	11%
IDEA-B	\$22,514	\$5,574	\$0	\$16,940	25%
English Language Acquisition	\$65	\$0	\$0	\$65	0%
Title II	\$35,232	\$4,551	\$95	\$30,586	13%
2014 GO Bond Library	\$4,068	\$0	\$0	\$4,068	0%
Public School Capital Outlay - Lease Assistance	\$0	\$0	\$0	\$0	#DIV/0!
HB-33	\$251,098	\$4,157	\$2,943	\$243,998	2%
SB-9 State Match	\$0	\$5,356	\$9,050	-\$14,406	#DIV/0!
SB-9 Local	\$524,435	\$2,632	\$12,695	\$509,107	1%
Total	\$4,290,988	\$942,286	\$2,007,283	\$1,341,419	

Percentage of Budget Allocated



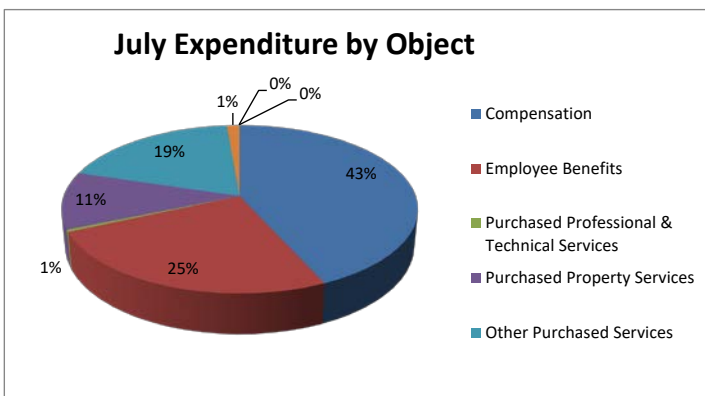
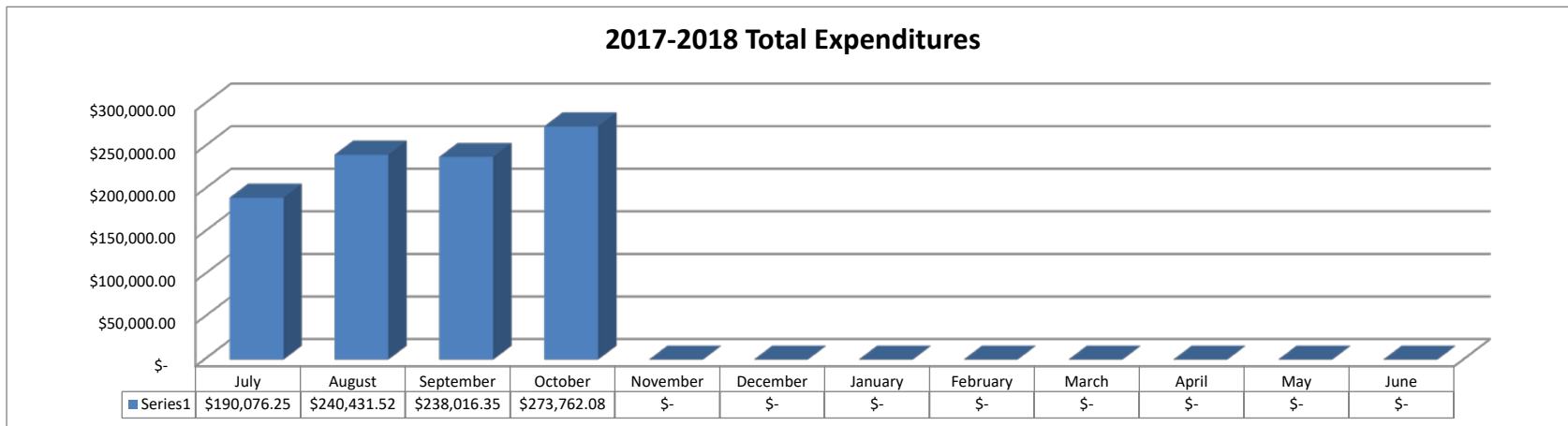
**Gordon Bernell Charter School
Expenditures YTD
As of October 31, 2017**

Function	Exp & Enc YTD
1000 - Instruction	\$ 1,343,461.13
2100 - Support Services-Students	\$ 613,912.53
2200 - Support Services-Instruction	\$ 29,524.16
2300 - Support Services-General Administration	\$ 166,772.17
2400 - Support Services-School Administration	\$ 380,659.88
2500 - Central Services	\$ 107,575.65
2600 - Operation & Maintenance of Plant	\$ 278,439.43
4000 - Capital Outlay	\$ 29,224.18
	<u>\$ 2,949,569.13</u>



Gordon Bernell Charter School
 Monthly Expenditure Analysis
 As of October 31, 2017

Expenditure	July	August	September	October	November	December	January	February	March	April	May	June	Total	Dec %age
Compensation	\$ 82,162.25	\$ 158,416.02	\$ 145,707.12	\$ 143,084.68									\$ 529,370.07	#DIV/0!
Employee Benefits	\$ 47,594.27	\$ 50,820.18	\$ 48,512.78	\$ 45,917.40									\$ 192,844.63	#DIV/0!
Purchased Professional & Technical Services	\$ 796.96	\$ 9,039.52	\$ 14,882.88	\$ 15,080.45									\$ 39,799.81	#DIV/0!
Purchased Property Services	\$ 20,951.01	\$ 9,512.60	\$ 20,838.20	\$ 27,347.30									\$ 78,649.11	#DIV/0!
Other Purchased Services	\$ 35,993.83	\$ 1,409.13	\$ 4,577.78	\$ 15,204.38									\$ 57,185.12	#DIV/0!
Supplies	\$ 2,577.93	\$ 10,324.79	\$ 3,497.59	\$ 5,220.21									\$ 21,620.52	#DIV/0!
Property	\$ -	\$ 909.28	\$ -	\$ 21,907.66									\$ 22,816.94	#DIV/0!
Debt Service and Miscellaneous	\$ -												\$ -	#DIV/0!
Total	\$ 190,076.25	\$ 240,431.52	\$ 238,016.35	\$ 273,762.08	\$ -	\$ -	\$ -	\$ -	\$ -	\$ -	\$ -	\$ -	\$ 942,286.20	#DIV/0!



Cycle: FY2018; Begin Date: 10/1/2017; End Date: 10/31/2017; Account Type: Revenue; Subtotal Elements: Fund,Function; Filter: ([Fund] >= '11000'); Subtotal By Account Type: Yes

Account Code	Description	Actual (Date Range)	Budget (YTD)	Actual (YTD)	Encumbrance (YTD)	Available (YTD)	% of Budget
11000-0000-41701-0000-001030-0000	Fees - Activities	\$ (50.00)	\$ -	\$ (130.00)	\$ -	\$ 130.00	0.00
11000-0000-43101-0000-001030-0000	Revenue/Balance Sheet-State Equalization	\$ (241,187.80)	\$ (2,887,953.00)	\$ (958,449.80)	\$ -	\$ (1,929,503.20)	33.18
Subtotal of Element: Revenue		\$ (241,237.80)	\$ (2,887,953.00)	\$ (958,579.80)	\$ -	\$ (1,929,373.20)	33.19
Subtotal of Element: [Function] 0000 - Revenue		\$ (241,237.80)	\$ (2,887,953.00)	\$ (958,579.80)	\$ -	\$ (1,929,373.20)	33.19
Subtotal of Element: [Fund] 11000 - Operational		\$ (241,237.80)	\$ (2,887,953.00)	\$ (958,579.80)	\$ -	\$ (1,929,373.20)	33.19
14000-0000-43202-0000-001030-0000	State Flow-through Grant	\$ (10,958.84)	\$ (11,232.00)	\$ (10,958.84)	\$ -	\$ (273.16)	97.56
Subtotal of Element: Revenue		\$ (10,958.84)	\$ (11,232.00)	\$ (10,958.84)	\$ -	\$ (273.16)	97.57
Subtotal of Element: [Function] 0000 - Revenue		\$ (10,958.84)	\$ (11,232.00)	\$ (10,958.84)	\$ -	\$ (273.16)	97.57
Subtotal of Element: [Fund] 14000 - Total Instructional Materials Sub-Fund		\$ (10,958.84)	\$ (11,232.00)	\$ (10,958.84)	\$ -	\$ (273.16)	97.57
24106-0000-41924-0000-001030-0000	Flowthrough Grants from District	\$ -	\$ (22,514.00)	\$ -	\$ -	\$ (22,514.00)	0.00
Subtotal of Element: Revenue		\$ -	\$ (22,514.00)	\$ -	\$ -	\$ (22,514.00)	0.00
Subtotal of Element: [Function] 0000 - Revenue		\$ -	\$ (22,514.00)	\$ -	\$ -	\$ (22,514.00)	0.00
Subtotal of Element: [Fund] 24106 - Entitlement IDEA-B		\$ -	\$ (22,514.00)	\$ -	\$ -	\$ (22,514.00)	0.00
24153-0000-41924-0000-001030-0000	Flowthrough Grants from District	\$ -	\$ (65.00)	\$ -	\$ -	\$ (65.00)	0.00
Subtotal of Element: Revenue		\$ -	\$ (65.00)	\$ -	\$ -	\$ (65.00)	0.00
Subtotal of Element: [Function] 0000 - Revenue		\$ -	\$ (65.00)	\$ -	\$ -	\$ (65.00)	0.00
Subtotal of Element: [Fund] 24153 - English Language Acquisition		\$ -	\$ (65.00)	\$ -	\$ -	\$ (65.00)	0.00
24154-0000-41924-0000-001030-0000	Flowthrough Grants from District	\$ -	\$ (35,232.00)	\$ -	\$ -	\$ (35,232.00)	0.00
Subtotal of Element: Revenue		\$ -	\$ (35,232.00)	\$ -	\$ -	\$ (35,232.00)	0.00
Subtotal of Element: [Function] 0000 - Revenue		\$ -	\$ (35,232.00)	\$ -	\$ -	\$ (35,232.00)	0.00
Subtotal of Element: [Fund] 24154 - Teacher/Principal Training & Recruiting		\$ -	\$ (35,232.00)	\$ -	\$ -	\$ (35,232.00)	0.00
27107-0000-43204-0000-001030-0000	Prior Year Balances	\$ -	\$ (4,068.00)	\$ -	\$ -	\$ (4,068.00)	0.00
Subtotal of Element: Revenue		\$ -	\$ (4,068.00)	\$ -	\$ -	\$ (4,068.00)	0.00
Subtotal of Element: [Function] 0000 - Revenue		\$ -	\$ (4,068.00)	\$ -	\$ -	\$ (4,068.00)	0.00
Subtotal of Element: [Fund] 27107 - Literacy For Children @ Risk PED		\$ -	\$ (4,068.00)	\$ -	\$ -	\$ (4,068.00)	0.00
31600-0000-41110-0000-001030-0000	Ad Valorem Taxes - School District	\$ (400.98)	\$ (251,098.00)	\$ (5,656.14)	\$ -	\$ (245,441.86)	2.25
Subtotal of Element: Revenue		\$ (400.98)	\$ (251,098.00)	\$ (5,656.14)	\$ -	\$ (245,441.86)	2.25
Subtotal of Element: [Function] 0000 - Revenue		\$ (400.98)	\$ (251,098.00)	\$ (5,656.14)	\$ -	\$ (245,441.86)	2.25
Subtotal of Element: [Fund] 31600 - Capital Improvements HB-33		\$ (400.98)	\$ (251,098.00)	\$ (5,656.14)	\$ -	\$ (245,441.86)	2.25
31701-0000-41110-0000-001030-0000	Ad Valorem Taxes - School District	\$ (297.75)	\$ (123,914.00)	\$ (3,784.10)	\$ -	\$ (120,129.90)	3.05
Subtotal of Element: Revenue		\$ (297.75)	\$ (123,914.00)	\$ (3,784.10)	\$ -	\$ (120,129.90)	3.05
Subtotal of Element: [Function] 0000 - Revenue		\$ (297.75)	\$ (123,914.00)	\$ (3,784.10)	\$ -	\$ (120,129.90)	3.05
Subtotal of Element: [Fund] 31701 - Capital Improvements SB-9 Local		\$ (297.75)	\$ (123,914.00)	\$ (3,784.10)	\$ -	\$ (120,129.90)	3.05
Total		\$ (252,895.37)	\$ (3,336,076.00)	\$ (978,978.88)	\$ -	\$ (2,357,097.12)	29.35

Cycle: FY2018; Begin Date: 10/1/2017; End Date: 10/31/2017; Account Type: Expenditure; Subtotal Elements: Fund,Function; Filter: ((Fund) >= '11000'); Subtotal By Account Type: Yes

Account Code	Description	Actual (Date Range)	Budget (YTD)	Actual (YTD)	Encumbrance (YTD)	Available (YTD)	% of Budget
11000-1000-51100-0000-001030-1611	Instruction-Salaries Expense	\$ 3,378.10	\$ 37,159.00	\$ 8,445.25	\$ 28,713.75	\$ -	22.72
11000-1000-51100-0000-001030-1613	Instruction-Salaries Expense	\$ -	\$ 5,997.00	\$ 5,996.05	\$ -	\$ 0.95	99.98
11000-1000-51100-1010-001030-1411	Instruction-Salaries Expense	\$ 60,962.04	\$ 834,157.00	\$ 221,013.31	\$ 518,176.91	\$ 94,966.78	26.49
11000-1000-51100-2000-001030-1412	Instruction-Salaries Expense	\$ 14,633.64	\$ 178,283.00	\$ 53,896.63	\$ 124,386.21	\$ 0.16	30.23
11000-1000-51300-1010-001030-1411	Instruction-Additional Compensation	\$ -	\$ -	\$ 483.08	\$ 433.54	\$ (916.62)	0.00
11000-1000-52111-0000-001030-0000	Instruction-Educational Retirement	\$ 10,977.34	\$ 147,237.00	\$ 39,453.47	\$ 93,383.03	\$ 14,400.50	26.79
11000-1000-52112-0000-001030-0000	Instruction-ERA - Retiree Health	\$ 1,579.50	\$ 21,256.00	\$ 5,676.84	\$ 13,436.66	\$ 2,142.50	26.70
11000-1000-52210-0000-001030-0000	Instruction-FICA Payments	\$ 4,634.36	\$ 65,869.00	\$ 17,079.00	\$ 39,425.52	\$ 9,364.48	25.92
11000-1000-52220-0000-001030-0000	Instruction-Medicare Payments	\$ 1,083.86	\$ 15,413.00	\$ 3,994.33	\$ 9,220.56	\$ 2,198.11	25.91
11000-1000-52311-0000-001030-0000	Instruction-Health and Medical Premiums	\$ 6,703.36	\$ 90,549.00	\$ 19,783.80	\$ 52,991.37	\$ 17,773.83	21.84
11000-1000-52312-0000-001030-0000	Instruction-Life	\$ 80.49	\$ 1,254.00	\$ 273.91	\$ 623.36	\$ 356.73	21.84
11000-1000-52313-0000-001030-0000	Instruction-Dental	\$ 430.00	\$ 4,649.00	\$ 1,238.63	\$ 3,127.90	\$ 282.47	26.64
11000-1000-52314-0000-001030-0000	Instruction-Vision	\$ 67.92	\$ 1,059.00	\$ 236.98	\$ 572.28	\$ 249.74	22.37
11000-1000-52315-0000-001030-0000	Instruction-Disability	\$ 878.79	\$ 2,251.00	\$ 1,287.71	\$ 1,354.56	\$ (391.27)	57.20
11000-1000-52316-0000-001030-0000	Instruction-Other Insurance	\$ 312.59	\$ -	\$ 312.59	\$ -	\$ (312.59)	0.00
11000-1000-52500-0000-001030-0000	Instruction-Unemployment Compensation	\$ (1,687.86)	\$ 12,083.00	\$ 981.73	\$ 8,457.76	\$ 2,643.51	8.12
11000-1000-52710-0000-001030-0000	Instruction-Workers Compensation Premium	\$ -	\$ 15,413.00	\$ 13,373.12	\$ -	\$ 2,039.88	86.76
11000-1000-52720-0000-001030-0000	Instruction-Workers Compensation Employer	\$ 2.30	\$ 259.00	\$ 38.23	\$ 205.26	\$ 15.51	14.76
11000-1000-53330-1010-001030-0000	Instruction-Professional Development	\$ -	\$ 2,000.00	\$ -	\$ -	\$ 2,000.00	0.00
11000-1000-53711-1010-001030-0000	Instruction-Other Charges	\$ -	\$ 500.00	\$ -	\$ -	\$ 500.00	0.00
11000-1000-55819-1010-001030-0000	Instruction-Employee Travel - Teachers	\$ -	\$ 500.00	\$ -	\$ -	\$ 500.00	0.00
11000-1000-56112-1010-001030-0000	Instruction-Other Textbooks	\$ 100.95	\$ 200.00	\$ 125.74	\$ -	\$ 74.26	62.87
11000-1000-56113-1010-001030-0000	Instruction-Software	\$ 884.16	\$ 3,589.00	\$ 884.16	\$ 89.00	\$ 2,615.84	24.63
11000-1000-56118-1010-001030-0000	Instruction-General Supplies and Materials	\$ 2,497.93	\$ 20,000.00	\$ 7,760.48	\$ 997.24	\$ 11,242.28	38.80
11000-1000-57331-1010-001030-0000	Instruction-Fixed Assets (More Than \$5,000	\$ -	\$ 318,625.00	\$ -	\$ -	\$ 318,625.00	0.00
11000-1000-57332-1010-001030-0000	Instruction-Supply Assets (\$5,000 or Less)	\$ 15,222.45	\$ 6,000.00	\$ 16,131.73	\$ -	\$ (10,131.73)	268.86
Subtotal of Element: Expenditure		\$ 122,741.92	\$ 1,784,302.00	\$ 418,466.77	\$ 895,594.91	\$ 470,240.32	23.45
Subtotal of Element: [Function] 1000 - Instruction		\$ 122,741.92	\$ 1,784,302.00	\$ 418,466.77	\$ 895,594.91	\$ 470,240.32	23.45
11000-2100-51100-0000-001030-1211	Support Services-Students-Salaries Expense	\$ 8,135.24	\$ 97,623.00	\$ 28,473.34	\$ 69,149.66	\$ -	29.16
11000-2100-51100-0000-001030-1214	Support Services-Students-Salaries Expense	\$ 20,075.54	\$ 243,483.00	\$ 64,690.39	\$ 170,642.11	\$ 8,150.50	26.56
11000-2100-51100-0000-001030-1217	Support Services-Students-Salaries Expense	\$ 5,201.50	\$ 62,418.00	\$ 18,205.25	\$ 44,212.75	\$ -	29.16
11000-2100-51300-0000-001030-1511	Support Services-Students-Additional Compe	\$ -	\$ 2,502.00	\$ 1,397.48	\$ 886.09	\$ 218.43	55.85
11000-2100-52111-0000-001030-0000	Support Services-Students-Educational Retir	\$ 4,644.28	\$ 56,239.00	\$ 16,449.23	\$ 39,451.46	\$ 338.31	29.24
11000-2100-52112-0000-001030-0000	Support Services-Students-ERA - Retiree He	\$ 668.26	\$ 8,455.00	\$ 2,366.86	\$ 5,676.47	\$ 411.67	27.99
11000-2100-52210-0000-001030-0000	Support Services-Students-FICA Payments	\$ 1,931.82	\$ 23,701.00	\$ 6,855.83	\$ 16,420.47	\$ 424.70	28.92
11000-2100-52220-0000-001030-0000	Support Services-Students-Medicare Paymer	\$ 451.76	\$ 6,132.00	\$ 1,603.26	\$ 3,840.16	\$ 688.58	26.14
11000-2100-52311-0000-001030-0000	Support Services-Students-Health and Medic	\$ 2,966.52	\$ 35,600.00	\$ 10,212.45	\$ 26,698.68	\$ (1,311.13)	28.68
11000-2100-52312-0000-001030-0000	Support Services-Students-Life	\$ 29.06	\$ 627.00	\$ 101.71	\$ 263.89	\$ 261.40	16.22
11000-2100-52313-0000-001030-0000	Support Services-Students-Dental	\$ 237.00	\$ 3,030.00	\$ 830.21	\$ 2,139.68	\$ 60.11	27.39
11000-2100-52314-0000-001030-0000	Support Services-Students-Vision	\$ 27.62	\$ 407.00	\$ 93.52	\$ 254.88	\$ 58.60	22.97
11000-2100-52315-0000-001030-0000	Support Services-Students-Disability	\$ 30.37	\$ 626.00	\$ 100.41	\$ 285.09	\$ 240.50	16.03
11000-2100-52500-0000-001030-0000	Support Services-Students-Unemployment C	\$ (495.57)	\$ 4,911.00	\$ 560.69	\$ 3,522.40	\$ 827.91	11.41
11000-2100-52710-0000-001030-0000	Support Services-Students-Workers Comper	\$ -	\$ 3,350.00	\$ 3,349.92	\$ -	\$ 0.08	99.99
11000-2100-52720-0000-001030-0000	Support Services-Students-Workers Comper	\$ 4.60	\$ 169.00	\$ 18.82	\$ 145.74	\$ 4.44	11.13
11000-2100-53212-2000-001030-0000	Support Services-Students-Speech Therapis	\$ 181.41	\$ 32,032.00	\$ 907.04	\$ 31,125.64	\$ (0.68)	2.83
11000-2100-53215-2000-001030-0000	Support Services-Students-Psychologists/Co	\$ -	\$ 6,600.00	\$ -	\$ 6,600.00	\$ -	0.00
11000-2100-53330-0000-001030-0000	Support Services-Students-Professional Dev	\$ -	\$ 200.00	\$ -	\$ -	\$ 200.00	0.00
11000-2100-53414-0000-001030-0000	Support Services-Students-Other Profession:	\$ 658.05	\$ 17,500.00	\$ 1,861.80	\$ -	\$ 15,638.20	10.63
11000-2100-55915-0000-001030-0000	Support Services-Students-Other Contract S	\$ 3,816.29	\$ 28,936.00	\$ 6,616.16	\$ 22,328.99	\$ (9.15)	22.86
11000-2100-56118-0000-001030-0000	Support Services-Students-General Supplies	\$ -	\$ 1,000.00	\$ -	\$ -	\$ 1,000.00	0.00
Subtotal of Element: Expenditure		\$ 48,563.75	\$ 635,541.00	\$ 164,694.37	\$ 443,644.16	\$ 27,202.47	25.91
Subtotal of Element: [Function] 2100 - Support Services-Students		\$ 48,563.75	\$ 635,541.00	\$ 164,694.37	\$ 443,644.16	\$ 27,202.47	25.91
11000-2200-51100-0000-001030-1211	Support Services-Instruction-Salaries Expens	\$ 1,794.28	\$ 21,532.00	\$ 6,279.98	\$ 15,251.52	\$ 0.50	29.16
11000-2200-52111-0000-001030-0000	Support Services-Instruction-Educational Ret	\$ 249.40	\$ 2,994.00	\$ 872.90	\$ 2,120.07	\$ 1.03	29.15
11000-2200-52112-0000-001030-0000	Support Services-Instruction-ERA - Retiree H	\$ 35.88	\$ 431.00	\$ 125.58	\$ 304.98	\$ 0.44	29.13
11000-2200-52210-0000-001030-0000	Support Services-Instruction-FICA Payments	\$ 102.90	\$ 1,239.00	\$ 360.60	\$ 874.66	\$ 3.74	29.10
11000-2200-52220-0000-001030-0000	Support Services-Instruction-Medicare Paym	\$ 24.06	\$ 290.00	\$ 84.33	\$ 204.51	\$ 1.16	29.07
11000-2200-52311-0000-001030-0000	Support Services-Instruction-Health and Med	\$ 189.50	\$ 2,269.00	\$ 652.36	\$ 1,705.50	\$ (88.86)	28.75
11000-2200-52312-0000-001030-0000	Support Services-Instruction-Life	\$ 1.92	\$ 57.00	\$ 6.72	\$ 17.28	\$ 33.00	11.78
11000-2200-52313-0000-001030-0000	Support Services-Instruction-Dental	\$ 10.04	\$ 168.00	\$ 35.14	\$ 90.36	\$ 42.50	20.91
11000-2200-52314-0000-001030-0000	Support Services-Instruction-Vision	\$ 2.04	\$ 38.00	\$ 7.14	\$ 18.36	\$ 12.50	18.78
11000-2200-52315-0000-001030-0000	Support Services-Instruction-Disability	\$ 3.84	\$ 84.00	\$ 13.44	\$ 34.56	\$ 36.00	16.00
11000-2200-52500-0000-001030-0000	Support Services-Instruction-Unemployment	\$ 22.08	\$ 378.00	\$ 77.40	\$ 187.68	\$ 112.92	20.47
11000-2200-52710-0000-001030-0000	Support Services-Instruction-Workers Compe	\$ -	\$ 252.00	\$ -	\$ -	\$ 252.00	0.00
11000-2200-52720-0000-001030-0000	Support Services-Instruction-Workers Compe	\$ -	\$ 4.00	\$ 0.95	\$ 1.90	\$ 1.15	23.75
11000-2200-56114-0000-001030-0000	Support Services-Instruction-Library And Auc	\$ -	\$ 197.00	\$ -	\$ 196.24	\$ 0.76	0.00
11000-2200-56118-0000-001030-0000	Support Services-Instruction-General Supplie	\$ -	\$ 2,000.00	\$ -	\$ -	\$ 2,000.00	0.00
Subtotal of Element: Expenditure		\$ 2,435.94	\$ 31,933.00	\$ 8,516.54	\$ 21,007.62	\$ 2,408.84	26.67
Subtotal of Element: [Function] 2200 - Support Services-Instruction		\$ 2,435.94	\$ 31,933.00	\$ 8,516.54	\$ 21,007.62	\$ 2,408.84	26.67
11000-2300-51100-0000-001030-1111	Support Services-General Administration-Sal	\$ 9,037.66	\$ 108,452.00	\$ 31,631.81	\$ 76,820.19	\$ -	29.16
11000-2300-52111-0000-001030-0000	Support Services-General Administration-Edt	\$ 1,256.24	\$ 15,075.00	\$ 4,396.84	\$ 10,678.05	\$ 0.11	29.16
11000-2300-52112-0000-001030-0000	Support Services-General Administration-ER.	\$ 180.76	\$ 2,170.00	\$ 632.66	\$ 1,536.46	\$ 0.88	29.15
11000-2300-52210-0000-001030-0000	Support Services-General Administration-FIC	\$ 522.54	\$ 6,725.00	\$ 1,827.47	\$ 4,441.59	\$ 455.94	27.17
11000-2300-52220-0000-001030-0000	Support Services-General Administration-Mei	\$ 122.20	\$ 1,573.00	\$ 427.38	\$ 1,038.70	\$ 106.92	27.16
11000-2300-52311-0000-001030-0000	Support Services-General Administration-He	\$ 857.02	\$ 10,759.00	\$ 3,033.69	\$ 7,713.18	\$ 12.13	28.19
11000-2300-52312-0000-001030-0000	Support Services-General Administration-Life	\$ 4.70	\$ 62.00	\$ 16.45	\$ 42.30	\$ 3.25	26.53

Cycle: FY2018; Begin Date: 10/1/2017; End Date: 10/31/2017; Account Type: Expenditure; Subtotal Elements: Fund,Function; Filter: ((Fund) >= '11000'); Subtotal By Account Type: Yes

Account Code	Description	Actual (Date Range)	Budget (YTD)	Actual (YTD)	Encumbrance (YTD)	Available (YTD)	% of Budget
11000-2300-52313-0000-001030-0000	Support Services-General Administration-Der	\$ 48.88	\$ 637.00	\$ 171.08	\$ 439.92	\$ 26.00	26.85
11000-2300-52314-0000-001030-0000	Support Services-General Administration-Visi	\$ 8.48	\$ 114.00	\$ 29.68	\$ 76.32	\$ 8.00	26.03
11000-2300-52315-0000-001030-0000	Support Services-General Administration-Dis	\$ 26.10	\$ 378.00	\$ 91.35	\$ 234.90	\$ 51.75	24.16
11000-2300-52500-0000-001030-0000	Support Services-General Administration-Unr	\$ (143.68)	\$ 920.00	\$ 14.55	\$ 886.88	\$ 18.57	1.58
11000-2300-52720-0000-001030-0000	Support Services-General Administration-Wo	\$ -	\$ 10.00	\$ 2.30	\$ 4.60	\$ 3.10	23.00
11000-2300-53330-0000-001030-0000	Support Services-General Administration-Pro	\$ -	\$ 5,000.00	\$ -	\$ -	\$ 5,000.00	0.00
11000-2300-53411-0000-001030-0000	Support Services-General Administration-Auc	\$ -	\$ 11,500.00	\$ 7,788.38	\$ -	\$ 3,711.62	67.72
11000-2300-53413-0000-001030-0000	Support Services-General Administration-Lea	\$ -	\$ 18,668.00	\$ 516.11	\$ 9,722.18	\$ 8,429.71	2.76
11000-2300-53711-0000-001030-0000	Support Services-General Administration-Oth	\$ -	\$ 1,000.00	\$ -	\$ 900.00	\$ 100.00	0.00
11000-2300-55812-0000-001030-0000	Support Services-General Administration-Boz	\$ -	\$ 2,000.00	\$ -	\$ -	\$ 2,000.00	0.00
11000-2300-55915-0000-001030-0000	Support Services-General Administration-Oth	\$ -	\$ 800.00	\$ 109.50	\$ 690.50	\$ -	13.68
Subtotal of Element: Expenditure		\$ 11,920.90	\$ 185,843.00	\$ 50,689.25	\$ 115,225.77	\$ 19,927.98	27.28
Subtotal of Element: [Function] 2300 - Support Services-General Administration		\$ 11,920.90	\$ 185,843.00	\$ 50,689.25	\$ 115,225.77	\$ 19,927.98	27.28
11000-2400-51100-0000-001030-1112	Support Services-School Administration-Sala	\$ 521.46	\$ 5,736.00	\$ 1,303.65	\$ 4,432.35	\$ -	22.72
11000-2400-51100-0000-001030-1211	Support Services-School Administration-Sala	\$ 5,583.34	\$ 67,000.00	\$ 19,541.69	\$ 47,458.31	\$ -	29.16
11000-2400-51100-0000-001030-1217	Support Services-School Administration-Sala	\$ 13,761.88	\$ 112,277.00	\$ 47,883.78	\$ 116,976.03	\$ (52,582.81)	42.64
11000-2400-52111-0000-001030-0000	Support Services-School Administration-Edu	\$ 2,761.48	\$ 33,083.00	\$ 9,553.38	\$ 23,491.90	\$ 37.72	28.87
11000-2400-52112-0000-001030-0000	Support Services-School Administration-ERA	\$ 397.32	\$ 4,914.00	\$ 1,374.55	\$ 3,380.02	\$ 159.43	27.97
11000-2400-52210-0000-001030-0000	Support Services-School Administration-FIC/	\$ 1,104.74	\$ 13,680.00	\$ 3,911.32	\$ 10,014.97	\$ (246.29)	28.59
11000-2400-52220-0000-001030-0000	Support Services-School Administration-Med	\$ 258.36	\$ 3,200.00	\$ 914.74	\$ 2,342.09	\$ (56.83)	28.58
11000-2400-52311-0000-001030-0000	Support Services-School Administration-Heal	\$ 2,852.24	\$ 36,088.00	\$ 8,515.05	\$ 27,382.06	\$ 190.89	23.59
11000-2400-52312-0000-001030-0000	Support Services-School Administration-Life	\$ 22.48	\$ 399.00	\$ 78.26	\$ 204.67	\$ 116.07	19.61
11000-2400-52313-0000-001030-0000	Support Services-School Administration-Dent	\$ 183.88	\$ 2,452.00	\$ 581.02	\$ 1,728.24	\$ 142.74	23.69
11000-2400-52314-0000-001030-0000	Support Services-School Administration-Visic	\$ 37.08	\$ 491.00	\$ 116.50	\$ 350.68	\$ 23.82	23.72
11000-2400-52315-0000-001030-0000	Support Services-School Administration-Disa	\$ 26.28	\$ 390.00	\$ 78.84	\$ 254.10	\$ 57.06	20.21
11000-2400-52500-0000-001030-0000	Support Services-School Administration-Unr	\$ (673.01)	\$ 3,083.00	\$ (70.99)	\$ 2,148.23	\$ 1,005.76	-2.30
11000-2400-52710-0000-001030-0000	Support Services-School Administration-Wor	\$ -	\$ 4,450.00	\$ 4,307.04	\$ -	\$ 142.96	96.78
11000-2400-52720-0000-001030-0000	Support Services-School Administration-Wor	\$ 4.60	\$ 316.00	\$ 15.60	\$ 143.90	\$ 156.50	4.93
11000-2400-53711-0000-001030-0000	Support Services-School Administration-Oth	\$ -	\$ 5,595.00	\$ 595.00	\$ 5,000.00	\$ -	10.63
11000-2400-54610-0000-001030-0000	Support Services-School Administration-Rent	\$ -	\$ 650.00	\$ -	\$ 638.00	\$ 12.00	0.00
11000-2400-54630-0000-001030-0000	Support Services-School Administration-Rent	\$ 1,713.45	\$ 27,960.00	\$ 6,862.77	\$ 13,707.60	\$ 7,389.63	24.54
11000-2400-55915-0000-001030-0000	Support Services-School Administration-Oth	\$ 9,597.10	\$ 12,360.00	\$ 9,957.10	\$ 1,620.00	\$ 782.90	80.55
11000-2400-56118-0000-001030-0000	Support Services-School Administration-Gen	\$ 355.33	\$ 7,083.00	\$ 1,173.02	\$ 2,694.41	\$ 3,215.57	16.56
Subtotal of Element: Expenditure		\$ 38,508.01	\$ 341,207.00	\$ 116,692.32	\$ 263,967.56	\$ (39,452.88)	34.20
Subtotal of Element: [Function] 2400 - Support Services-School Administration		\$ 38,508.01	\$ 341,207.00	\$ 116,692.32	\$ 263,967.56	\$ (39,452.88)	34.20
11000-2500-51100-0000-001030-1115	Central Services-Salaries Expense	\$ -	\$ 85,000.00	\$ 12,171.18	\$ -	\$ 72,828.82	14.31
11000-2500-51300-0000-001030-1115	Central Services-Additional Compensation	\$ -	\$ 4,188.00	\$ 2,383.20	\$ 1,530.88	\$ 273.92	56.90
11000-2500-52111-0000-001030-0000	Central Services-Educational Retirement	\$ -	\$ 12,232.00	\$ 2,023.05	\$ 224.26	\$ 9,984.69	16.53
11000-2500-52112-0000-001030-0000	Central Services-ERA - Retiree Health	\$ -	\$ 1,760.00	\$ 291.07	\$ 32.31	\$ 1,436.62	16.53
11000-2500-52210-0000-001030-0000	Central Services-FICA Payments	\$ -	\$ 5,456.00	\$ 902.36	\$ 100.03	\$ 4,453.61	16.53
11000-2500-52220-0000-001030-0000	Central Services-Medicare Payments	\$ -	\$ 1,277.00	\$ 211.04	\$ 23.40	\$ 1,042.56	16.52
11000-2500-52312-0000-001030-0000	Central Services-Life	\$ 2.35	\$ 114.00	\$ 14.10	\$ 39.95	\$ 59.95	12.36
11000-2500-52315-0000-001030-0000	Central Services-Disability	\$ -	\$ 296.00	\$ 104.40	\$ -	\$ 191.60	35.27
11000-2500-52500-0000-001030-0000	Central Services-Unemployment Compensati	\$ (143.67)	\$ 895.00	\$ 49.90	\$ 21.45	\$ 823.65	5.57
11000-2500-52710-0000-001030-0000	Central Services-Workers Compensation Pre	\$ -	\$ 1,277.00	\$ 717.84	\$ -	\$ 559.16	56.21
11000-2500-52720-0000-001030-0000	Central Services-Workers Compensation Em	\$ -	\$ 20.00	\$ 2.30	\$ 4.60	\$ 13.10	11.50
11000-2500-53330-0000-001030-0000	Central Services-Professional Development	\$ -	\$ 900.00	\$ -	\$ -	\$ 900.00	0.00
11000-2500-53414-0000-001030-0000	Central Services-Other Professional Services	\$ 10,721.08	\$ 96,380.00	\$ 22,722.93	\$ 49,863.84	\$ 23,793.23	23.57
11000-2500-54630-0000-001030-0000	Central Services-Rentals - Computers and Ri	\$ -	\$ 434.00	\$ 216.56	\$ 216.56	\$ 0.88	49.89
11000-2500-55813-0000-001030-0000	Central Services-Employee Travel - Non-Tea	\$ -	\$ 250.00	\$ -	\$ -	\$ 250.00	0.00
11000-2500-55915-0000-001030-0000	Central Services-Other Contract Services	\$ 1,618.99	\$ 11,803.00	\$ 9,068.56	\$ 4,185.18	\$ (1,450.74)	76.83
11000-2500-56113-0000-001030-0000	Central Services-Software	\$ -	\$ 9,600.00	\$ -	\$ -	\$ 9,600.00	0.00
11000-2500-56118-0000-001030-0000	Central Services-General Supplies and Mater	\$ 392.70	\$ 1,250.00	\$ 454.70	\$ -	\$ 795.30	36.37
Subtotal of Element: Expenditure		\$ 12,591.45	\$ 233,132.00	\$ 51,333.19	\$ 56,242.46	\$ 125,556.35	22.02
Subtotal of Element: [Function] 2500 - Central Services		\$ 12,591.45	\$ 233,132.00	\$ 51,333.19	\$ 56,242.46	\$ 125,556.35	22.02
11000-2600-53711-0000-001030-0000	Operation & Maintenance of Plant-Other Cha	\$ -	\$ 1,600.00	\$ -	\$ 1,600.00	\$ -	0.00
11000-2600-54311-0000-001030-0000	Operation & Maintenance of Plant-Maintenan	\$ 1,618.84	\$ 18,380.00	\$ 6,303.14	\$ 12,068.54	\$ 8.32	34.29
11000-2600-54416-0000-001030-0000	Operation & Maintenance of Plant-Communi	\$ 2,869.90	\$ 44,642.00	\$ 12,466.33	\$ 32,161.99	\$ 13.68	27.92
11000-2600-54610-0000-001030-0000	Operation & Maintenance of Plant-Rental - L	\$ 18,952.26	\$ 47,164.00	\$ 48,996.12	\$ 131,267.04	\$ (133,099.16)	103.88
11000-2600-55200-0000-001030-0000	Operation & Maintenance of Plant-Property/L	\$ -	\$ 30,875.00	\$ 30,875.00	\$ -	\$ -	100.00
11000-2600-55915-0000-001030-0000	Operation & Maintenance of Plant-Other Con	\$ 172.00	\$ 1,546.00	\$ 558.80	\$ 1,376.00	\$ (388.80)	36.14
11000-2600-56113-0000-001030-0000	Operation & Maintenance of Plant-Software	\$ -	\$ 6,000.00	\$ -	\$ -	\$ 6,000.00	0.00
11000-2600-56118-0000-001030-0000	Operation & Maintenance of Plant-General S	\$ 190.84	\$ 1,560.00	\$ 706.47	\$ 60.00	\$ 793.53	45.28
Subtotal of Element: Expenditure		\$ 23,803.84	\$ 151,767.00	\$ 99,905.86	\$ 178,533.57	\$ (126,672.43)	65.83
Subtotal of Element: [Function] 2600 - Operation & Maintenance of Plant		\$ 23,803.84	\$ 151,767.00	\$ 99,905.86	\$ 178,533.57	\$ (126,672.43)	65.83
Subtotal of Element: [Fund] 11000 - Operational		\$ 260,565.81	\$ 3,363,725.00	\$ 910,298.30	\$ 1,974,216.05	\$ 479,210.65	27.06
14000-1000-56110-1010-001030-0000	Instruction-Instructional Materials Cash - 50%	\$ -	\$ -	\$ -	\$ 520.00	\$ (520.00)	0.00
14000-1000-56111-1010-001030-0000	Instruction-Instructional Materials Cash - 50%	\$ -	\$ 11,364.00	\$ 89.49	\$ 268.60	\$ 11,005.91	0.78
14000-1000-56113-1010-001030-0000	Instruction-Software	\$ -	\$ 77,187.00	\$ 8,850.00	\$ 7,495.00	\$ 60,842.00	11.46
14000-1000-57332-1010-001030-0000	Instruction-Supply Assets (\$5,000 or Less)	\$ -	\$ 1,300.00	\$ 778.16	\$ -	\$ 521.84	59.85
Subtotal of Element: Expenditure		\$ -	\$ 89,851.00	\$ 9,717.65	\$ 8,283.60	\$ 71,849.75	10.82

Cycle: FY2018; Begin Date: 10/1/2017; End Date: 10/31/2017; Account Type: Expenditure; Subtotal Elements: Fund,Function; Filter: ((Fund) >= '11000') ; Subtotal By Account Type: Yes

Account Code	Description	Actual (Date Range)	Budget (YTD)	Actual (YTD)	Encumbrance (YTD)	Available (YTD)	% of Budget
Subtotal of Element: [Function] 1000 - Instruction		\$ -	\$ 89,851.00	\$ 9,717.65	\$ 8,283.60	\$ 71,849.75	10.82
Subtotal of Element: [Fund] 14000 - Total Instructional Materials Sub-Fund		\$ -	\$ 89,851.00	\$ 9,717.65	\$ 8,283.60	\$ 71,849.75	10.82
24106-2100-51100-2000-001030-1214	Support Services-Students-Salaries Expense	\$ -	\$ 22,514.00	\$ 5,574.00	\$ -	\$ 16,940.00	24.75
Subtotal of Element: Expenditure		\$ -	\$ 22,514.00	\$ 5,574.00	\$ -	\$ 16,940.00	24.76
Subtotal of Element: [Function] 2100 - Support Services-Students		\$ -	\$ 22,514.00	\$ 5,574.00	\$ -	\$ 16,940.00	24.76
Subtotal of Element: [Fund] 24106 - Entitlement IDEA-B		\$ -	\$ 22,514.00	\$ 5,574.00	\$ -	\$ 16,940.00	24.76
24153-1000-56118-1010-001030-0000	Instruction-General Supplies and Materials	\$ -	\$ 65.00	\$ -	\$ -	\$ 65.00	0.00
Subtotal of Element: Expenditure		\$ -	\$ 65.00	\$ -	\$ -	\$ 65.00	0.00
Subtotal of Element: [Function] 1000 - Instruction		\$ -	\$ 65.00	\$ -	\$ -	\$ 65.00	0.00
Subtotal of Element: [Fund] 24153 - English Language Acquisition		\$ -	\$ 65.00	\$ -	\$ -	\$ 65.00	0.00
24154-1000-53330-1010-001030-0000	Instruction-Professional Development	\$ 3,456.40	\$ 35,232.00	\$ 4,551.40	\$ 95.00	\$ 30,585.60	12.91
Subtotal of Element: Expenditure		\$ 3,456.40	\$ 35,232.00	\$ 4,551.40	\$ 95.00	\$ 30,585.60	12.92
Subtotal of Element: [Function] 1000 - Instruction		\$ 3,456.40	\$ 35,232.00	\$ 4,551.40	\$ 95.00	\$ 30,585.60	12.92
Subtotal of Element: [Fund] 24154 - Teacher/Principal Training & Recruiting		\$ 3,456.40	\$ 35,232.00	\$ 4,551.40	\$ 95.00	\$ 30,585.60	12.92
27107-2200-56114-0000-001030-0000	Support Services-Instruction-Library And Auc	\$ -	\$ 4,068.00	\$ -	\$ -	\$ 4,068.00	0.00
Subtotal of Element: Expenditure		\$ -	\$ 4,068.00	\$ -	\$ -	\$ 4,068.00	0.00
Subtotal of Element: [Function] 2200 - Support Services-Instruction		\$ -	\$ 4,068.00	\$ -	\$ -	\$ 4,068.00	0.00
Subtotal of Element: [Fund] 27107 - Literacy For Children @ Risk PED		\$ -	\$ 4,068.00	\$ -	\$ -	\$ 4,068.00	0.00
31600-2300-53712-0000-001030-0000	Support Services-General Administration-Cou	\$ 36.45	\$ 2,511.00	\$ 514.18	\$ -	\$ 1,996.82	20.47
Subtotal of Element: Expenditure		\$ 36.45	\$ 2,511.00	\$ 514.18	\$ -	\$ 1,996.82	20.48
Subtotal of Element: [Function] 2300 - Support Services-General Administration		\$ 36.45	\$ 2,511.00	\$ 514.18	\$ -	\$ 1,996.82	20.48
31600-4000-54500-0000-001030-0000	Capital Outlay-Construction Services	\$ 2,192.85	\$ 1,450.00	\$ 3,642.85	\$ -	\$ (2,192.85)	251.23
31600-4000-57332-0000-001030-0000	Capital Outlay-Supply Assets (\$5,000 or Less	\$ -	\$ 247,137.00	\$ -	\$ 2,942.64	\$ 244,194.36	0.00
Subtotal of Element: Expenditure		\$ 2,192.85	\$ 248,587.00	\$ 3,642.85	\$ 2,942.64	\$ 242,001.51	1.47
Subtotal of Element: [Function] 4000 - Capital Outlay		\$ 2,192.85	\$ 248,587.00	\$ 3,642.85	\$ 2,942.64	\$ 242,001.51	1.47
Subtotal of Element: [Fund] 31600 - Capital Improvements HB-33		\$ 2,229.30	\$ 251,098.00	\$ 4,157.03	\$ 2,942.64	\$ 243,998.33	1.66
31700-1000-56113-1010-001030-0000	Instruction-Software	\$ -	\$ -	\$ -	\$ 6,751.80	\$ (6,751.80)	0.00
Subtotal of Element: Expenditure		\$ -	\$ -	\$ -	\$ 6,751.80	\$ (6,751.80)	0.00
Subtotal of Element: [Function] 1000 - Instruction		\$ -	\$ -	\$ -	\$ 6,751.80	\$ (6,751.80)	0.00
31700-4000-57332-0000-001030-0000	Capital Outlay-"Supply Assets (\$5,000 or Les	\$ 5,355.59	\$ -	\$ 5,355.59	\$ 2,298.45	\$ (7,654.04)	0.00
Subtotal of Element: Expenditure		\$ 5,355.59	\$ -	\$ 5,355.59	\$ 2,298.45	\$ (7,654.04)	0.00
Subtotal of Element: [Function] 4000 - Capital Outlay		\$ 5,355.59	\$ -	\$ 5,355.59	\$ 2,298.45	\$ (7,654.04)	0.00
Subtotal of Element: [Fund] 31700 - Capital Improvements SB-9		\$ 5,355.59	\$ -	\$ 5,355.59	\$ 9,050.25	\$ (14,405.84)	0.00
31701-2300-53712-0000-001030-0000	Support Services-General Administration-Cou	\$ 27.06	\$ 1,240.00	\$ 342.97	\$ -	\$ 897.03	27.65
Subtotal of Element: Expenditure		\$ 27.06	\$ 1,240.00	\$ 342.97	\$ -	\$ 897.03	27.66
Subtotal of Element: [Function] 2300 - Support Services-General Administration		\$ 27.06	\$ 1,240.00	\$ 342.97	\$ -	\$ 897.03	27.66
31701-4000-54315-0000-001030-0000	Capital Outlay-Maintenance & Repair - Bldgs.	\$ -	\$ 200.00	\$ -	\$ -	\$ 200.00	0.00
31701-4000-56113-0000-001030-0000	Capital Outlay-Software	\$ 798.30	\$ 6,752.00	\$ 798.30	\$ 1,043.70	\$ 4,910.00	11.82
31701-4000-57331-0000-001030-0000	Capital Outlay-Fixed Assets (More Than \$5,0	\$ -	\$ 122,674.00	\$ -	\$ -	\$ 122,674.00	0.00
31701-4000-57332-0000-001030-0000	Capital Outlay-Supply Assets (\$5,000 or Less	\$ 1,329.62	\$ 393,569.00	\$ 1,490.96	\$ 11,651.69	\$ 380,426.35	0.37
Subtotal of Element: Expenditure		\$ 2,127.92	\$ 523,195.00	\$ 2,289.26	\$ 12,695.39	\$ 508,210.35	0.44
Subtotal of Element: [Function] 4000 - Capital Outlay		\$ 2,127.92	\$ 523,195.00	\$ 2,289.26	\$ 12,695.39	\$ 508,210.35	0.44
Subtotal of Element: [Fund] 31701 - Capital Improvements SB-9 Local		\$ 2,154.98	\$ 524,435.00	\$ 2,632.23	\$ 12,695.39	\$ 509,107.38	0.50
Total		\$ 273,762.08	\$ 4,290,988.00	\$ 942,286.20	\$ 2,007,282.93	\$ 1,341,418.87	21.96

Description	11000 - Operational	14000 - Total Instructional Mater	24154 - Teacher/Principal Trainin	31600 - Capital Improvements HB-3	31700 - Capital Improvements SB-9
41110 - Ad Valorem Taxes - School District	\$ -	\$ -	\$ -	\$ 400.98	\$ -
41701 - Fees - Activities	\$ 50.00	\$ -	\$ -	\$ -	\$ -
43101 - State Equalization Guarantee	\$ 241,187.80	\$ -	\$ -	\$ -	\$ -
43202 - State Flow-through Grant	\$ -	\$ 10,958.84	\$ -	\$ -	\$ -
Total Revenue	\$ 241,237.80	\$ 10,958.84	\$ -	\$ 400.98	\$ -
1000 - Instruction	\$ 122,741.92	\$ -	\$ 3,456.40	\$ -	\$ -
2100 - Support Services-Students	\$ 48,563.75	\$ -	\$ -	\$ -	\$ -
2200 - Support Services-Instruction	\$ 2,435.94	\$ -	\$ -	\$ -	\$ -
2300 - Support Services-General Administration	\$ 11,920.90	\$ -	\$ -	\$ 36.45	\$ -
2400 - Support Services-School Administration	\$ 38,508.01	\$ -	\$ -	\$ -	\$ -
2500 - Central Services	\$ 12,591.45	\$ -	\$ -	\$ -	\$ -
2600 - Operation & Maintenance of Plant	\$ 23,803.84	\$ -	\$ -	\$ -	\$ -
4000 - Capital Outlay	\$ -	\$ -	\$ -	\$ 2,192.85	\$ 5,355.59
Total Expenditure	\$ 260,565.81	\$ -	\$ 3,456.40	\$ 2,229.30	\$ 5,355.59
Total Other Financing Sources (Uses)	\$ -	\$ -	\$ -	\$ -	\$ -
Excess (deficiency) of revenues and other financing sources over expenditures and other financing uses	\$ (19,328.01)	\$ 10,958.84	\$ (3,456.40)	\$ (1,828.32)	\$ (5,355.59)
Fund Balance, Beginning of year	\$ 765,500.44	\$ 78,855.58	\$ -	\$ 219,687.35	\$ -
Fund Balance, End of year	\$ 746,172.43	\$ 89,814.42	\$ (3,456.40)	\$ 217,859.03	\$ (5,355.59)

Description	31701 - Capital Improvements SB-9	Total
41110 - Ad Valorem Taxes - School District	\$ 297.75	\$ 698.73
41701 - Fees - Activities	\$ -	\$ 50.00
43101 - State Equalization Guarantee	\$ -	\$ 241,187.80
43202 - State Flow-through Grant	\$ -	\$ 10,958.84
Total Revenue	\$ 297.75	\$ 252,895.37
1000 - Instruction	\$ -	\$ 126,198.32
2100 - Support Services-Students	\$ -	\$ 48,563.75
2200 - Support Services-Instruction	\$ -	\$ 2,435.94
2300 - Support Services-General Administration	\$ 27.06	\$ 11,984.41
2400 - Support Services-School Administration	\$ -	\$ 38,508.01
2500 - Central Services	\$ -	\$ 12,591.45
2600 - Operation & Maintenance of Plant	\$ -	\$ 23,803.84
4000 - Capital Outlay	\$ 2,127.92	\$ 9,676.36
Total Expenditure	\$ 2,154.98	\$ 273,762.08
Total Other Financing Sources (Uses)	\$ -	\$ -
Excess (deficiency) of revenues and other financing sources over expenditures and other financing uses	\$ (1,857.23)	\$ (20,866.71)
Fund Balance, Beginning of year	\$ 414,781.48	\$ 1,478,824.85
Fund Balance, End of year	\$ 412,924.25	\$ 1,457,958.14

Cycle: FY2018; Fund Class: <All>; Fund Columns: <All Non-Zero Funds>; Account Code Express

Description	11000	14000	24106	24154	27103
11012 - Bank Accounts - NMB&T	\$ 884,760.78	\$ 80,096.77	\$ (5,574.00)	\$ (4,551.40)	\$ 1,936.49
Subtotal of Account Group: Assets	\$ 884,760.78	\$ 80,096.77	\$ (5,574.00)	\$ (4,551.40)	\$ 1,936.49
23124 - State Retirement System Contributions(Employee)	\$ 16,740.98	\$ -	\$ -	\$ -	\$ -
23125 - Health Insurance (Employee)	\$ 9,064.52	\$ -	\$ -	\$ -	\$ -
23126 - Unemployment Insurance	\$ 1,667.58	\$ -	\$ -	\$ -	\$ -
23127 - Workers' Compensation (Employee)	\$ (59.67)	\$ -	\$ -	\$ -	\$ -
23134 - State Retirement System Contributions (Employer)	\$ 22,750.46	\$ -	\$ -	\$ -	\$ -
23135 - Health Insurance (Employer)	\$ 14,904.14	\$ -	\$ -	\$ -	\$ -
23137 - Workers' Compensation (Employer)	\$ 76.87	\$ -	\$ -	\$ -	\$ -
23142 - State Income Tax	\$ 3,771.50	\$ -	\$ -	\$ -	\$ -
23147 - Voluntary Deductions	\$ 2,062.46	\$ -	\$ -	\$ -	\$ -
Subtotal of Account Type: Liability	\$ 70,978.84	\$ -	\$ -	\$ -	\$ -
32300 - Unreserved Fund Balance	\$ 765,500.44	\$ 78,855.58	\$ -	\$ -	\$ 1,936.49
Net Increase/Decrease	\$ 48,281.50	\$ 1,241.19	\$ (5,574.00)	\$ (4,551.40)	\$ -
Subtotal of Account Type: Fund Balance/Retained Earnings	\$ 813,781.94	\$ 80,096.77	\$ (5,574.00)	\$ (4,551.40)	\$ 1,936.49
Subtotal of Account Group: Liabilities/Fund Balance	\$ 884,760.78	\$ 80,096.77	\$ (5,574.00)	\$ (4,551.40)	\$ 1,936.49

Filter: ([Fund] >= '11000') ; Balance Date: 10/31/2017; Detail: No

29102	31600	31700	31701	90001	90002	90003	Total
\$ 1,427.42	\$ 221,186.46	\$ (5,355.59)	\$ 415,933.35	\$ 48.00	\$ 130.00	\$ 117.00	\$ 1,590,155.28
\$ 1,427.42	\$ 221,186.46	\$ (5,355.59)	\$ 415,933.35	\$ 48.00	\$ 130.00	\$ 117.00	\$ 1,590,155.28
\$ -	\$ -	\$ -	\$ -	\$ -	\$ -	\$ -	\$ 16,740.98
\$ -	\$ -	\$ -	\$ -	\$ -	\$ -	\$ -	\$ 9,064.52
\$ -	\$ -	\$ -	\$ -	\$ -	\$ -	\$ -	\$ 1,667.58
\$ -	\$ -	\$ -	\$ -	\$ -	\$ -	\$ -	\$ (59.67)
\$ -	\$ -	\$ -	\$ -	\$ -	\$ -	\$ -	\$ 22,750.46
\$ -	\$ -	\$ -	\$ -	\$ -	\$ -	\$ -	\$ 14,904.14
\$ -	\$ -	\$ -	\$ -	\$ -	\$ -	\$ -	\$ 76.87
\$ -	\$ -	\$ -	\$ -	\$ -	\$ -	\$ -	\$ 3,771.50
\$ -	\$ -	\$ -	\$ -	\$ -	\$ -	\$ -	\$ 2,062.46
\$ -	\$ -	\$ -	\$ -	\$ -	\$ -	\$ -	\$ 70,978.84
\$ 1,427.42	\$ 219,687.35	\$ -	\$ 414,781.48	\$ 48.00	\$ 130.00	\$ 117.00	\$ 1,482,483.76
\$ -	\$ 1,499.11	\$ (5,355.59)	\$ 1,151.87	\$ -	\$ -	\$ -	\$ 36,692.68
\$ 1,427.42	\$ 221,186.46	\$ (5,355.59)	\$ 415,933.35	\$ 48.00	\$ 130.00	\$ 117.00	\$ 1,519,176.44
\$ 1,427.42	\$ 221,186.46	\$ (5,355.59)	\$ 415,933.35	\$ 48.00	\$ 130.00	\$ 117.00	\$ 1,590,155.28

Accounting Cycle: FY2018; Voucher: <All>; Warrant Status: Non-Void; Order By: Voucher; Begin Date: 10/1/2017; End Date: 10/31/2017

Voucher Number	Bank Name	Account Number	Warrant Number	Payment Vendor	Amount
PV18-022	NMB&T	120106372	11921	Bernalillo County	\$ 11,091.60

Vendor	Account Code	Description	PO Number	Issue Date	Invoice	Amount
Bernalillo County	11000-2600-54610-0000-001030-0	Monthly Lease - Roma	18-001	07/01/2017	47538	\$ 11,091.60
Subtotal						\$ 11,091.60

Voucher Number	Bank Name	Account Number	Warrant Number	Payment Vendor	Amount
PV18-022	NMB&T	120106372	11922	CNM College Bookstore, #402	\$ 100.95

Vendor	Account Code	Description	PO Number	Issue Date	Invoice	Amount
CNM College Bookstore, #402	11000-1000-56112-1010-001030-0	APA Pocket Handbook New	18-079	09/26/2017	7885-0402-401-401	\$ 11.75
CNM College Bookstore, #402	11000-1000-56112-1010-001030-0	CJ 2015 new	18-079	09/26/2017	7885-0402-401-401	\$ 82.25
CNM College Bookstore, #402	11000-1000-56112-1010-001030-0	Criminal Justice	18-079	09/26/2017	7885-0402-401-401	\$ 6.95
Subtotal						\$ 100.95

Voucher Number	Bank Name	Account Number	Warrant Number	Payment Vendor	Amount
PV18-022	NMB&T	120106372	11923	Ephesus Inc.	\$ 3,038.01

Vendor	Account Code	Description	PO Number	Issue Date	Invoice	Amount
Ephesus Inc.	11000-2400-54630-0000-001030-0	Monthly Kyocera Copiers and Printe	18-021	07/01/2017	5004246252	\$ 1,629.90
Ephesus Inc.	11000-2400-54630-0000-001030-0	Lease Tax	18-021	07/01/2017	5004246252	\$ 83.55
Ephesus Inc.	11000-2600-54311-0000-001030-0	Monthly Copiers and Printers Maint	18-021	07/01/2017	5004246252	\$ 543.29
Ephesus Inc.	11000-2600-54311-0000-001030-0	Maintenance Agreement Tax	18-021	07/01/2017	5004246252	\$ 18.88
Ephesus Inc.	11000-2600-54311-0000-001030-0	Copier and Printer Overages	18-022	07/01/2017	5004246252.1	\$ 762.39
Subtotal						\$ 3,038.01

Voucher Number	Bank Name	Account Number	Warrant Number	Payment Vendor	Amount
PV18-023	NMB&T	120106372	11924	Bernalillo County	\$ 3,930.33

Vendor	Account Code	Description	PO Number	Issue Date	Invoice	Amount
Bernalillo County	11000-2600-54610-0000-001030-0	Monthly Lease - MDC	18-001	07/01/2017	47792	\$ 3,930.33
Subtotal						\$ 3,930.33

Voucher Number	Bank Name	Account Number	Warrant Number	Payment Vendor	Amount
PV18-024	NMB&T	120106372	11926	ACES	\$ 4,649.38

Vendor	Account Code	Description	PO Number	Issue Date	Invoice	Amount
ACES	11000-2500-53414-0000-001030-0	LDD Consulting, Inc. Network Monit	18-038	08/23/2017	1921	\$ 4,649.38
Subtotal						\$ 4,649.38

Voucher Number	Bank Name	Account Number	Warrant Number	Payment Vendor	Amount
PV18-024	NMB&T	120106372	11927	Azul LaLuz	\$ 337.05

Vendor	Account Code	Description	PO Number	Issue Date	Invoice	Amount
Azul LaLuz	11000-2100-53414-0000-001030-0	Providing presentations, counseling	18-031	07/01/2017	01-2015.10034	\$ 337.05
Subtotal						\$ 337.05

Voucher Number	Bank Name	Account Number	Warrant Number	Payment Vendor	Amount
PV18-024	NMB&T	120106372	11928	Charter School Nursing Services	\$ 2,236.00

Vendor	Account Code	Description	PO Number	Issue Date	Invoice	Amount
Charter School Nursing Services	11000-2100-55915-0000-001030-0	Nursing Services for 2017-2018 SY	18-014	07/01/2017	1700	\$ 2,080.00
Charter School Nursing Services	11000-2100-55915-0000-001030-0	Tax	18-014	07/01/2017	1700	\$ 156.00
Subtotal						\$ 2,236.00

Voucher Number	Bank Name	Account Number	Warrant Number	Payment Vendor	Amount
PV18-024	NMB&T	120106372	11929	City of Albuquerque-ABQ Ride	\$ 180.00

Vendor	Account Code	Description	PO Number	Issue Date	Invoice	Amount
City of Albuquerque-ABQ Ride	11000-2400-55915-0000-001030-0	Monthly Bus Passes	18-002	07/01/2017	31327	\$ 180.00
Subtotal						\$ 180.00

Voucher Number	Bank Name	Account Number	Warrant Number	Payment Vendor	Amount
PV18-024	NMB&T	120106372	11930	Cleaning Specialists Maintenance Ir	\$ 465.83

Vendor	Account Code	Description	PO Number	Issue Date	Invoice	Amount

Accounting Cycle: FY2018; Voucher: <All>; Warrant Status: Non-Void; Order By: Voucher; Begin Date: 10/1/2017; End Date: 10/31/2017

Cleaning Specialists Maintenance Ii 11000-2500-55915-0000-001030-0(Monthly Cleaning and Janitorial Ser	18-019	07/01/2017	23829	\$	433.33
Cleaning Specialists Maintenance Ii 11000-2500-55915-0000-001030-0(Tax	18-019	07/01/2017	23829	\$	32.50

Subtotal **\$ 465.83**

Voucher Number	Bank Name	Account Number	Warrant Number	Payment Vendor	Amount
PV18-024	NMB&T	120106372	11931	Denise Armenta	\$ 190.84

Vendor	Account Code	Description	PO Number	Issue Date	Invoice	Amount
Denise Armenta	11000-2600-56118-0000-001030-0(Replace flooring	18-049	08/02/2017	DA-1718-4	\$ 190.84

Subtotal **\$ 190.84**

Voucher Number	Bank Name	Account Number	Warrant Number	Payment Vendor	Amount
PV18-024	NMB&T	120106372	11932	K-log Inc	\$ 5,355.59

Vendor	Account Code	Description	PO Number	Issue Date	Invoice	Amount
K-log Inc	31700-4000-57332-0000-001030-0(Commercial Grade 6â€™™H 11-Secti	18-062	08/29/2017	17-282574-1	\$ 1,879.00
K-log Inc	31700-4000-57332-0000-001030-0(Single Pedestal Classic Steel Desk	18-062	08/29/2017	17-282574-1	\$ 289.00
K-log Inc	31700-4000-57332-0000-001030-0(Mobile Storage Cabinet, 4-Shelf, Dc	18-062	08/29/2017	17-282574-1	\$ 414.00
K-log Inc	31700-4000-57332-0000-001030-0(Conquest Series Eco-Leather Upho	18-062	08/29/2017	17-282574-1	\$ 314.00
K-log Inc	31700-4000-57332-0000-001030-0(Conquest Series Eco-Leather Upho	18-062	08/29/2017	17-282574-1	\$ 464.00
K-log Inc	31700-4000-57332-0000-001030-0(Connect-A-Carrel Standard Starter	18-062	08/29/2017	17-282574-1	\$ 129.00
K-log Inc	31700-4000-57332-0000-001030-0(Connect-A-Carrel Standard Add-On	18-062	08/29/2017	17-282574-1	\$ 396.00
K-log Inc	31700-4000-57332-0000-001030-0(Shipping	18-062	08/29/2017	17-282574-1	\$ 1,470.59

Subtotal **\$ 5,355.59**

Voucher Number	Bank Name	Account Number	Warrant Number	Payment Vendor	Amount
PV18-024	NMB&T	120106372	11933	Level 3 Communications, LLC	\$ 2,869.90

Vendor	Account Code	Description	PO Number	Issue Date	Invoice	Amount
Level 3 Communications, LLC	11000-2600-54416-0000-001030-0(Monthly internet and data services	18-011	07/01/2017	60951292	\$ 2,601.90
Level 3 Communications, LLC	11000-2600-54416-0000-001030-0(Taxes, Fees and Surcharges	18-011	07/01/2017	60951292	\$ 268.00

Subtotal **\$ 2,869.90**

Voucher Number	Bank Name	Account Number	Warrant Number	Payment Vendor	Amount
PV18-024	NMB&T	120106372	11934	Staples Advantage	\$ 213.63

Vendor	Account Code	Description	PO Number	Issue Date	Invoice	Amount
Staples Advantage	11000-1000-56118-1010-001030-0(File Cart	18-075	09/11/2017	3353165726	\$ 139.99
Staples Advantage	11000-1000-56118-1010-001030-0(Plastic Bowls - 20 pack	18-075	09/11/2017	3353165726	\$ 7.19
Staples Advantage	11000-1000-56118-1010-001030-0(Plastic Bowls - 20 Pack	18-075	09/11/2017	3353165726	\$ 7.19
Staples Advantage	11000-1000-56118-1010-001030-0(4 Port USB Hub	18-075	09/11/2017	3353165726	\$ 6.99
Staples Advantage	11000-1000-56118-1010-001030-0(Wall Clock	18-075	09/11/2017	3353165726	\$ 14.19
Staples Advantage	11000-1000-56118-1010-001030-0(11 x 14 Frame	18-075	09/11/2017	3353165726	\$ 20.69
Staples Advantage	11000-1000-56118-1010-001030-0(Digital Clock	18-075	09/11/2017	3353165726	\$ 17.39

Subtotal **\$ 213.63**

Voucher Number	Bank Name	Account Number	Warrant Number	Payment Vendor	Amount
PV18-025	NMB&T	120106372	11936	Bernalillo County	\$ 3,930.33

Vendor	Account Code	Description	PO Number	Issue Date	Invoice	Amount
Bernalillo County	11000-2600-54610-0000-001030-0(Monthly Lease - MDC	18-001	07/01/2017	47129	\$ 3,930.33

Subtotal **\$ 3,930.33**

Voucher Number	Bank Name	Account Number	Warrant Number	Payment Vendor	Amount
PV18-026	NMB&T	120106372	11937	ACES	\$ 4,819.07

Vendor	Account Code	Description	PO Number	Issue Date	Invoice	Amount
ACES	11000-2500-56118-0000-001030-0(Samsung 850 EVO MZÄ-75E250B/	18-055	08/08/2017	1954	\$ 392.70
ACES	11000-2500-53414-0000-001030-0(LDD Consulting, Inc. Network Monit	18-038	08/23/2017	1951	\$ 2,298.45
ACES	31701-4000-57332-0000-001030-0(Cat 5e drop 150 ft or less	18-076	09/12/2017	1964	\$ 375.00
ACES	31701-4000-56113-0000-001030-0(Microsoft Office Professional Plus -	18-082	09/27/2017	1965	\$ 798.30
ACES	31701-4000-57332-0000-001030-0(Aruba Instant IAP-315 IEEE 802.11;	18-083	09/27/2017	1984	\$ 760.23
ACES	31701-4000-57332-0000-001030-0(Netgear 5-Port PoE Gigabit Etherne	18-083	09/27/2017	1984	\$ 69.39
ACES	31701-4000-57332-0000-001030-0(Cat 5e drop 150 ft or less	18-083	09/27/2017	1984	\$ 125.00

Subtotal **\$ 4,819.07**

Voucher Number	Bank Name	Account Number	Warrant Number	Payment Vendor	Amount
PV18-026	NMB&T	120106372	11938	Azul LaLuz	\$ 321.00

Vendor	Account Code	Description	PO Number	Issue Date	Invoice	Amount
--------	--------------	-------------	-----------	------------	---------	--------

Accounting Cycle: FY2018; Voucher: <All>; Warrant Status: Non-Void; Order By: Voucher; Begin Date: 10/1/2017; End Date: 10/31/2017

Azul LaLuz	11000-2100-53414-0000-001030-0(Providing presentations, counseling 18-031	07/01/2017	01-2015.10035	\$ 321.00
Subtotal				\$ 321.00

Voucher Number	Bank Name	Account Number	Warrant Number	Payment Vendor	Amount
PV18-026	NMB&T	120106372	11940	Staples Advantage	\$ 1,796.89

Vendor	Account Code	Description	PO Number	Issue Date	Invoice	Amount
Staples Advantage	11000-1000-56118-1010-001030-0(Copy Paper - 5 cases		18-087	10/04/2017	3355190024	\$ 197.45
Staples Advantage	11000-1000-56118-1010-001030-0(Mechanical Pencils - 2 pack		18-087	10/04/2017	3355190024	\$ 137.77
Staples Advantage	11000-1000-56118-1010-001030-0(Colored Pencils - 12 pack		18-087	10/04/2017	3355190024	\$ 73.60
Staples Advantage	11000-1000-56118-1010-001030-0(Gel Pens - 12 pack		18-087	10/04/2017	3355190024	\$ 189.75
Staples Advantage	11000-1000-56118-1010-001030-0(Art Colored Pencils - 48 pack		18-087	10/04/2017	3355190024	\$ 28.38
Staples Advantage	11000-1000-56118-1010-001030-0(Post-its - 2 pack		18-087	10/04/2017	3355190024	\$ 68.77
Staples Advantage	11000-1000-56118-1010-001030-0(Erasers - 3 pack		18-087	10/04/2017	3355190024	\$ 33.52
Staples Advantage	11000-1000-56118-1010-001030-0(Metallic Markers		18-087	10/04/2017	3355190024	\$ 159.80
Staples Advantage	11000-1000-56118-1010-001030-0(Pepto Bismol Tablets - 30 pack		18-087	10/04/2017	3355190024	\$ 10.90
Staples Advantage	11000-1000-56118-1010-001030-0(Cough Drops - 50 pack		18-087	10/04/2017	3355190024	\$ 10.95
Staples Advantage	11000-1000-56118-1010-001030-0(Acetaminophen - 50 pack		18-087	10/04/2017	3355190024	\$ 12.29
Staples Advantage	11000-1000-56118-1010-001030-0(First Aid Kit		18-087	10/04/2017	3355190024	\$ 20.78
Staples Advantage	11000-1000-56118-1010-001030-0(Packing Tape - 6 pack		18-087	10/04/2017	3355190024	\$ 22.49
Staples Advantage	11000-1000-56118-1010-001030-0(4' x 8' Whiteboard		18-087	10/04/2017	3355190024	\$ 273.99
Staples Advantage	11000-1000-56118-1010-001030-0(Lined Paper		18-087	10/04/2017	3355190024	\$ 29.95
Staples Advantage	11000-1000-56118-1010-001030-0(Poster Tack		18-087	10/04/2017	3355190024	\$ 3.59
Staples Advantage	11000-1000-56118-1010-001030-0(Ballpoint Pens - 60 pack		18-087	10/04/2017	3355190024	\$ 20.97
Staples Advantage	11000-1000-56118-1010-001030-0(Ballpoint Pens - 60 pack		18-087	10/04/2017	3355190024	\$ 17.97
Staples Advantage	11000-1000-56118-1010-001030-0(AA Batteries - 24 pack		18-087	10/04/2017	3355190024	\$ 28.78
Staples Advantage	11000-1000-56118-1010-001030-0(AAA Batteries		18-087	10/04/2017	3355190024	\$ 28.78
Staples Advantage	11000-1000-56118-1010-001030-0(Wall Clock		18-087	10/04/2017	3355190024	\$ 14.49
Staples Advantage	11000-1000-56118-1010-001030-0(Green Ballpoint Pens - 12 pack		18-087	10/04/2017	3355190024	\$ 2.87
Staples Advantage	11000-1000-56118-1010-001030-0(Accordion Files - 5 packs		18-087	10/04/2017	3355190024	\$ 11.32
Staples Advantage	11000-1000-56118-1010-001030-0(Shipping		18-087	10/04/2017	3355190024	\$ 4.95
Staples Advantage	11000-1000-56118-1010-001030-0(Duracell® Procell Alkaline "AA" B		18-086	10/05/2017	3355112591	\$ 14.39
Staples Advantage	11000-1000-56118-1010-001030-0(Duracell® Procell Alkaline "AAA" E		18-086	10/05/2017	3355112591	\$ 14.39
Staples Advantage	11000-1000-56118-1010-001030-0(Dixon Ticonderoga #2 Soft Pencil, 1		18-086	10/05/2017	3355112591	\$ 33.78
Staples Advantage	11000-1000-56118-1010-001030-0(Oxford® Twin-Pocket Portfolio, As		18-086	10/05/2017	3355112591	\$ 39.24
Staples Advantage	11000-1000-56118-1010-001030-0(Sticky-Back Hook & Loop Fastener		18-086	10/05/2017	3355112591	\$ 23.95
Staples Advantage	11000-1000-56118-1010-001030-0(Staples® Manila File Folders, Lett		18-086	10/05/2017	3355112591	\$ 21.28
Staples Advantage	11000-1000-56118-1010-001030-0(Staples® Filler Paper, College Ru		18-086	10/05/2017	3355112591	\$ 59.90
Staples Advantage	11000-1000-56118-1010-001030-0(Staples Copy Paper 8-1/2" x 11", C		18-086	10/05/2017	3355112591	\$ 159.96
Staples Advantage	11000-1000-56118-1010-001030-0(Staedtler Pre, sharpened No. 2 Pen		18-086	10/05/2017	3355112591	\$ 25.89
Subtotal						\$ 1,796.89

Voucher Number	Bank Name	Account Number	Warrant Number	Payment Vendor	Amount
PV18-027	NMB&T	120106372	11941	Accountability and Compliance	\$ 638.62

Vendor	Account Code	Description	PO Number	Issue Date	Invoice	Amount
Accountability and Compliance	11000-2100-55915-0000-001030-0(STARs Coordinator training and su		18-003	07/01/2017	3527	\$ 300.00
Accountability and Compliance	11000-2100-55915-0000-001030-0(Tax		18-003	07/01/2017	3527	\$ 19.31
Accountability and Compliance	11000-2100-55915-0000-001030-0(STARs Coordinator training and su		18-003	07/01/2017	3467	\$ 300.00
Accountability and Compliance	11000-2100-55915-0000-001030-0(Tax		18-003	07/01/2017	3467	\$ 19.31
Subtotal						\$ 638.62

Voucher Number	Bank Name	Account Number	Warrant Number	Payment Vendor	Amount
PV18-027	NMB&T	120106372	11942	ACES	\$ 16,751.61

Vendor	Account Code	Description	PO Number	Issue Date	Invoice	Amount
ACES	11000-1000-57332-1010-001030-0(HP Probook 650 G3 15.6 LCD Note		18-073	09/05/2017	1957	\$ 3,005.73
ACES	11000-1000-57332-1010-001030-0(HP Elitebook 850 G\$ 15.6 LCD Not		18-073	09/05/2017	1957	\$ 4,848.52
ACES	11000-1000-57332-1010-001030-0(HP Elitebook 1040 G3 14" Noteboo		18-073	09/05/2017	1957	\$ 6,560.60
ACES	11000-1000-57332-1010-001030-0(HP Ultralim Dock 2016 for Notebo		18-073	09/05/2017	1957	\$ 807.60
ACES	11000-1000-56113-1010-001030-0(Microsoft Office 2016 Professional f		18-073	09/05/2017	1957	\$ 884.16
ACES	11000-2500-53414-0000-001030-0(Labor Flate Rate		18-073	09/05/2017	1957	\$ 645.00
Subtotal						\$ 16,751.61

Voucher Number	Bank Name	Account Number	Warrant Number	Payment Vendor	Amount
PV18-027	NMB&T	120106372	11943	Bilingual Multicultural Services, Inc	\$ 181.41

Vendor	Account Code	Description	PO Number	Issue Date	Invoice	Amount
Bilingual Multicultural Services, Inc	11000-2100-53212-2000-001030-0(Speech/Language Therapy Service:		18-015	07/01/2017	9089	\$ 168.75
Bilingual Multicultural Services, Inc	11000-2100-53212-2000-001030-0(Tax		18-015	07/01/2017	9089	\$ 12.66
Subtotal						\$ 181.41

Voucher Number	Bank Name	Account Number	Warrant Number	Payment Vendor	Amount
PV18-027	NMB&T	120106372	11944	Charter School Nursing Services	\$ 941.67

Accounting Cycle: FY2018; Voucher: <All>; Warrant Status: Non-Void; Order By: Voucher; Begin Date: 10/1/2017; End Date: 10/31/2017

Vendor	Account Code	Description	PO Number	Issue Date	Invoice	Amount
Charter School Nursing Services	11000-2100-55915-0000-001030-0	(Nursing Services for 2017-2018 SY	18-014	07/01/2017	1663	\$ 877.50
Charter School Nursing Services	11000-2100-55915-0000-001030-0	(Tax	18-014	07/01/2017	1663	\$ 64.17
Subtotal						\$ 941.67

Voucher Number	Bank Name	Account Number	Warrant Number	Payment Vendor	Amount
PV18-027	NMB&T	120106372	11945	Chandra McCray	\$ 3,128.25

Vendor	Account Code	Description	PO Number	Issue Date	Invoice	Amount
Chandra McCray	11000-2500-53414-0000-001030-0	(Business Manager Services	18-037	07/01/2017	102	\$ 2,910.00
Chandra McCray	11000-2500-53414-0000-001030-0	(GRT	18-037	07/01/2017	102	\$ 218.25
Subtotal						\$ 3,128.25

Voucher Number	Bank Name	Account Number	Warrant Number	Payment Vendor	Amount
PV18-027	NMB&T	120106372	11946	Cleaning Specialists Maintenance Ir	\$ 1,153.16

Vendor	Account Code	Description	PO Number	Issue Date	Invoice	Amount
Cleaning Specialists Maintenance II	11000-2500-55915-0000-001030-0	(Monthly Cleaning and Janitorial Ser	18-019	07/01/2017	23704	\$ 383.33
Cleaning Specialists Maintenance II	11000-2500-55915-0000-001030-0	(Tax	18-019	07/01/2017	23704	\$ 28.75
Cleaning Specialists Maintenance II	11000-2500-55915-0000-001030-0	(Clean Carpet: Machine scrub and h	18-059	08/18/2017	23704-A	\$ 741.08
Subtotal						\$ 1,153.16

Voucher Number	Bank Name	Account Number	Warrant Number	Payment Vendor	Amount
PV18-027	NMB&T	120106372	11947	Ephesus Office Tech Inc.	\$ 231.86

Vendor	Account Code	Description	PO Number	Issue Date	Invoice	Amount
Ephesus Office Tech Inc.	11000-2600-54311-0000-001030-0	(MDC Monthly Printer Fleet Mainten	18-006	07/01/2017	AR41170	\$ 107.85
Ephesus Office Tech Inc.	11000-2600-54311-0000-001030-0	(MDC Monthly Printer Fleet Mainten	18-006	07/01/2017	AR41170	\$ 8.09
Ephesus Office Tech Inc.	11000-2400-56118-0000-001030-0	(Staples for copier	18-088	10/06/2017	AR41099	\$ 115.92
Subtotal						\$ 231.86

Voucher Number	Bank Name	Account Number	Warrant Number	Payment Vendor	Amount
PV18-027	NMB&T	120106372	11948	K-log Inc	\$ 2,192.85

Vendor	Account Code	Description	PO Number	Issue Date	Invoice	Amount
K-log Inc	31600-4000-54500-0000-001030-0	(Commercial Grade 6â€™MH 11-Secti	18-078	09/26/2017	17-283261-1	\$ 1,879.00
K-log Inc	31600-4000-54500-0000-001030-0	(Shipping	18-078	09/26/2017	17-283261-1	\$ 313.85
Subtotal						\$ 2,192.85

Voucher Number	Bank Name	Account Number	Warrant Number	Payment Vendor	Amount
PV18-027	NMB&T	120106372	11949	PowerSchool Group, LLC	\$ 9,202.10

Vendor	Account Code	Description	PO Number	Issue Date	Invoice	Amount
PowerSchool Group, LLC	11000-2400-55915-0000-001030-0	(PS Hosting (10/20/17-10/19/18)	18-090	10/16/2017	INV47-4674631	\$ 2,307.20
PowerSchool Group, LLC	11000-2400-55915-0000-001030-0	(PS Annual Subscription	18-090	10/16/2017	INV47-4674631	\$ 3,662.40
PowerSchool Group, LLC	11000-2400-55915-0000-001030-0	(PS SSL Certificate	18-090	10/16/2017	INV47-4674631	\$ 400.00
PowerSchool Group, LLC	11000-2400-55915-0000-001030-0	(PS Distance Learning Subscription	18-090	10/16/2017	INV47-4674631	\$ 2,832.50
Subtotal						\$ 9,202.10

Voucher Number	Bank Name	Account Number	Warrant Number	Payment Vendor	Amount
PV18-028	NMB&T	120106372	11950	Dorado, Elizabeth	\$ 90.67

Vendor	Account Code	Description	PO Number	Issue Date	Invoice	Amount
Dorado, Elizabeth	11000-2400-56118-0000-001030-0	(Return shipping for PSAT	18-091	10/17/2017	BD1718-2	\$ 90.67
Subtotal						\$ 90.67

Voucher Number	Bank Name	Account Number	Warrant Number	Payment Vendor	Amount
PV18-029	NMB&T	120106372	11951	Ephesus Office Tech Inc.	\$ 178.34

Vendor	Account Code	Description	PO Number	Issue Date	Invoice	Amount
Ephesus Office Tech Inc.	11000-2600-54311-0000-001030-0	(ROMA Monthly Printer Fleet Mainte	18-006	07/01/2017	AR41782	\$ 165.90
Ephesus Office Tech Inc.	11000-2600-54311-0000-001030-0	(ROMA Monthly Printer Fleet Mainte	18-006	07/01/2017	AR41782	\$ 12.44
Subtotal						\$ 178.34

Voucher Number	Bank Name	Account Number	Warrant Number	Payment Vendor	Amount
PV18-029	NMB&T	120106372	11952	Iron Mountain Information Manager	\$ 172.00

Vendor	Account Code	Description	PO Number	Issue Date	Invoice	Amount
--------	--------------	-------------	-----------	------------	---------	--------

Accounting Cycle: FY2018; Voucher: <All>; Warrant Status: Non-Void; Order By: Voucher; Begin Date: 10/1/2017; End Date: 10/31/2017

Iron Mountain Information Manager 11000-2600-55915-0000-001030-0(Monthly Document Storage	18-018	10/26/2017	PFR9584	\$ 101.86
Iron Mountain Information Manager 11000-2600-55915-0000-001030-0(Storage Regular Minimum	18-018	10/26/2017	PFR9584	\$ 58.14
Iron Mountain Information Manager 11000-2600-55915-0000-001030-0(Tax	18-018	10/26/2017	PFR9584	\$ 12.00

Subtotal **\$ 172.00**

Voucher Number	Bank Name	Account Number	Warrant Number	Payment Vendor	Amount
PV18-029	NMB&T	120106372	11953	Pena-Hanson, Kimberlee K.	\$ 37.12

Vendor	Account Code	Description	PO Number	Issue Date	Invoice	Amount
Pena-Hanson, Kimberlee K.	11000-2400-56118-0000-001030-0(Professional Development food	18-093	10/23/2017	KPH1718-3	\$ 37.12

Subtotal **\$ 37.12**

Voucher Number	Bank Name	Account Number	Warrant Number	Payment Vendor	Amount
PV18-029	NMB&T	120106372	11954	PESI, Inc.	\$ 3,000.00

Vendor	Account Code	Description	PO Number	Issue Date	Invoice	Amount
PESI, Inc.	24154-1000-53330-1010-001030-0(Compassion Fatigue; A trauma info	18-098	10/25/2017	PESI1718-1	\$ 3,000.00

Subtotal **\$ 3,000.00**

Voucher Number	Bank Name	Account Number	Warrant Number	Payment Vendor	Amount
PV18-029	NMB&T	120106372	11955	Provident Personal Protection	\$ 215.00

Vendor	Account Code	Description	PO Number	Issue Date	Invoice	Amount
Provident Personal Protection	11000-2400-55915-0000-001030-0(2-hour Self Protection Seminar	18-094	10/23/2017	0014	\$ 200.00
Provident Personal Protection	11000-2400-55915-0000-001030-0(Tax	18-094	10/23/2017	0014	\$ 15.00

Subtotal **\$ 215.00**

Voucher Number	Bank Name	Account Number	Warrant Number	Payment Vendor	Amount
PV18-029	NMB&T	120106372	11956	Roma Bakery and Deli	\$ 214.50

Vendor	Account Code	Description	PO Number	Issue Date	Invoice	Amount
Roma Bakery and Deli	11000-1000-56118-1010-001030-0(Professional Development Lunch	18-092	10/23/2017	RB1718-2	\$ 214.50

Subtotal **\$ 214.50**

Voucher Number	Bank Name	Account Number	Warrant Number	Payment Vendor	Amount
PV18-029	NMB&T	120106372	11957	Staples Advantage	\$ 173.03

Vendor	Account Code	Description	PO Number	Issue Date	Invoice	Amount
Staples Advantage	11000-1000-56118-1010-001030-0(Gift Bags - 25 pack	18-087	10/04/2017	3355876180	\$ 20.79
Staples Advantage	11000-1000-56118-1010-001030-0(Thermometer	18-087	10/04/2017	3355876180	\$ 34.99
Staples Advantage	11000-1000-56118-1010-001030-0(Eye Wash Station	18-087	10/04/2017	3355876180	\$ 29.59
Staples Advantage	11000-1000-56118-1010-001030-0(Antiseptic	18-087	10/04/2017	3355876180	\$ 9.49
Staples Advantage	11000-1000-56118-1010-001030-0(Laptop Stand	18-087	10/04/2017	3355876180	\$ 18.19
Staples Advantage	11000-1000-56118-1010-001030-0(Gloss Medium	18-087	10/04/2017	3355876180	\$ 30.49
Staples Advantage	11000-1000-56118-1010-001030-0(Tissue Paper - Silver	18-087	10/04/2017	3355876180	\$ 4.80
Staples Advantage	11000-1000-56118-1010-001030-0(Tissue Paper - Blue	18-087	10/04/2017	3355876180	\$ 7.66
Staples Advantage	11000-1000-56118-1010-001030-0(Tissue Paper - Yellow	18-087	10/04/2017	3355876180	\$ 3.83
Staples Advantage	11000-1000-56118-1010-001030-0(Tissue Paper - Orange	18-087	10/04/2017	3355876180	\$ 3.60
Staples Advantage	11000-1000-56118-1010-001030-0(Tissue Paper - White	18-087	10/04/2017	3355876180	\$ 9.60

Subtotal **\$ 173.03**

Voucher Number	Bank Name	Account Number	Warrant Number	Payment Vendor	Amount
PV18-029	NMB&T	120106372	11958	Torres Travel of Albuquerque	\$ 456.40

Vendor	Account Code	Description	PO Number	Issue Date	Invoice	Amount
Torres Travel of Albuquerque	24154-1000-53330-1010-001030-0(Flight for Jessamyn Young to Confe	18-081	09/28/2017	TT1718-1	\$ 456.40

Subtotal **\$ 456.40**

Voucher Number	Bank Name	Account Number	Warrant Number	Payment Vendor	Amount
PV18-030	NMB&T	120106372	11959	Cobb, Juli	\$ 211.50

Vendor	Account Code	Description	PO Number	Issue Date	Invoice	Amount
Cobb, Juli	11000-2400-56118-0000-001030-0(Reimbursement for food items purch	18-024	08/24/2017	JB1718-4	\$ 111.62
Cobb, Juli	11000-1000-56118-1010-001030-0(Art and Writing Art Exhibit supplies	18-097	10/25/2017	JB1718-5	\$ 99.88

Subtotal **\$ 211.50**

Total **\$ 84,696.49**

Accounting Cycle: FY2018; Voucher: <All>; Warrant Status: Non-Void; Order By: Voucher;
Begin Date: 10/1/2017; End Date: 10/31/2017

Warrant Date	Warrant Number	Vendor	Amount
10/05/2017	11921	Bernalillo County	\$ 11,091.60
10/05/2017	11922	CNM College Bookstore, #402	\$ 100.95
10/05/2017	11923	Ephesus Inc.	\$ 3,038.01
10/05/2017	11924	Bernalillo County	\$ 3,930.33
10/10/2017	11926	ACES	\$ 4,649.38
10/10/2017	11927	Azul LaLuz	\$ 337.05
10/10/2017	11928	Charter School Nursing Services	\$ 2,236.00
10/10/2017	11929	City of Albuquerque-ABQ Ride	\$ 180.00
10/10/2017	11930	Cleaning Specialists Maintenance Inc.	\$ 465.83
10/10/2017	11931	Denise Armenta	\$ 190.84
10/10/2017	11932	K-log Inc	\$ 5,355.59
10/10/2017	11933	Level 3 Communications, LLC	\$ 2,869.90
10/10/2017	11934	Staples Advantage	\$ 213.63
10/16/2017	11936	Bernalillo County	\$ 3,930.33
10/24/2017	11937	ACES	\$ 4,819.07
10/24/2017	11938	Azul LaLuz	\$ 321.00
10/24/2017	11940	Staples Advantage	\$ 1,796.89
10/24/2017	11941	Accountability and Compliance	\$ 638.62
10/24/2017	11942	ACES	\$ 16,751.61
10/24/2017	11943	Bilingual Multicultural Services, Inc	\$ 181.41
10/24/2017	11944	Charter School Nursing Services	\$ 941.67
10/24/2017	11945	Chandra McCray	\$ 3,128.25
10/24/2017	11946	Cleaning Specialists Maintenance Inc.	\$ 1,153.16
10/24/2017	11947	Ephesus Office Tech Inc.	\$ 231.86
10/24/2017	11948	K-log Inc	\$ 2,192.85
10/24/2017	11949	PowerSchool Group, LLC	\$ 9,202.10
10/24/2017	11950	Dorado, Elizabeth	\$ 90.67
10/26/2017	11951	Ephesus Office Tech Inc.	\$ 178.34
10/26/2017	11952	Iron Mountain Information Management Inc.	\$ 172.00
10/26/2017	11953	Pena-Hanson, Kimberlee K.	\$ 37.12
10/26/2017	11954	PESI, Inc.	\$ 3,000.00
10/26/2017	11955	Provident Personal Protection	\$ 215.00
10/26/2017	11956	Roma Bakery and Deli	\$ 214.50
10/26/2017	11957	Staples Advantage	\$ 173.03
10/26/2017	11958	Torres Travel of Albuquerque	\$ 456.40
10/26/2017	11959	Cobb, Juli	\$ 211.50
Total			\$ 84,696.49

FY2018

Voucher Status	Voucher No.	Voucher Date	Description	Approved By	Approved Date	Voucher Total
Paid	PV18-031	10/31/2017	SUTA 2017 3Q	Mccray4	11/2/2017	\$ 805.69
Paid	PV18-043	10/16/2017	Standard Parking 2017 10	Mccray4	10/16/2017	\$ 270.00
Paid	PV18-046	10/31/2017	3Q Workers Comp	Mccray4	11/2/2017	\$ 129.00
Paid	PV18-047	10/10/2017	RHC for 2017 10	Mccray4	10/12/2017	\$ 4,371.30
Paid	PV18-048	10/13/2017	ERB for 2017 10	Mccray4	10/13/2017	\$ 35,843.94
Paid	PV18-049	10/25/2017	CRS for 2017 10	Mccray4	10/25/2017	\$ 3,877.59
Paid	PV18-051	10/10/2017	NMPSIA for 2017 10	Mccray4	11/3/2017	\$ 24,545.41
Paid	PV18-055	10/9/2017	Allstate for 2017 10	Mccray4	10/9/2017	\$ 79.24
Paid	PV18-057	10/5/2017	Legal Shield 2017 10	Mccray4	10/5/2017	\$ 86.70
Paid	PV18-059	10/13/2017	EFTPS for PR18-006	Mccray4	11/1/2017	\$ 16,985.22
Paid	PV18-060	10/13/2017	DD for PR18-006	Mccray4	11/1/2017	\$ 42,658.75
Paid	PV18-061	10/30/2017	DD for PR18-007	Mccray4	11/1/2017	\$ 36,117.55
Paid	PV18-062	10/31/2017	EFTPS for PR18-007	Mccray4	11/1/2017	\$ 16,985.22
Paid	PV18-066	10/31/2017	Child Support 2017 11	Mccray4	11/1/2017	\$ 389.00
						\$ 183,144.61