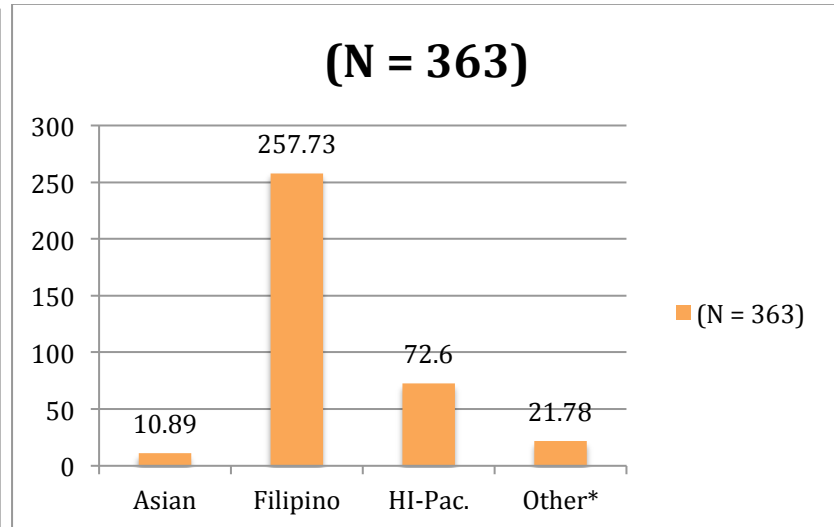
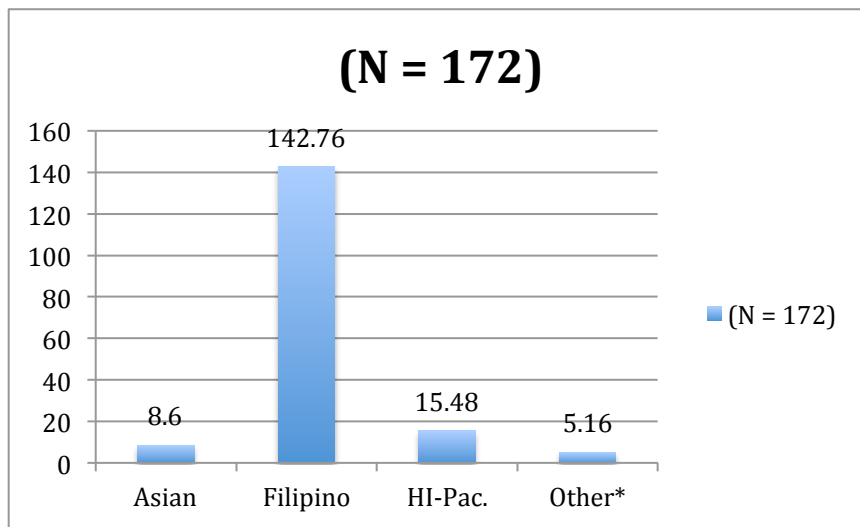


## Early College High School (ECHS) Program Grant Class of 2015 College Enrollment & Demographic Info - **WAIPAHU**

Who is participating?	
• Students w/ dual credit	172
• Econ. Disadvantage	40%
• Female	76%

What is the Impact on College Enrollment?	
• Enrolled in college:	
• Dual credit participants	82%
• Non-Dual credit participants	38%



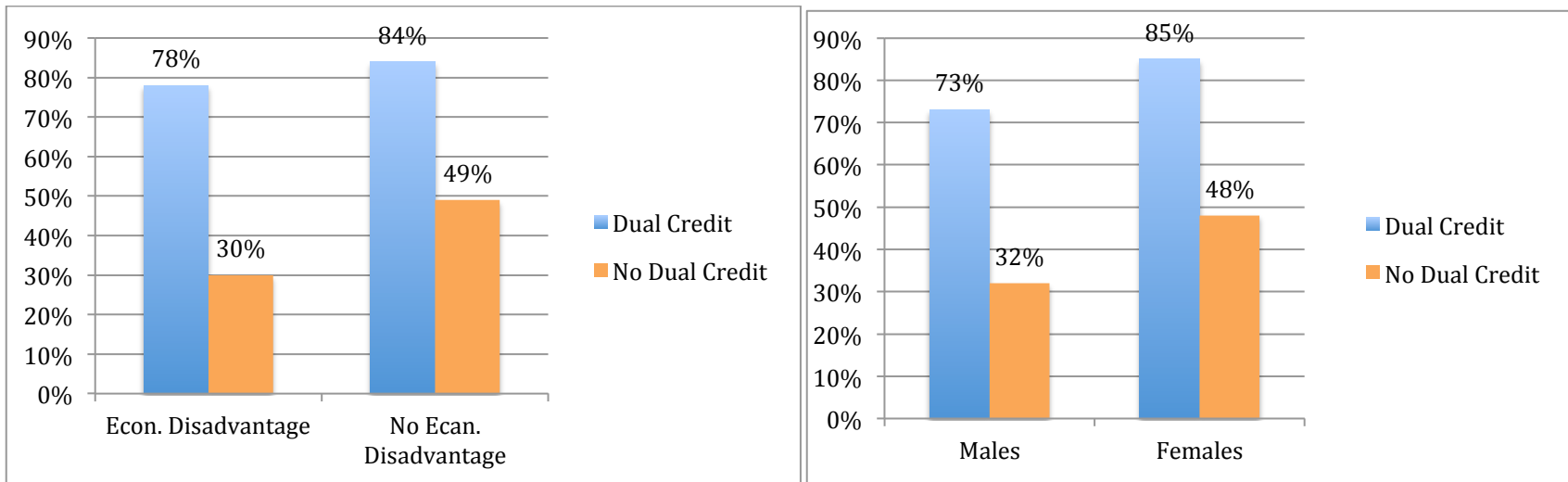
\*Other includes African American/Hispanic, Multiple, Native American/Alaskan, and White.

**Students who earned 6+ dual credits were more likely to enroll in college.**

- 0 credits\* (N = 4) = 75% college enrollment rate
- 1 to 5 credits (N = 85) = 73% college enrollment rate
- **6+ credits (N = 83) = 92% college enrollment rate**

\*There were very few students who enrolled in a dual credit course but earned 0 credits. Students in this situation received a D,F, or W for the college course they enrolled in.

**Dual credit participation narrows the college enrollment gap for students traditionally underrepresented in higher education, particularly economically disadvantaged and male students.**



### SY 2014-2015 Profile

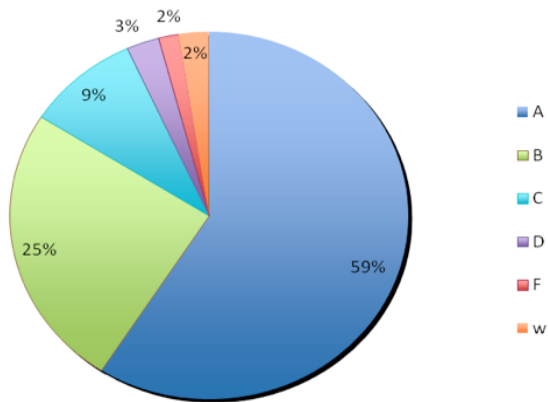
Total Fall/Spring/Summer Registrants:

Males: 20 %  
 Females: 80%

#### Fall '14, Spring & Summer '15 Grades

Number of "As" 289  
 Number of "Bs" 122  
 Number of "Cs" 45  
 Number of "Ds" 13  
 Number of "Fs" 8  
 Number of "Ws" 12

**Totals Fall '14, Spring & Summer '15**



### SY 2015-2016 Profile

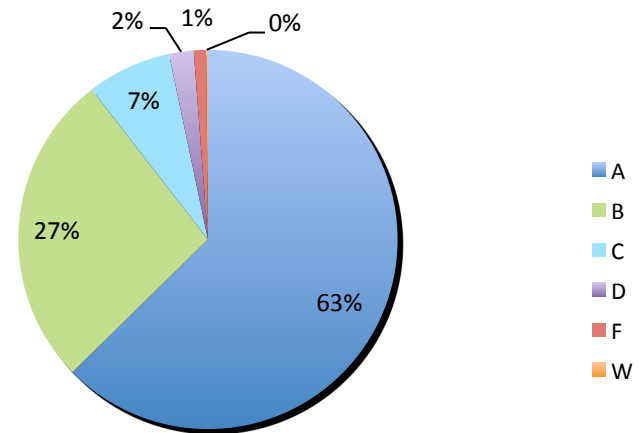
Total Fall/Spring/Summer Registrants:

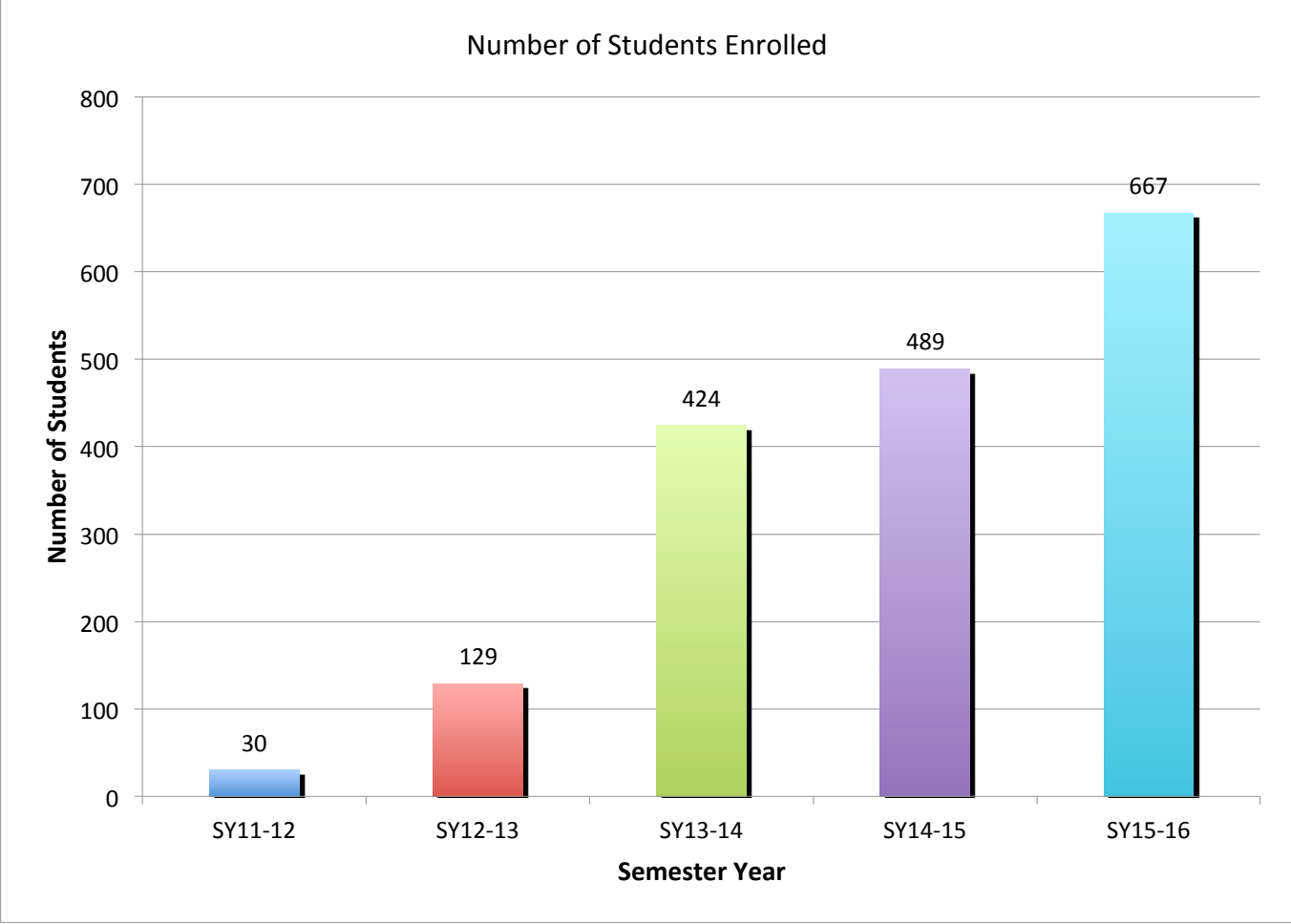
Males: 21%  
 Females: 79%

#### Fall '14, Spring & Summer '15 Grades

Number of "As" 418  
 Number of "Bs" 179  
 Number of "Cs" 48  
 Number of "Ds" 14  
 Number of "Fs" 7  
 Number of "Ws" 1

**Totals Fall'15, Spring & Summer '16**





The SY 2015-16 duplicated student headcount (n=667)