

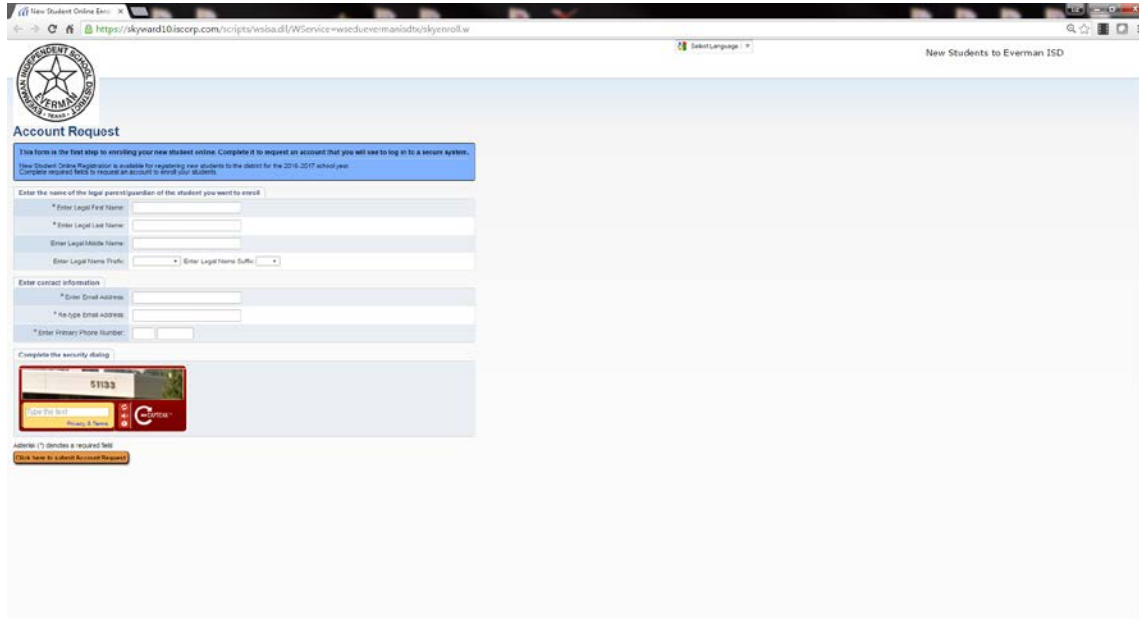
New Student's to Everman ISD

Obtaining a Portal Account

[create your account here](#)

Select the button below that says:

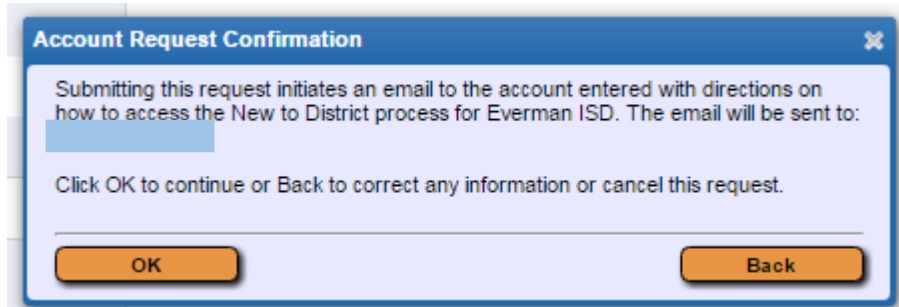
You will be directed to the following screen:



The screenshot shows a web browser window with the URL <https://skyward10.iscorp.com/scripts/wsoa.d/WService/wsoaevermanisdts/skyenroll.w>. The page title is "New Students to Everman ISD". The main heading is "Account Request". Below the heading is a blue box with instructions: "This form is the first step to enrolling your new student online. Complete it to request an account that you will use to log in to a student system. New Student Online Registration is available for registering new students to the district for the 2016-2017 school year. Complete required fields to request an account to enroll your students." The form contains several sections: "Enter the name of the legal parent/guardian of the student you want to enroll" with fields for First Name, Last Name, Middle Name, and Suffix; "Enter contact information" with fields for Email address and Home phone number; and "Complete the security setup" with a CAPTCHA image. A legend at the bottom left indicates that an asterisk (*) denotes a required field.

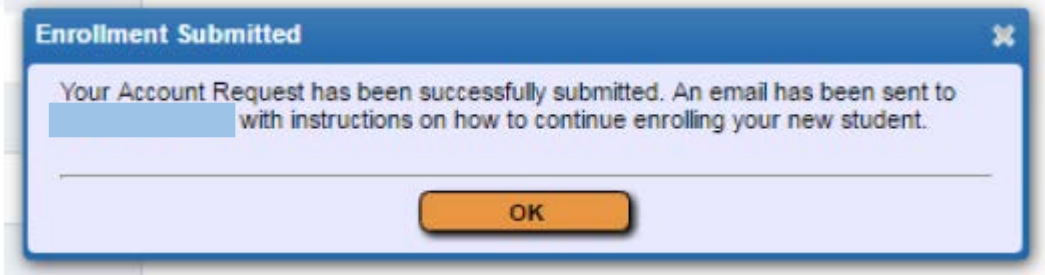
Please completed the required fields and submit.

You will receive on Online Enrollment "Account Request Confirmation" prompt. Please verify that the email address is correct. Select OK

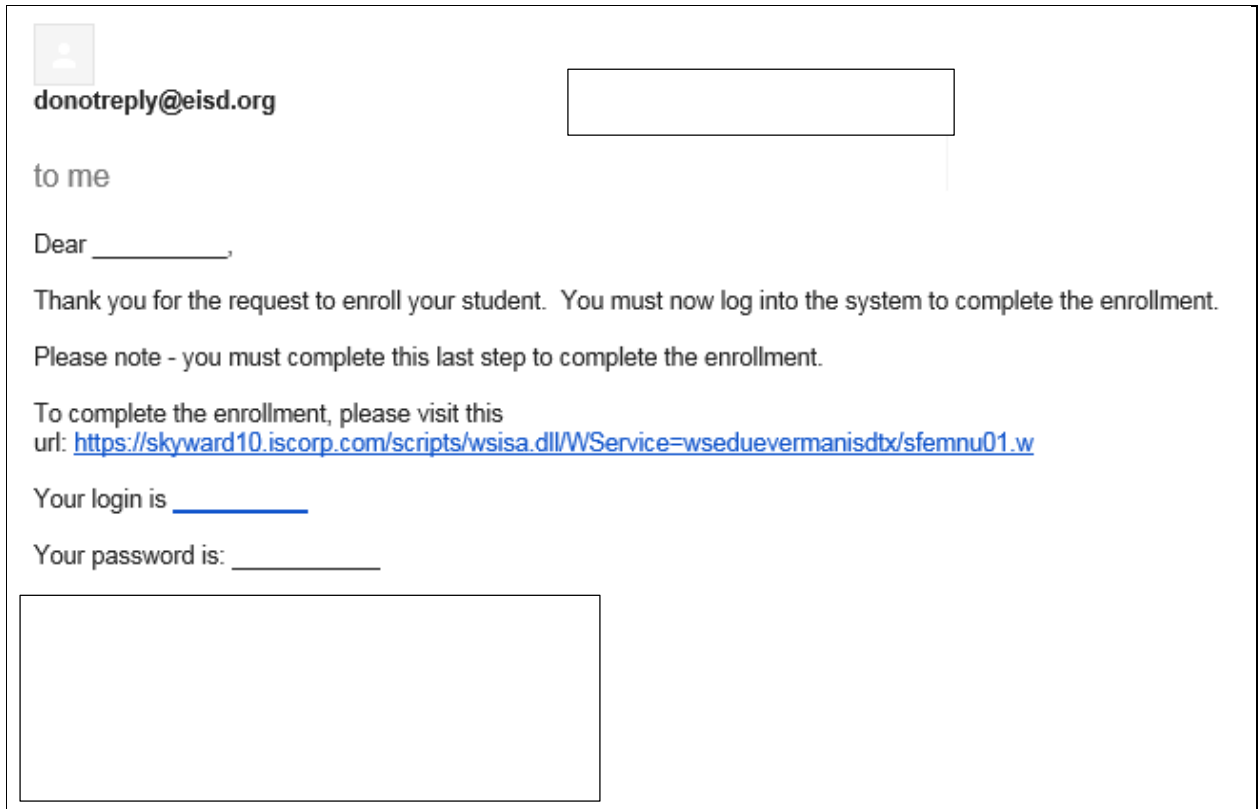


The screenshot shows a dialog box titled "Account Request Confirmation" with a close button (X) in the top right corner. The text inside the dialog box reads: "Submitting this request initiates an email to the account entered with directions on how to access the New to District process for Everman ISD. The email will be sent to: [redacted]". Below this text, it says: "Click OK to continue or Back to correct any information or cancel this request." At the bottom of the dialog box, there are two buttons: "OK" and "Back".

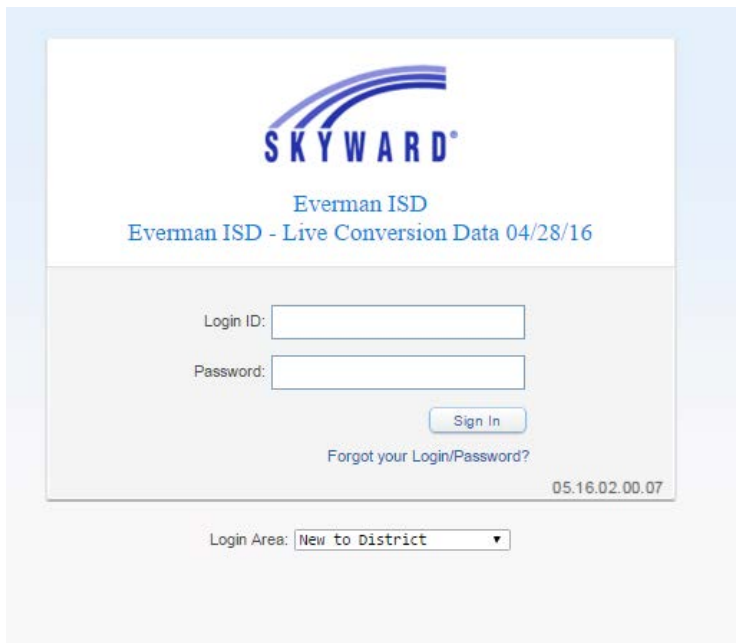
You will then receive an "Enrollment Submitted" prompt, select OK



You will receive an email with your login, password and a link to begin the enrollment process.



Select the link in your email and enter your login and password:



You will be directed to the application form. Please complete each step and submit for processing.

