



The New STAAR Student Report Card

The Texas Education Agency publishes STAAR report cards for all students at the end of each school year. These report cards are often referred to as Confidential Student Reports (CSR). To improve communication and transparency with families and educators, the TEA has implemented a redesign of the STAAR report card.

The goal of the redesign is to create a family-friendly report on student progress, specifically highlighting:

- academic growth
- improvement
- proficiency

The New CSR is designed to:

- be easier to read
- be more accurate
- provide resources for parents



Informed Parents. Better Schools.

STUDENT PERFORMANCE

There are four possible performance levels that represent how well students have learned grade level content. The names for these levels have been replaced with labels that are easier to understand.

The new layout makes it clear which of the four performance levels a child has achieved. It also features information about the types of questions on the exam and how a student compared to others across the state.

Previous Label

Level III Advanced



New Label

MASTERS GRADE LEVEL

Mastery of the course knowledge and skills is shown – student is on-track for college and career readiness.

Final Level II



MEETS GRADE LEVEL

Strong knowledge of course content – student is prepared to progress to next grade.

Phase-In Level II: Satisfactory



APPROACHES GRADE LEVEL

Some knowledge of course content, but may be missing critical elements – student needs additional support in the coming year.

Level I: Unsatisfactory



DID NOT MEET GRADE LEVEL

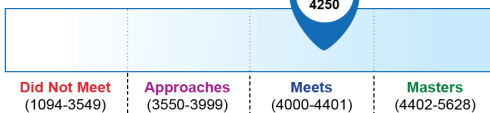
No basic understanding of course expectations is shown – student may need significant support in the coming year.

Science



Meets

SCORE
4250



CATEGORY

- Matter and Energy
- Force, Motion, and Energy
- Earth and Space
- Organisms and Environments

ANSWERED CORRECTLY

- 5 of 6
- 7 of 8
- 8 of 10
- 10 of 12

TOTAL

30 of 36

75th PERCENTILE

Your child scored the same or better than 75% of all Grade 5 students in Texas.

Level

The level is clearly marked with an icon

Assessment Score

The student's raw score determines their performance level

Questions Answered Correctly

Parents can see what question categories are strengths or areas for improvement

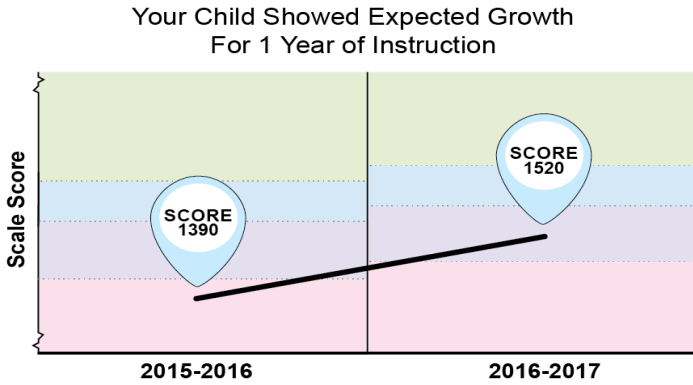
Percentile

Higher percentile means better performance

STUDENT GROWTH

Academic Growth

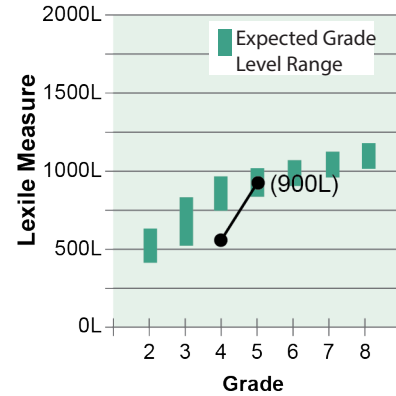
A section of the report is completely devoted to highlighting student academic growth. The graph shows where the student was last year and where they are this year.



Reading Growth (Lexile® Measure)

A child's Lexile® Measure indicates the difficulty of the materials the child can read successfully. The black line outlines their lexile progress from year to year.

Current Lexile Measure: **900L**



PARENT RESOURCES

Grade-level Texts

The report card includes grade-level texts for a child to read depending on their Lexile level.



Reading and Math

For parents there are strategies, tips, and free online resources to support a child's ability to read and write.

Resource Categories

- Understanding/Analysis Across Genres
- Understanding/Analysis of Literary Text
- Understanding/Analysis of Informational Texts
- Numerical Representations and Relationships
- Computations and Algebraic Relationships
- Geometry and Measurement

Parent/Teacher Conferences

The report also equips parents with tips and questions they may use during a parent-teacher conference.

- Things to do before a conference
- Sample questions you can ask your teacher

Log In & Learn More

High School STAAR Reports are available to parents on June 13, 2017. Grade 3-8 STAAR Reports are available to parents on June 30, 2017. The more parents know about the new report, the more they can help. Please encourage parents to Log In & Learn More this summer.

Follow **3 EASY STEPS** to...

1

go to TexasAssessment.com

2

Find your child's unique access code or use the student finder at TexasAssessment.com

3

Enter the code to get detailed information on your child's performance, including what questions they answered correctly, and how you can support them at home.