



Riverview Community School District

Maintenance & Operations

Key Performance Indicators

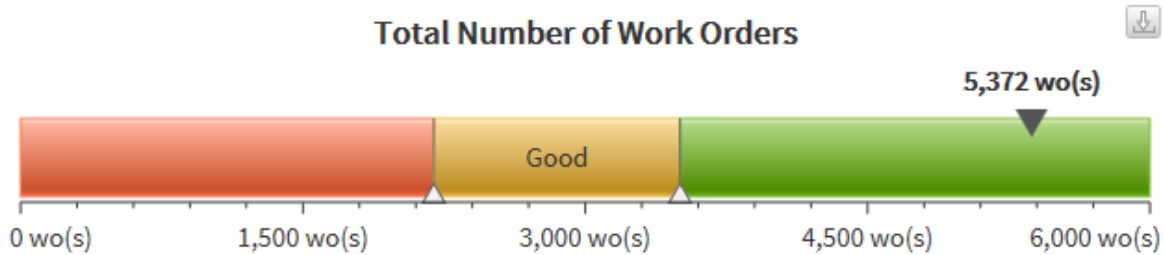
As compared to U.S. K-12 Public School Districts of Similar Size



Maintenance KPI Dashboard

Total Number of Work Orders

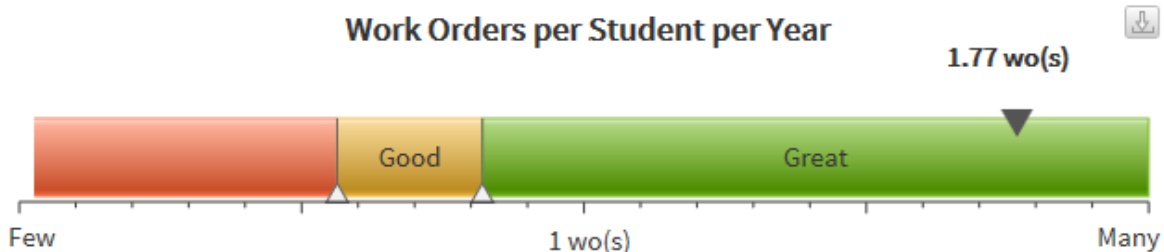
Total number of work orders for a 12 month window.



KPI KEY: ▼ You **KPI CATEGORY:** Operational Indicator

Work Orders per Student per Year

Number of Work Orders completed for a one year period divided by the total number of students.



KPI KEY: ▼ You △ Your Peers in Public K-12 Schools **KPI CATEGORY:** Output Indicator

Academics, Responsibility, Respect, Growth, Honor...ARRGH!



Riverview Community School District

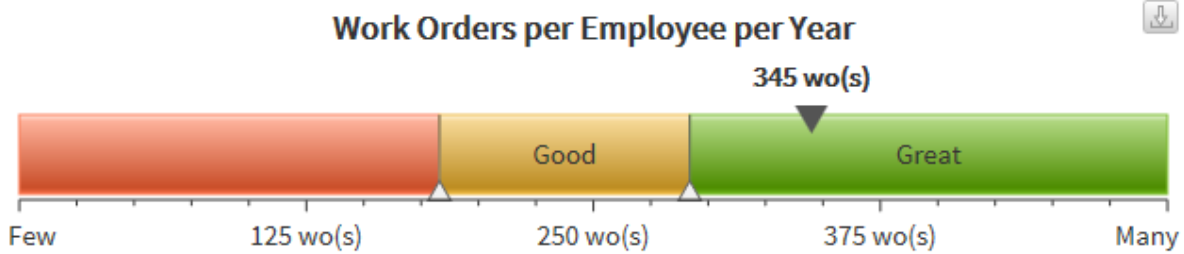
Maintenance & Operations

Key Performance Indicators

As compared to U.S. K-12 Public School Districts of Similar Size

Work Orders per Employee per Year

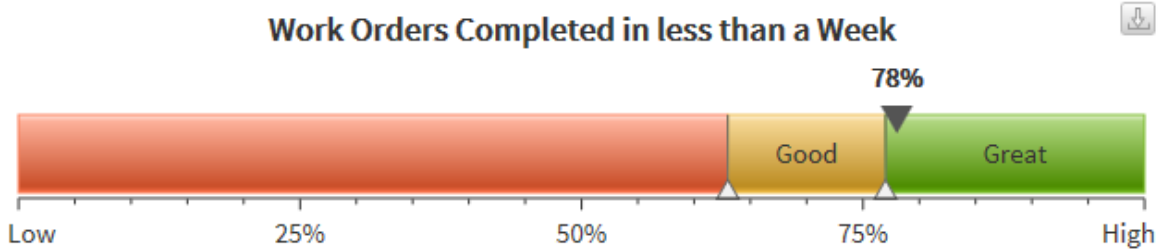
Average number of work orders assigned to an employee in a rolling 12 month window.



KPI KEY: ▼ You ▲ Your Peers in Public K-12 Schools **KPI CATEGORY:** Output Indicator

Work Orders Completed in less than a Week

Percentage of routine work orders completed in less than seven days.



KPI KEY: ▼ You ▲ Your Peers in Public K-12 Schools **KPI CATEGORY:** Process Indicator

Academics, Responsibility, Respect, Growth, Honor...ARRGH!



Riverview Community School District

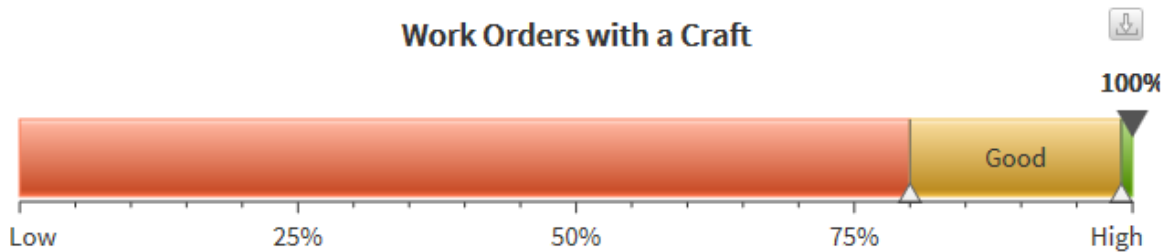
Maintenance & Operations

Key Performance Indicators

As compared to U.S. K-12 Public School Districts of Similar Size

Work Orders with a Craft

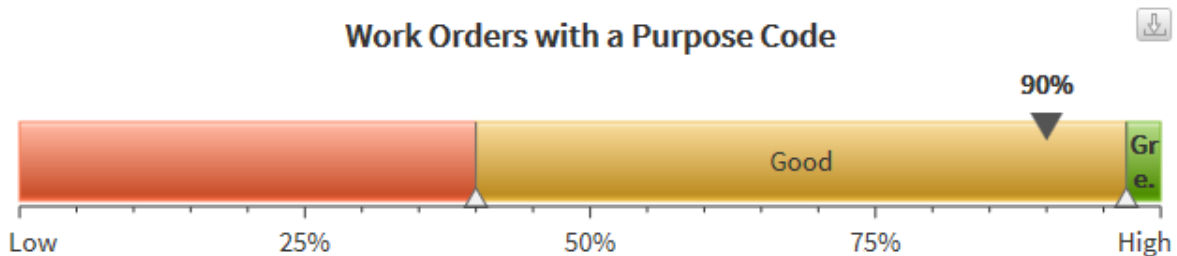
Percentage of the total Work Orders submitted that include a specific Craft-based routing assignment.



KPI KEY: ▼ You △ Your Peers in Public K-12 Schools **KPI CATEGORY:** Data Integrity Indicator

Work Orders with a Purpose Code

Percentage of the total Work Orders submitted that have been assigned a specific Purpose Code.



KPI KEY: ▼ You △ Your Peers in Public K-12 Schools **KPI CATEGORY:** Data Integrity Indicator

Academics, Responsibility, Respect, Growth, Honor...ARRGH!