


# Print Reports

---

## Team Cumulative Offensive Statistics


## SAINT THOMAS AQUINAS (4 - 1)

	 Your Team	Opponents
Scoring	166	90
Points Per Game	33.2	18.0
Downs		
First Downs	113	75
First Downs - Rushing	91	36
First Downs - Passing	17	31
First Downs - Penalties	5	8
Third Down Conversions/Attempts	18/50 (36.0%)	26/70 (37.1%)
Fourth Down Conversions/Attempts	6/12 (50.0%)	5/13 (38.5%)
Turnovers	8	5
Rushing	1558	679
Attempts	255	166
Average Per Rush	6.1	4.1
Average Per Game	311.6	135.8
Rushing TDs	20	9
Passing	560	787
Completions- Attempts	24 - 46	58 - 125
Avg Per Attempt	12.2	6.3
Avg Per Completion	23.3	13.6
Avg Per Game	112.0	157.4
Passing TDs	4	4
Interceptions	2	3
Fumbles - Lost	7 - 6	3 - 2
Total Offense	2118	1466
Total Plays	301	291
Average per Play	7.0	5.0
Average Per Game	423.6	293.2
Big Plays (>20 yds)	25	18
Time of Possession	02:02:02	01:55:12
Penalties - Yards	36 - 350	39 - 290

**TURNOVER BREAKDOWN**


<b>TAKEAWAY</b>			<b>GIVEAWAY</b>			
<b>INT</b>	<b>FUM</b>	<b>TOTAL</b>	<b>INT</b>	<b>FUM</b>	<b>TOTAL</b>	<b>DIFF</b>
3	2	5	2	6	8	(-3)

## Team Cumulative Defensive Statistics

SAINT THOMAS AQUINAS (4 - 1)		
	 Your Team	Opponents
Sacks	12	0
Yards	0	0
Interceptions	3	2
Yards	15	46
Touchdowns	0	0
Fumbles		
Forced	6	6
Recovered	2	6
Yards	(-2)	1
Turnover Return Yards	13	47
Pass Break Ups	11	0
Safeties	0	0

TURNOVER BREAKDOWN						
TAKEAWAY			GIVEAWAY			
INT	FUM	TOTAL	INT	FUM	TOTAL	DIFF
3	2	5	2	6	8	(-3)

# Team Cumulative Special Teams Statistics

SAINT THOMAS AQUINAS (4 - 1)		
	 Your Team	Opponents
Kickoff Returns	15	18
Yards	167	243
Average Per Attempt	11.1	13.5
Kickoff Return TDs	0	0
Kickoffs	30	18
Yards	1455	766
Average	48.5	42.6
Touchbacks	9	3
Punt Returns	7	7
Yards	66	45
Fair Catches	13	5
Average Per Attempt	9.4	6.4
Punt Return TDs	0	0
Punts	16	28
Yards	622	979
Punting Touchbacks	1	0
Average Yards Per Punt	38.9	35.0
Punts Blocked	1	0
Field Goals Made - Attempted	0 - 1	0 - 0
0-19	0 - 0	0 - 0
20-29	0 - 0	0 - 0
30-39	0 - 0	0 - 0
40-49	0 - 1	0 - 0
50+	0 - 0	0 - 0
PAT Made - Attempted	20 - 22	12 - 13
Two Point Conversions Made - Attempted	1 - 2	0 - 0

# Player Cumulative Offensive Statistics

RUSHING						
Name	G	Att	Yds	Avg	TD	YPG
#25 Cameron Jackson	5	74	506	6.8	6	101.2
#22 Tyron "Tank" Young	5	31	256	8.3	2	51.2
#15 Will Swanson	5	52	201	3.9	5	40.2
#21 Adam Davis	5	26	155	6.0	2	31.0
#3 Drew Hicks	5	17	125	7.4	3	25.0
#1 Tristan Davis	5	18	111	6.2	0	22.2
#23 Joe O'Leary	5	4	55	13.8	2	11.0
#12 Tate Raboin	5	14	38	2.7	0	7.6
#2 Jayden Russell	5	2	30	15.0	0	6.0
#6 Thomas Sheeley	5	4	26	6.5	0	5.2
#42 Joseph Clune	5	1	25	25.0	0	5.0
#17 Preston Cowley	5	4	17	4.3	0	3.4
#24 Jacob Hunsperger	5	5	12	2.4	0	2.4
#83 Charlie Ketchum	5	1	8	8.0	0	1.6
#48 Zane Fisher	5	2	(-7)	(-3.5)	0	(-1.4)

PASSING									
Name	G	Cmp	Att	Yds	TD	Int	YPG	Pct	QBR
#15 Will Swanson	5	23	41	516	4	2	103.2	56.1%	184.3
#12 Tate Raboin	5	1	5	44	0	0	8.8	20.0%	93.9

RECEIVING						
Name	G	Rec	Yds	Avg	TD	YPG
#5 Jack Morrissey	5	8	187	23.4	1	37.4
#1 Tristan Davis	5	7	176	25.1	1	35.2
#3 Drew Hicks	5	5	107	21.4	1	21.4
#39 Sean Mayer	5	1	44	44.0	0	8.8
#42 Joseph Clune	5	2	24	12.0	1	4.8
#25 Cameron Jackson	5	1	22	22.0	0	4.4
#23 Joe O'Leary	5	0	0	0.0	0	0.0

**OFFENSIVE FUMBLES**

Name	Fumbles	Fumbles Lost
#12 Tate Raboin	1	1
#24 Jacob Hunsperger	2	2
#21 Adam Davis	1	1
#22 Tyron "Tank" Young	2	1
#23 Joe O'Leary	1	1

**TOTAL OFFENSE**

Name	G	Plays	Rush - Yards	Pass - Yards	TGT - Rec - Yards	Total Yards	YPG
#15 Will Swanson	5	93	52 - 201	41 - 516	0 - 0 - 0	717	143.4
#25 Cameron Jackson	5	74	74 - 506	0 - 0	2 - 1 - 22	528	105.6
#1 Tristan Davis	5	18	18 - 111	0 - 0	9 - 7 - 176	287	57.4
#22 Tyron "Tank" Young	5	31	31 - 256	0 - 0	0 - 0 - 0	256	51.2
#3 Drew Hicks	5	17	17 - 125	0 - 0	7 - 5 - 107	232	46.4
#5 Jack Morrissey	5	0	0 - 0	0 - 0	13 - 8 - 187	187	37.4
#21 Adam Davis	5	26	26 - 155	0 - 0	0 - 0 - 0	155	31.0
#12 Tate Raboin	5	19	14 - 38	5 - 44	0 - 0 - 0	82	16.4
#23 Joe O'Leary	5	4	4 - 55	0 - 0	1 - 0 - 0	55	11.0
#42 Joseph Clune	5	1	1 - 25	0 - 0	4 - 2 - 24	49	9.8
#39 Sean Mayer	5	0	0 - 0	0 - 0	1 - 1 - 44	44	8.8
#2 Jayden Russell	5	2	2 - 30	0 - 0	0 - 0 - 0	30	6.0
#6 Thomas Sheeley	5	4	4 - 26	0 - 0	0 - 0 - 0	26	5.2
#17 Preston Cowley	5	4	4 - 17	0 - 0	0 - 0 - 0	17	3.4
#24 Jacob Hunsperger	5	5	5 - 12	0 - 0	0 - 0 - 0	12	2.4
#83 Charlie Ketchum	5	1	1 - 8	0 - 0	0 - 0 - 0	8	1.6
#48 Zane Fisher	5	2	2 - (-7)	0 - 0	0 - 0 - 0	(-7)	(-1.4)





Name	G	Rush	Rec	KR	PR	Int	FR	Total	YPG
#56 Trey Kuhlmann	5	0	0	0	0	0	0	0	0.0
#57 Michael McNamara	5	0	0	0	0	0	0	0	0.0
#99 Omar Tapia	5	0	0	0	0	0	0	0	0.0
#35 Kenny Gavin	5	0	0	0	0	0	0	0	0.0
Team	5	0	0	0	0	0	0	0	0.0
#7 Sam Wolff	5	0	0	0	0	0	0	0	0.0
#28 TJ Williams-Bey	5	0	0	0	0	0	0	0	0.0
#16 Zach Williams	5	0	0	0	0	0	0	0	0.0
#32 Max Seibolt	5	0	0	0	0	0	0	0	0.0
#45 Zach Goodeyon	5	0	0	0	0	0	0	0	0.0
#49 Keirn Kinnan	5	0	0	0	0	0	0	0	0.0
#94 Hudson Pflumm	5	0	0	0	0	0	0	0	0.0
#87 Elias Carson	5	0	0	0	0	0	0	0	0.0
#48 Zane Fisher	5	(-7)	0	0	0	0	0	(-7)	(-1.4)

#### SCORING

Name	TD	FG	Kick PAT	2pt PAT	Pts
#25 Cameron Jackson	6	0	0	0	36
#15 Will Swanson	5	0	0	1	32
#23 Joe O'Leary	2	0	18	0	30
#3 Drew Hicks	4	0	0	0	24
#21 Adam Davis	2	0	0	0	12
#22 Tyron "Tank" Young	2	0	0	0	12
#42 Joseph Clune	1	0	0	0	6
#5 Jack Morrissey	1	0	0	0	6
#1 Tristan Davis	1	0	0	0	6
#94 Hudson Pflumm	0	0	2	0	2

# Player Cumulative Defensive Statistics

DEFENSE								
Name	Total Tackles	Solo	Assist	Sack - Yds	QB Hurries	TFL	Safeties	Pass Breakups
#38 Dan Bollig	30.5	25	11	3.5 - 0	5	6	0	1
#21 Adam Davis	29	22	14	0 - 0	0	3	0	1
#34 Bo Meisenheimer	27.5	18	19	2 - 0	2	5.5	0	0
#4 Jared Flood	25	21	8	0 - 0	0	2	0	5
#26 Mathew Roberts	16.5	13	7	4 - 0	7	4	0	0
#10 Ryan Jurczak	16.5	12	9	0 - 0	0	0.5	0	0
#58 Javier Derritt	13	10	6	1.5 - 0	8	2	0	0
#47 Anthony Gaona	11.5	6	11	0.5 - 0	3	0.5	0	0
#29 Calvin Stukel	11	8	6	0 - 0	0	0	0	0
#7 Sam Wolff	11	10	2	0 - 0	0	0	0	0
#9 Kordan Harris	9.5	9	1	0 - 0	0	0	0	2
#73 Peyton Reeves	7.5	6	3	0 - 0	1	0	0	0
#55 Dionte Brown	7.5	7	1	0 - 0	1	0	0	0
#99 Omar Tapia	7.5	5	5	0.5 - 0	1	0.5	0	0
#56 Trey Kuhlmann	7	5	4	0 - 0	0	0	0	0
#57 Michael McNamara	7	7	0	0 - 0	0	0	0	0
#27 Ryan Seibold	6.5	4	5	0 - 0	0	0	0	0
#45 Zach Goodeyon	6.5	4	5	0 - 0	1	0	0	0
#32 Max Seibolt	6	5	2	0 - 0	0	0	0	0
#44 Tyler Luchtefeld	5.5	5	1	0 - 0	0	0	0	0
#2 Jayden Russell	5	4	2	0 - 0	0	0	0	1
#28 TJ Williams-Bey	3.5	2	3	0 - 0	0	0	0	1
#14 Riley Hilger	3	1	4	0 - 0	0	0	0	0
#35 Kenny Gavin	2	2	0	0 - 0	0	0	0	0
#18 Michael McCaul	1.5	1	1	0 - 0	0	0	0	0
#16 Zach Williams	1.5	1	1	0 - 0	0	0	0	0
#87	1.5	0	3	0 - 0	0	0	0	0
#24 Jacob Hunsperger	0.5	0	1	0 - 0	0	0	0	0
#49 Keirm Kinnan	0.5	0	1	0 - 0	0	0	0	0
#22 Tyron "Tank" Young	0	0	0	0 - 0	0	0	0	0

**INTERCEPTIONS**

Name	Num	Return Yards	TD
#4 Jared Flood	1	0	0
#38 Dan Bollig	1	0	0
#87	1	15	0

**DEFENSIVE FUMBLES**

Name	Forced	Recovered	Recovery Yards	TD
#58 Javier Derritt	2	0	0	0
#12 Tate Raboin	1	0	0	0
#10 Ryan Jurczak	1	0	0	0
#26 Mathew Roberts	1	0	0	0
#34 Bo Meisenheimer	1	1	0	0
#22 Tyron "Tank" Young	0	1	(-2)	0

# Player Cumulative Special Teams Statistics

## KICKING

Name	FGM-A	0-19	20-29	30-39	40-49	50+	XPM-A
#23 Joe O'Leary	0 - 1	0 - 0	0 - 0	0 - 0	0 - 1	0 - 0	18 - 20
#94 Hudson Pflumm	0 - 0	0 - 0	0 - 0	0 - 0	0 - 0	0 - 0	2 - 2

## KICKOFFS

Name	Num	Yds	Avg	Touchbacks
#23 Joe O'Leary	24	1188	49.5	7
#94 Hudson Pflumm	6	267	44.5	2

## PUNTING

Name	Num	Yds	Avg	I20	Blk	Touchbacks	Fair Catches
#35 Kenny Gavin	16	622	38.9	4	1	1	0

## KICK RETURNS

Name	Num	Yds	Avg	TD
#4 Jared Flood	2	59	29.5	0
#1 Tristan Davis	3	36	12.0	0
#22 Tyron "Tank" Young	1	30	30.0	0
#13 Max McElroy	1	18	18.0	0
#44 Tyler Luchtefeld	1	10	10.0	0
#17 Preston Cowley	1	7	7.0	0
#21 Adam Davis	2	7	3.5	0
#18 Michael McCaul	1	6	6.0	0
#87 Elias Carson	1	0	0.0	0
#39 Sean Mayer	1	0	0.0	0
#12 Tate Raboin	1	(-6)	(-6.0)	0

## PUNT RETURNS

Name	Num	Yds	Avg	TD
#4 Jared Flood	4	59	14.8	0
#26 Mathew Roberts	1	7	7.0	0
#25 Cameron Jackson	2	0	0.0	0

