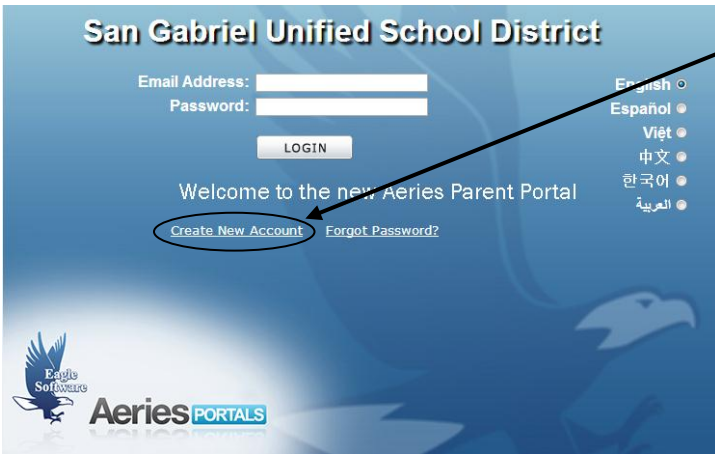
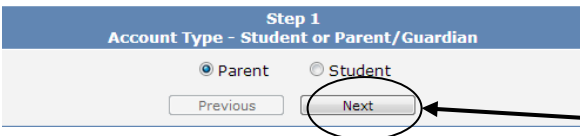


# Creating New Parent Accounts on SGUSD Aeries.Net Parent Portal

Open your internet browser. Type in the URL address <https://sis.sgusd.k12.ca.us/portal>



Click on CREATE NEW ACCOUNT located on the bottom.



STEP 1 - Parents should click on the circle to the left of **Parent**. A green dot will appear next to the selected type.

Click on NEXT

STEP 2 - Type in your email address in the Email Address box like the example.

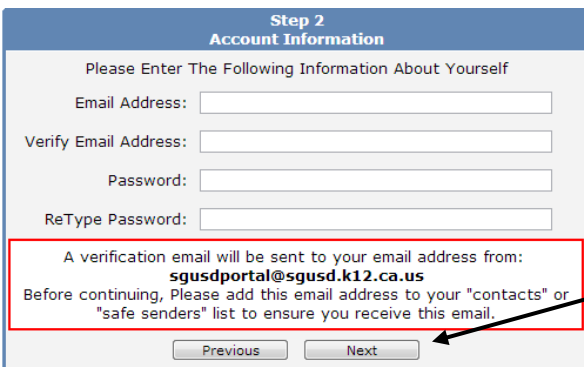
Retype your email address in the **Verify Email Address** box.

Type in any password in the **Choose Password** box.

Retype the same password in the **Retype Password** box.

Click on NEXT>>

**You will be able to change your password once your account has been created.**



**Step 3**  
**Email Verification**


A verification email has been sent to your email address from:  
**sgusdportal@sgusd.k12.ca.us**  
Click the "Confirm" link provided in that email or copy and paste the Email Code into the field below:

Email Code:

STEP 3 - You will then be asked to enter an email code that you will retrieve from the email address you provided in Step 1. PLEASE CHECK YOUR SPAM FILTER.

You can either click on the link provided to **Confirm** your email address **or** cut and paste the **Email Code** at the bottom of the email and click next.

Aeries Account Verification ( [REDACTED] )

 sgusdportal@sgusd.k12.ca.us (sgusdportal@sgusd.k12.ca.us) Add to contacts 9:48 AM  
To: dennise78@hotmail.com

From: **sgusdportal@sgusd.k12.ca.us** Microsoft SmartScreen classified this message as junk.  
Sent: Fri 9/06/13 9:48 AM  
To: [REDACTED]

Microsoft SmartScreen marked this message as junk and we'll delete it after ten days.  
[Wait, it's safe!](#)

Thank you for registering for an Aeries account. In order to ensure the account was requested by you, please click on the appropriate link below or copy and paste the URL into the Address bar of your browser.

If you can, please click on the following links to confirm or reject this account:

[Confirm This Email Address](#)

[Reject This Email Address](#)

If you are unable to click the links above, you need to copy and paste the following URL into your web browser's Address bar.  
<https://sis.sgusd.k12.ca.us/portal/ConfirmEmail.aspx>

You will then be prompted for the following information which you can copy and paste into the page:  
Email Address: [REDACTED]  
Email Code: 2TT3A4E4243NY77G3539

**Final Step**  
**Login to Aeries**

Thank you for confirming your email address. You may now login to Aeries and link your account to a student.  
[Return to Login Page](#)

LOGIN COMPLETE - Once you confirm your email, you will be able to login to the Aeries.Net Parent Portal.

**Step 1  
Student Verification**

Please Enter The Following Information About Your Student

Student Permanent ID Number:

Student Home Telephone Number:

Verification Code:

STEP 1 - When you login to the Aeries.Net Parent Portal, you will be asked to provide the following information:

- Student Permanent ID Number – 7 digit ID
- Student Home Telephone Number - # the school has on file in (XXX) XXX-XXXX format.
- Verification Code – Code you received via email when you turned in the Request for Parent Portal Access

**Step 2  
Emergency Contact Verification**

Your account is now linked to [REDACTED]

If your name appears below, please select it so that the email address on the record can be updated.

Name	Relationship
[REDACTED]	
None of the above	

STEP 2 - You will then be asked to identify your relationship to the student. Please select one and click **NEXT**.

**Step 3  
Process Complete**

Your account is now linked to [REDACTED]

STEP 3 – Process Complete. You will now be able to click on the links at the top of the page for **STUDENT INFO, ATTENDANCE, or GRADES**.