

**Gordon Bernell Charter School
Finance Committee Meeting
Tuesday, October 17, 2017**

I. BUDGET*

- No BARs

•

II. FINANCIAL STATEMENT REPORTS AS OF SEPTEMBER 30, 2017

- Budget Analysis
- Budget to Actual – Expenditure and Revenue
- Statement of Revenues, Expenditures and Changes in Fund Balance
- Balance Sheet Report

III. BANK RECONCILIATION REPORTS

- September 2017

IV. PAYROLL & ACCOUNTS PAYABLE PAYMENT VOUCHERS *

- September 2017

V. OTHER


- Audit Update

* Requires Governing Council approval.

Gordon Bernell Charter School
Budget Analysis
As of September 30, 2017

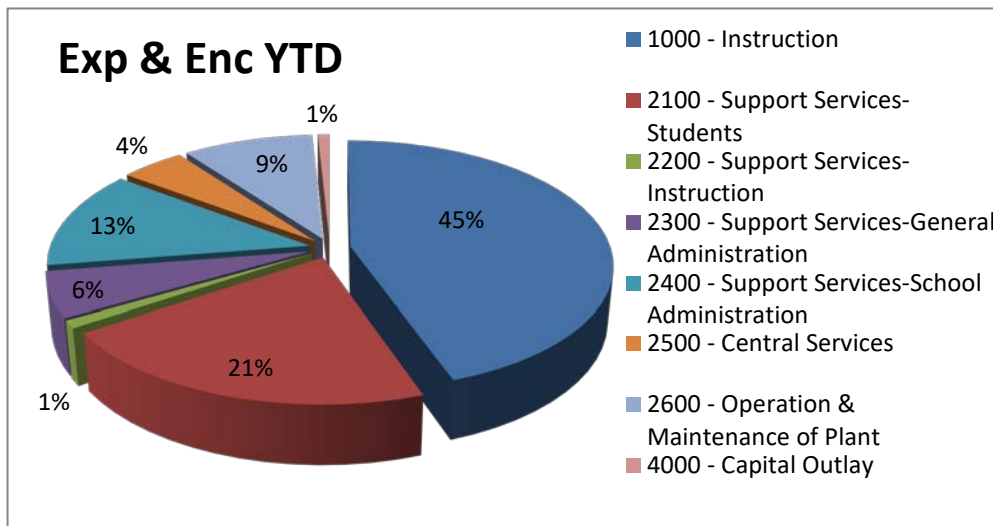
Fund	Budget (YTD)	Actual (YTD)	Encumbrance	Balance	%age Spent
Operational	\$3,363,725	\$649,732	\$2,282,209	\$431,783	19%
Instructional Materials	\$89,851	\$9,718	\$8,022	\$72,112	11%
IDEA-B	\$22,514	\$5,574	\$0	\$16,940	25%
English Language Acquisition	\$65	\$0	\$0	\$65	0%
Title II	\$35,232	\$1,095	\$494	\$33,643	3%
2014 GO Bond Library	\$4,068	\$0	\$0	\$4,068	0%
Public School Capital Outlay - Lease Assistance	\$0	\$0	\$0	\$0	#DIV/0!
HB-33	\$251,098	\$1,928	\$2,193	\$246,977	1%
SB-9 State Match	\$0	\$0	\$14,660	-\$14,660	#DIV/0!
SB-9 Local	\$524,435	\$477	\$12,879	\$511,078	0%
Total	\$4,290,988	\$668,524	\$2,320,457	\$1,302,007	

Percentage of Budget Allocated



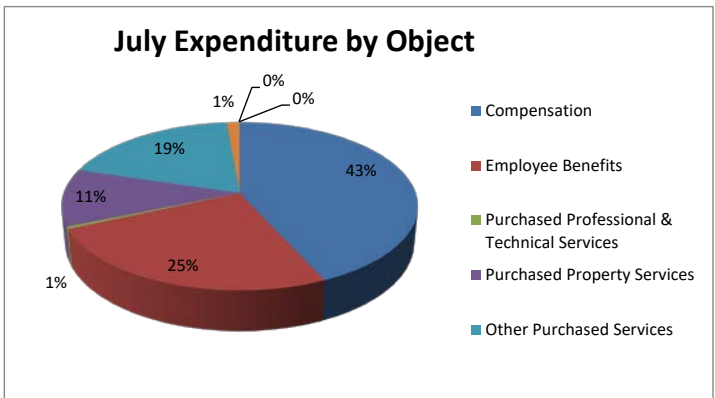
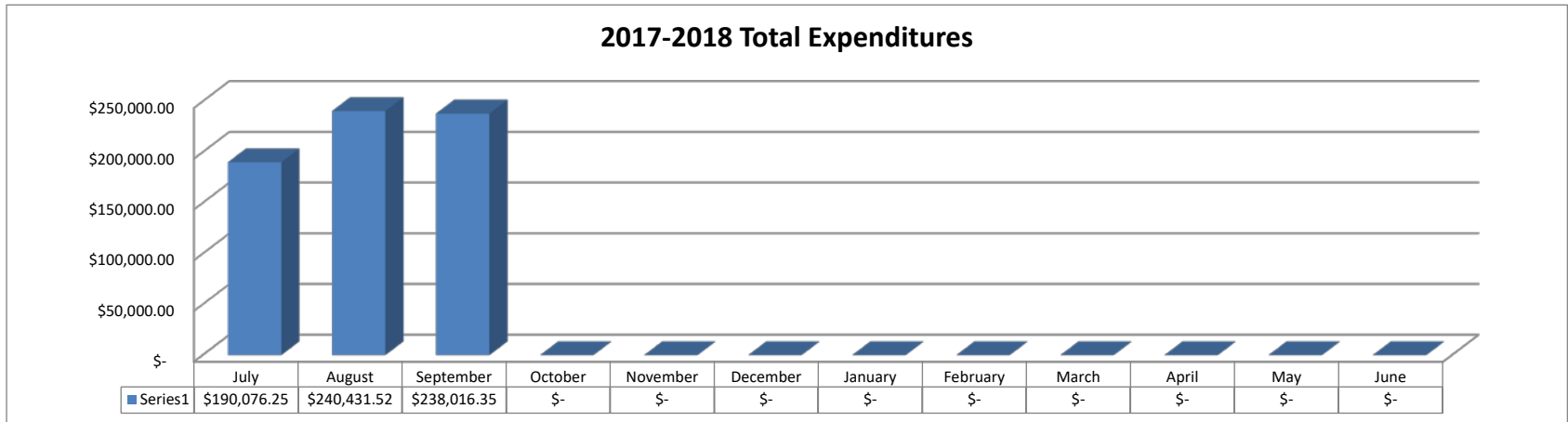
**Gordon Bernell Charter School
Expenditures YTD
As of September 30, 2017**

Function	Exp & Enc YTD
1000 - Instruction	\$ 1,334,422.42
2100 - Support Services-Students	\$ 628,060.33
2200 - Support Services-Instruction	\$ 29,524.18
2300 - Support Services-General Administration	\$ 175,116.67
2400 - Support Services-School Administration	\$ 380,958.53
2500 - Central Services	\$ 137,438.74
2600 - Operation & Maintenance of Plant	\$ 278,869.03
4000 - Capital Outlay	\$ 24,591.21
	<u>\$ 2,988,981.11</u>



Gordon Bernell Charter School
 Monthly Expenditure Analysis
 As of September 30, 2017

Expenditure	July	August	September	October	November	December	January	February	March	April	May	June	Total	Dec %age
Compensation	\$ 82,162.25	\$ 158,416.02	\$ 145,707.12										\$ 386,285.39	#DIV/0!
Employee Benefits	\$ 47,594.27	\$ 50,820.18	\$ 48,512.78										\$ 146,927.23	#DIV/0!
Purchased Professional & Technical Services	\$ 796.96	\$ 9,039.52	\$ 14,882.88										\$ 24,719.36	#DIV/0!
Purchased Property Services	\$ 20,951.01	\$ 9,512.60	\$ 20,838.20										\$ 51,301.81	#DIV/0!
Other Purchased Services	\$ 35,993.83	\$ 1,409.13	\$ 4,577.78										\$ 41,980.74	#DIV/0!
Supplies	\$ 2,577.93	\$ 10,324.79	\$ 3,497.59										\$ 16,400.31	#DIV/0!
Property	\$ -	\$ 909.28	\$ -										\$ 909.28	#DIV/0!
Debt Service and Miscellaneous	\$ -	\$ -	\$ -										\$ -	#DIV/0!
Total	\$ 190,076.25	\$ 240,431.52	\$ 238,016.35	\$ -	\$ -	\$ -	\$ -	\$ -	\$ -	\$ -	\$ -	\$ -	\$ 668,524.12	#DIV/0!



Cycle: FY2018; Begin Date: 9/1/2017; End Date: 9/30/2017; Account Type: Revenue; Subtotal Elements: Fund,Function; Filter: ((Fund) >= '11000'); Subtotal By Account Type: Yes

Account Code	Description	Actual (Date Range)	Budget (YTD)	Actual (YTD)	Encumbrance (YTD)	Available (YTD)	% of Budget
11000-0000-41701-0000-001030-0000	Fees - Activities	\$ (50.00)	\$ -	\$ (80.00)	\$ -	\$ 80.00	0.00
11000-0000-43101-0000-001030-0000	Revenue/Balance Sheet-State Equalization	\$ (241,187.80)	\$ (2,887,953.00)	\$ (717,262.00)	\$ -	\$ (2,170,691.00)	24.83
Subtotal of Element: Revenue		\$ (241,237.80)	\$ (2,887,953.00)	\$ (717,342.00)	\$ -	\$ (2,170,611.00)	24.84
Subtotal of Element: [Function] 0000 - Revenue		\$ (241,237.80)	\$ (2,887,953.00)	\$ (717,342.00)	\$ -	\$ (2,170,611.00)	24.84
Subtotal of Element: [Fund] 11000 - Operational		\$ (241,237.80)	\$ (2,887,953.00)	\$ (717,342.00)	\$ -	\$ (2,170,611.00)	24.84
14000-0000-43202-0000-001030-0000	State Flow-through Grant	\$ -	\$ (11,232.00)	\$ -	\$ -	\$ (11,232.00)	0.00
Subtotal of Element: Revenue		\$ -	\$ (11,232.00)	\$ -	\$ -	\$ (11,232.00)	0.00
Subtotal of Element: [Function] 0000 - Revenue		\$ -	\$ (11,232.00)	\$ -	\$ -	\$ (11,232.00)	0.00
Subtotal of Element: [Fund] 14000 - Total Instructional Materials Sub-Fund		\$ -	\$ (11,232.00)	\$ -	\$ -	\$ (11,232.00)	0.00
24106-0000-41924-0000-001030-0000	Flowthrough Grants from District	\$ -	\$ (22,514.00)	\$ -	\$ -	\$ (22,514.00)	0.00
Subtotal of Element: Revenue		\$ -	\$ (22,514.00)	\$ -	\$ -	\$ (22,514.00)	0.00
Subtotal of Element: [Function] 0000 - Revenue		\$ -	\$ (22,514.00)	\$ -	\$ -	\$ (22,514.00)	0.00
Subtotal of Element: [Fund] 24106 - Entitlement IDEA-B		\$ -	\$ (22,514.00)	\$ -	\$ -	\$ (22,514.00)	0.00
24153-0000-41924-0000-001030-0000	Flowthrough Grants from District	\$ -	\$ (65.00)	\$ -	\$ -	\$ (65.00)	0.00
Subtotal of Element: Revenue		\$ -	\$ (65.00)	\$ -	\$ -	\$ (65.00)	0.00
Subtotal of Element: [Function] 0000 - Revenue		\$ -	\$ (65.00)	\$ -	\$ -	\$ (65.00)	0.00
Subtotal of Element: [Fund] 24153 - English Language Acquisition		\$ -	\$ (65.00)	\$ -	\$ -	\$ (65.00)	0.00
24154-0000-41924-0000-001030-0000	Flowthrough Grants from District	\$ -	\$ (35,232.00)	\$ -	\$ -	\$ (35,232.00)	0.00
Subtotal of Element: Revenue		\$ -	\$ (35,232.00)	\$ -	\$ -	\$ (35,232.00)	0.00
Subtotal of Element: [Function] 0000 - Revenue		\$ -	\$ (35,232.00)	\$ -	\$ -	\$ (35,232.00)	0.00
Subtotal of Element: [Fund] 24154 - Teacher/Principal Training & Recruiting		\$ -	\$ (35,232.00)	\$ -	\$ -	\$ (35,232.00)	0.00
27107-0000-43204-0000-001030-0000	Prior Year Balances	\$ -	\$ (4,068.00)	\$ -	\$ -	\$ (4,068.00)	0.00
Subtotal of Element: Revenue		\$ -	\$ (4,068.00)	\$ -	\$ -	\$ (4,068.00)	0.00
Subtotal of Element: [Function] 0000 - Revenue		\$ -	\$ (4,068.00)	\$ -	\$ -	\$ (4,068.00)	0.00
Subtotal of Element: [Fund] 27107 - Literacy For Children @ Risk PED		\$ -	\$ (4,068.00)	\$ -	\$ -	\$ (4,068.00)	0.00
31600-0000-41110-0000-001030-0000	Ad Valorem Taxes - School District	\$ (517.88)	\$ (251,098.00)	\$ (5,255.16)	\$ -	\$ (245,842.84)	2.09
Subtotal of Element: Revenue		\$ (517.88)	\$ (251,098.00)	\$ (5,255.16)	\$ -	\$ (245,842.84)	2.09
Subtotal of Element: [Function] 0000 - Revenue		\$ (517.88)	\$ (251,098.00)	\$ (5,255.16)	\$ -	\$ (245,842.84)	2.09
Subtotal of Element: [Fund] 31600 - Capital Improvements HB-33		\$ (517.88)	\$ (251,098.00)	\$ (5,255.16)	\$ -	\$ (245,842.84)	2.09
31701-0000-41110-0000-001030-0000	Ad Valorem Taxes - School District	\$ (381.82)	\$ (123,914.00)	\$ (3,486.35)	\$ -	\$ (120,427.65)	2.81
Subtotal of Element: Revenue		\$ (381.82)	\$ (123,914.00)	\$ (3,486.35)	\$ -	\$ (120,427.65)	2.81
Subtotal of Element: [Function] 0000 - Revenue		\$ (381.82)	\$ (123,914.00)	\$ (3,486.35)	\$ -	\$ (120,427.65)	2.81
Subtotal of Element: [Fund] 31701 - Capital Improvements SB-9 Local		\$ (381.82)	\$ (123,914.00)	\$ (3,486.35)	\$ -	\$ (120,427.65)	2.81
Total		\$ (242,137.50)	\$ (3,336,076.00)	\$ (726,083.51)	\$ -	\$ (2,609,992.49)	21.76

Cycle: FY2018; Begin Date: 9/1/2017; End Date: 9/30/2017; Account Type: Expenditure; Subtotal Elements: Fund,Function; Filter: ([Fund] >= '11000'); Subtotal By Account Type: Yes

Account Code	Description	Actual (Date Range)	Budget (YTD)	Actual (YTD)	Encumbrance (YTD)	Available (YTD)	% of Budget
11000-1000-51100-0000-001030-1611	Instruction-Salaries Expense	\$ 3,378.10	\$ 37,159.00	\$ 5,067.15	\$ 32,091.85	\$ -	13.63
11000-1000-51100-0000-001030-1613	Instruction-Salaries Expense	-	\$ 5,997.00	\$ 5,996.05	-	\$ 0.95	99.98
11000-1000-51100-1010-001030-1411	Instruction-Salaries Expense	\$ 60,962.02	\$ 834,157.00	\$ 160,051.27	\$ 579,138.95	\$ 94,966.78	19.18
11000-1000-51100-2000-001030-1412	Instruction-Salaries Expense	\$ 14,633.66	\$ 178,283.00	\$ 39,262.99	\$ 139,019.85	\$ 0.16	22.02
11000-1000-51300-1010-001030-1411	Instruction-Additional Compensation	\$ -	\$ -	\$ 483.08	\$ 483.08	\$ (966.16)	0.00
11000-1000-52111-0000-001030-0000	Instruction-Educational Retirement	\$ 10,977.34	\$ 147,237.00	\$ 28,476.13	\$ 104,360.37	\$ 14,400.50	19.34
11000-1000-52112-0000-001030-0000	Instruction-ERA - Retiree Health	\$ 1,579.50	\$ 21,256.00	\$ 4,097.34	\$ 15,016.16	\$ 2,142.50	19.27
11000-1000-52210-0000-001030-0000	Instruction-FICA Payments	\$ 4,648.18	\$ 65,869.00	\$ 12,444.64	\$ 44,191.17	\$ 9,233.19	18.89
11000-1000-52220-0000-001030-0000	Instruction-Medicare Payments	\$ 1,087.10	\$ 15,413.00	\$ 2,910.47	\$ 10,335.20	\$ 2,167.33	18.88
11000-1000-52311-0000-001030-0000	Instruction-Health and Medical Premiums	\$ 4,792.76	\$ 90,549.00	\$ 13,080.44	\$ 55,320.55	\$ 22,148.01	14.44
11000-1000-52312-0000-001030-0000	Instruction-Life	\$ 71.09	\$ 1,254.00	\$ 193.42	\$ 692.10	\$ 368.48	15.42
11000-1000-52313-0000-001030-0000	Instruction-Dental	\$ 329.38	\$ 4,649.00	\$ 808.63	\$ 3,293.88	\$ 546.49	17.39
11000-1000-52314-0000-001030-0000	Instruction-Vision	\$ 65.52	\$ 1,059.00	\$ 169.06	\$ 635.92	\$ 254.02	15.96
11000-1000-52315-0000-001030-0000	Instruction-Disability	\$ 143.87	\$ 2,251.00	\$ 408.92	\$ 1,374.83	\$ 467.25	18.16
11000-1000-52500-0000-001030-0000	Instruction-Unemployment Compensation	\$ 997.10	\$ 12,083.00	\$ 2,669.59	\$ 9,480.02	\$ (66.61)	22.09
11000-1000-52710-0000-001030-0000	Instruction-Workers Compensation Premium	-	\$ 15,413.00	\$ 13,373.12	-	\$ 2,039.88	86.76
11000-1000-52720-0000-001030-0000	Instruction-Workers Compensation Employer	\$ 35.93	\$ 259.00	\$ 35.93	\$ 209.86	\$ 13.21	13.87
11000-1000-53330-1010-001030-0000	Instruction-Professional Development	-	\$ 2,000.00	-	-	\$ 2,000.00	0.00
11000-1000-53711-1010-001030-0000	Instruction-Other Charges	-	\$ 500.00	-	-	\$ 500.00	0.00
11000-1000-55819-1010-001030-0000	Instruction-Employee Travel - Teachers	-	\$ 500.00	-	-	\$ 500.00	0.00
11000-1000-56112-1010-001030-0000	Instruction-Other Textbooks	-	\$ 200.00	\$ 24.79	\$ 190.33	\$ (15.12)	12.39
11000-1000-56113-1010-001030-0000	Instruction-Software	-	\$ 3,589.00	-	\$ 973.16	\$ 2,615.84	0.00
11000-1000-56118-1010-001030-0000	Instruction-General Supplies and Materials	\$ 2,328.95	\$ 20,000.00	\$ 5,262.55	\$ 587.29	\$ 14,150.16	26.31
11000-1000-57331-1010-001030-0000	Instruction-Fixed Assets (More Than \$5,000)	-	\$ 318,625.00	-	-	\$ 318,625.00	0.00
11000-1000-57332-1010-001030-0000	Instruction-Supply Assets (\$5,000 or Less)	-	\$ 6,000.00	\$ 909.28	\$ 15,222.45	\$ (10,131.73)	15.15
Subtotal of Element: Expenditure		\$ 106,030.50	\$ 1,784,302.00	\$ 295,724.85	\$ 1,012,617.02	\$ 475,960.13	16.57
Subtotal of Element: [Function] 1000 - Instruction		\$ 106,030.50	\$ 1,784,302.00	\$ 295,724.85	\$ 1,012,617.02	\$ 475,960.13	16.57
11000-2100-51100-0000-001030-1211	Support Services-Students-Salaries Expense	\$ 8,135.24	\$ 97,623.00	\$ 20,338.10	\$ 77,284.90	\$ -	20.83
11000-2100-51100-0000-001030-1214	Support Services-Students-Salaries Expense	\$ 14,501.54	\$ 243,483.00	\$ 44,614.85	\$ 190,717.65	\$ 8,150.50	18.32
11000-2100-51100-0000-001030-1217	Support Services-Students-Salaries Expense	\$ 5,201.50	\$ 62,418.00	\$ 13,003.75	\$ 49,414.25	\$ -	20.83
11000-2100-51300-0000-001030-1511	Support Services-Students-Additional Compe	-	\$ 2,502.00	\$ 1,397.48	\$ 987.35	\$ 117.17	55.85
11000-2100-52111-0000-001030-0000	Support Services-Students-Educational Retir	\$ 4,644.28	\$ 56,239.00	\$ 11,804.95	\$ 44,095.72	\$ 338.33	20.99
11000-2100-52112-0000-001030-0000	Support Services-Students-ERA - Retiree He	\$ 668.26	\$ 8,455.00	\$ 1,698.60	\$ 6,344.73	\$ 411.67	20.08
11000-2100-52210-0000-001030-0000	Support Services-Students-FICA Payments	\$ 1,931.82	\$ 23,701.00	\$ 4,924.01	\$ 18,354.97	\$ 422.02	20.77
11000-2100-52220-0000-001030-0000	Support Services-Students-Medicare Paymer	\$ 451.76	\$ 6,132.00	\$ 1,151.50	\$ 4,292.56	\$ 687.94	18.77
11000-2100-52311-0000-001030-0000	Support Services-Students-Health and Medic	\$ 2,965.52	\$ 35,600.00	\$ 7,245.93	\$ 29,665.20	\$ (1,311.13)	20.35
11000-2100-52312-0000-001030-0000	Support Services-Students-Life	\$ 29.06	\$ 627.00	\$ 72.65	\$ 292.95	\$ 261.40	11.58
11000-2100-52313-0000-001030-0000	Support Services-Students-Dental	\$ 237.00	\$ 3,030.00	\$ 593.21	\$ 2,376.68	\$ 60.11	19.57
11000-2100-52314-0000-001030-0000	Support Services-Students-Vision	\$ 27.62	\$ 407.00	\$ 65.90	\$ 282.50	\$ 58.60	16.19
11000-2100-52315-0000-001030-0000	Support Services-Students-Disability	\$ 30.37	\$ 626.00	\$ 70.04	\$ 315.46	\$ 240.50	11.18
11000-2100-52500-0000-001030-0000	Support Services-Students-Unemployment C	\$ 414.40	\$ 4,911.00	\$ 1,056.26	\$ 3,937.36	\$ (82.62)	21.50
11000-2100-52710-0000-001030-0000	Support Services-Students-Workers Comper	-	\$ 3,350.00	\$ 3,349.92	-	\$ 0.08	99.99
11000-2100-52720-0000-001030-0000	Support Services-Students-Workers Comper	\$ 14.22	\$ 169.00	\$ 14.22	\$ 150.34	\$ 4.44	8.41
11000-2100-53212-2000-001030-0000	Support Services-Students-Speech Therapis	\$ 725.63	\$ 32,032.00	\$ 725.63	\$ 31,306.72	\$ (0.35)	2.26
11000-2100-53215-2000-001030-0000	Support Services-Students-Psychologists/Co	-	\$ 6,600.00	-	\$ 6,600.00	-	0.00
11000-2100-53330-0000-001030-0000	Support Services-Students-Professional Dev	-	\$ 200.00	-	-	\$ 200.00	0.00
11000-2100-53414-0000-001030-0000	Support Services-Students-Other Profession:	-	\$ 17,500.00	\$ 1,203.75	\$ 13,796.25	\$ 2,500.00	6.87
11000-2100-55915-0000-001030-0000	Support Services-Students-Other Contract S	\$ 2,480.56	\$ 28,936.00	\$ 2,799.87	\$ 26,140.12	\$ (3.99)	9.67
11000-2100-56118-0000-001030-0000	Support Services-Students-General Supplies	-	\$ 1,000.00	-	-	\$ 1,000.00	0.00
Subtotal of Element: Expenditure		\$ 42,459.78	\$ 635,541.00	\$ 116,130.62	\$ 506,355.71	\$ 13,054.67	18.27
Subtotal of Element: [Function] 2100 - Support Services-Students		\$ 42,459.78	\$ 635,541.00	\$ 116,130.62	\$ 506,355.71	\$ 13,054.67	18.27
11000-2200-51100-0000-001030-1211	Support Services-Instruction-Salaries Expens	\$ 1,794.28	\$ 21,532.00	\$ 4,485.70	\$ 17,045.80	\$ 0.50	20.83
11000-2200-52111-0000-001030-0000	Support Services-Instruction-Educational Ret	\$ 249.40	\$ 2,994.00	\$ 623.50	\$ 2,369.49	\$ 1.01	20.82
11000-2200-52112-0000-001030-0000	Support Services-Instruction-ERA - Retiree F	\$ 35.88	\$ 431.00	\$ 89.70	\$ 340.86	\$ 0.44	20.81
11000-2200-52210-0000-001030-0000	Support Services-Instruction-FICA Payments	\$ 102.90	\$ 1,239.00	\$ 257.70	\$ 977.56	\$ 3.74	20.79
11000-2200-52220-0000-001030-0000	Support Services-Instruction-Medicare Paym	\$ 24.06	\$ 290.00	\$ 60.27	\$ 228.57	\$ 1.16	20.78
11000-2200-52311-0000-001030-0000	Support Services-Instruction-Health and Med	\$ 189.50	\$ 2,269.00	\$ 462.86	\$ 1,895.00	\$ (88.86)	20.39
11000-2200-52312-0000-001030-0000	Support Services-Instruction-Life	\$ 1.92	\$ 57.00	\$ 4.80	\$ 19.20	\$ 33.00	8.42
11000-2200-52313-0000-001030-0000	Support Services-Instruction-Dental	\$ 10.04	\$ 168.00	\$ 25.10	\$ 100.40	\$ 42.50	14.94
11000-2200-52314-0000-001030-0000	Support Services-Instruction-Vision	\$ 2.04	\$ 38.00	\$ 5.10	\$ 20.40	\$ 12.50	13.42
11000-2200-52315-0000-001030-0000	Support Services-Instruction-Disability	\$ 3.84	\$ 84.00	\$ 9.60	\$ 38.40	\$ 36.00	11.42
11000-2200-52500-0000-001030-0000	Support Services-Instruction-Unemployment	\$ 22.08	\$ 378.00	\$ 55.32	\$ 209.76	\$ 112.92	14.63
11000-2200-52710-0000-001030-0000	Support Services-Instruction-Workers Compe	-	\$ 252.00	-	-	\$ 252.00	0.00
11000-2200-52720-0000-001030-0000	Support Services-Instruction-Workers Compe	\$ 0.95	\$ 4.00	\$ 0.95	\$ 1.90	\$ 1.15	23.75
11000-2200-56114-0000-001030-0000	Support Services-Instruction-Library And Auc	-	\$ 197.00	-	\$ 196.24	\$ 0.76	0.00
11000-2200-56118-0000-001030-0000	Support Services-Instruction-General Supplie	-	\$ 2,000.00	-	-	\$ 2,000.00	0.00
Subtotal of Element: Expenditure		\$ 2,436.89	\$ 31,933.00	\$ 6,080.60	\$ 23,443.58	\$ 2,408.82	19.04
Subtotal of Element: [Function] 2200 - Support Services-Instruction		\$ 2,436.89	\$ 31,933.00	\$ 6,080.60	\$ 23,443.58	\$ 2,408.82	19.04
11000-2300-51100-0000-001030-1111	Support Services-General Administration-Sal	\$ 9,037.66	\$ 108,452.00	\$ 22,594.15	\$ 85,857.85	\$ -	20.83
11000-2300-52111-0000-001030-0000	Support Services-General Administration-Ed	\$ 1,256.24	\$ 15,075.00	\$ 3,140.60	\$ 11,934.29	\$ 0.11	20.83
11000-2300-52112-0000-001030-0000	Support Services-General Administration-ER	\$ 180.76	\$ 2,170.00	\$ 451.90	\$ 1,717.22	\$ 0.88	20.82
11000-2300-52210-0000-001030-0000	Support Services-General Administration-FIC	\$ 521.12	\$ 6,725.00	\$ 1,304.93	\$ 4,950.65	\$ 469.42	19.40
11000-2300-52220-0000-001030-0000	Support Services-General Administration-Me	\$ 121.88	\$ 1,573.00	\$ 305.18	\$ 1,157.86	\$ 109.96	19.40
11000-2300-52311-0000-001030-0000	Support Services-General Administration-He	\$ 891.14	\$ 10,759.00	\$ 2,176.67	\$ 8,465.83	\$ 116.50	20.23
11000-2300-52312-0000-001030-0000	Support Services-General Administration-Lif	\$ 4.70	\$ 62.00	\$ 11.75	\$ 44.65	\$ 5.60	18.95
11000-2300-52313-0000-001030-0000	Support Services-General Administration-Der	\$ 48.88	\$ 637.00	\$ 122.20	\$ 464.36	\$ 50.44	19.18

Cycle: FY2018; Begin Date: 9/1/2017; End Date: 9/30/2017; Account Type: Expenditure; Subtotal Elements: Fund,Function; Filter: ([Fund] >= '11000'); Subtotal By Account Type: Yes

Account Code	Description	Actual (Date Range)	Budget (YTD)	Actual (YTD)	Encumbrance (YTD)	Available (YTD)	% of Budget
11000-2300-52314-0000-001030-0000	Support Services-General Administration-Visi	\$ 8.48	\$ 114.00	\$ 21.20	\$ 80.56	\$ 12.24	18.59
11000-2300-52315-0000-001030-0000	Support Services-General Administration-Dis	\$ 26.10	\$ 378.00	\$ 65.25	\$ 247.95	\$ 64.80	17.26
11000-2300-52500-0000-001030-0000	Support Services-General Administration-Unr	\$ -	\$ 920.00	\$ 158.23	\$ 886.88	\$ (125.11)	17.19
11000-2300-52720-0000-001030-0000	Support Services-General Administration-Wo	\$ 2.30	\$ 10.00	\$ 2.30	\$ 4.60	\$ 3.10	23.00
11000-2300-53330-0000-001030-0000	Support Services-General Administration-Pro	\$ -	\$ 5,000.00	\$ -	\$ -	\$ 5,000.00	0.00
11000-2300-53411-0000-001030-0000	Support Services-General Administration-Auc	\$ 7,788.38	\$ 11,500.00	\$ 7,788.38	\$ -	\$ 3,711.62	67.72
11000-2300-53413-0000-001030-0000	Support Services-General Administration-Leg	\$ 277.82	\$ 18,668.00	\$ 516.11	\$ 18,151.48	\$ 0.41	2.76
11000-2300-53711-0000-001030-0000	Support Services-General Administration-Oth	\$ -	\$ 1,000.00	\$ -	\$ 900.00	\$ 100.00	0.00
11000-2300-55812-0000-001030-0000	Support Services-General Administration-Boz	\$ -	\$ 2,000.00	\$ -	\$ -	\$ 2,000.00	0.00
11000-2300-55915-0000-001030-0000	Support Services-General Administration-Oth	\$ -	\$ 800.00	\$ 109.50	\$ 690.50	\$ -	13.68
Subtotal of Element: Expenditure		\$ 20,165.46	\$ 185,843.00	\$ 38,768.35	\$ 135,554.68	\$ 11,519.97	20.86
Subtotal of Element: [Function] 2300 - Support Services-General Administration		\$ 20,165.46	\$ 185,843.00	\$ 38,768.35	\$ 135,554.68	\$ 11,519.97	20.86
11000-2400-51100-0000-001030-1112	Support Services-School Administration-Sala	\$ 521.46	\$ 5,736.00	\$ 782.19	\$ 4,953.81	\$ -	13.63
11000-2400-51100-0000-001030-1211	Support Services-School Administration-Sala	\$ 5,583.34	\$ 67,000.00	\$ 13,958.35	\$ 53,041.65	\$ -	20.83
11000-2400-51100-0000-001030-1217	Support Services-School Administration-Sala	\$ 13,621.69	\$ 112,277.00	\$ 34,121.90	\$ 130,737.91	\$ (52,582.81)	30.39
11000-2400-52111-0000-001030-0000	Support Services-School Administration-Educ	\$ 2,741.99	\$ 33,083.00	\$ 6,791.90	\$ 26,253.36	\$ 37.74	20.52
11000-2400-52112-0000-001030-0000	Support Services-School Administration-ERA	\$ 394.52	\$ 4,914.00	\$ 977.23	\$ 3,777.34	\$ 159.43	19.88
11000-2400-52210-0000-001030-0000	Support Services-School Administration-FIC/	\$ 1,126.85	\$ 13,680.00	\$ 2,806.58	\$ 11,119.71	\$ (246.29)	20.51
11000-2400-52220-0000-001030-0000	Support Services-School Administration-Med	\$ 263.53	\$ 3,200.00	\$ 656.38	\$ 2,600.45	\$ (56.83)	20.51
11000-2400-52311-0000-001030-0000	Support Services-School Administration-Heal	\$ 2,852.24	\$ 36,088.00	\$ 5,662.81	\$ 30,234.30	\$ 190.89	15.69
11000-2400-52312-0000-001030-0000	Support Services-School Administration-Life	\$ 22.48	\$ 399.00	\$ 55.78	\$ 227.15	\$ 116.07	13.97
11000-2400-52313-0000-001030-0000	Support Services-School Administration-Dent	\$ 183.88	\$ 2,452.00	\$ 397.14	\$ 1,912.12	\$ 142.74	16.19
11000-2400-52314-0000-001030-0000	Support Services-School Administration-Visic	\$ 37.08	\$ 491.00	\$ 79.42	\$ 387.76	\$ 23.82	16.17
11000-2400-52315-0000-001030-0000	Support Services-School Administration-Disa	\$ 26.28	\$ 390.00	\$ 52.56	\$ 280.38	\$ 57.06	13.47
11000-2400-52500-0000-001030-0000	Support Services-School Administration-Uner	\$ 241.70	\$ 3,083.00	\$ 602.02	\$ 2,385.19	\$ 95.79	19.52
11000-2400-52710-0000-001030-0000	Support Services-School Administration-Wor	\$ -	\$ 4,450.00	\$ 4,307.04	\$ -	\$ 142.96	96.78
11000-2400-52720-0000-001030-0000	Support Services-School Administration-Wor	\$ 11.00	\$ 316.00	\$ 11.00	\$ 148.50	\$ 156.50	3.48
11000-2400-53711-0000-001030-0000	Support Services-School Administration-Oth	\$ 595.00	\$ 5,595.00	\$ 595.00	\$ 5,000.00	\$ -	10.63
11000-2400-54610-0000-001030-0000	Support Services-School Administration-Rent	\$ -	\$ 650.00	\$ -	\$ 638.00	\$ 12.00	0.00
11000-2400-54630-0000-001030-0000	Support Services-School Administration-Rent	\$ 3,435.87	\$ 27,960.00	\$ 5,149.32	\$ 15,421.05	\$ 7,389.63	18.41
11000-2400-55915-0000-001030-0000	Support Services-School Administration-Oth	\$ -	\$ 12,360.00	\$ 360.00	\$ 10,746.00	\$ 1,254.00	2.91
11000-2400-56118-0000-001030-0000	Support Services-School Administration-Gen	\$ 336.30	\$ 7,083.00	\$ 817.69	\$ 2,909.54	\$ 3,355.77	11.54
Subtotal of Element: Expenditure		\$ 31,995.21	\$ 341,207.00	\$ 78,184.31	\$ 302,774.22	\$ (39,751.53)	22.91
Subtotal of Element: [Function] 2400 - Support Services-School Administration		\$ 31,995.21	\$ 341,207.00	\$ 78,184.31	\$ 302,774.22	\$ (39,751.53)	22.91
11000-2500-51100-0000-001030-1115	Central Services-Salaries Expense	\$ 2,762.63	\$ 85,000.00	\$ 12,171.18	\$ -	\$ 72,828.82	14.31
11000-2500-51300-0000-001030-1115	Central Services-Additional Compensation	\$ -	\$ 4,188.00	\$ 2,383.20	\$ 1,613.63	\$ 191.17	56.90
11000-2500-52111-0000-001030-0000	Central Services-Educational Retirement	\$ 384.01	\$ 12,232.00	\$ 2,023.05	\$ 250.71	\$ 9,958.24	16.53
11000-2500-52112-0000-001030-0000	Central Services-ERA - Retiree Health	\$ 55.25	\$ 1,760.00	\$ 291.07	\$ 36.04	\$ 1,432.89	16.53
11000-2500-52210-0000-001030-0000	Central Services-FICA Payments	\$ 171.28	\$ 5,456.00	\$ 902.36	\$ 111.83	\$ 4,441.81	16.53
11000-2500-52220-0000-001030-0000	Central Services-Medicare Payments	\$ 40.06	\$ 1,277.00	\$ 211.04	\$ 26.16	\$ 1,039.80	16.52
11000-2500-52312-0000-001030-0000	Central Services-Life	\$ 4.70	\$ 114.00	\$ 11.75	\$ 47.00	\$ 55.25	10.30
11000-2500-52315-0000-001030-0000	Central Services-Disability	\$ 69.60	\$ 296.00	\$ 104.40	\$ 742.40	\$ (550.80)	35.27
11000-2500-52500-0000-001030-0000	Central Services-Unemployment Compensati	\$ 36.74	\$ 895.00	\$ 193.57	\$ 23.98	\$ 677.45	21.62
11000-2500-52710-0000-001030-0000	Central Services-Workers Compensation Pre	\$ -	\$ 1,277.00	\$ 717.84	\$ -	\$ 559.16	56.21
11000-2500-52720-0000-001030-0000	Central Services-Workers Compensation Em	\$ 2.30	\$ 20.00	\$ 2.30	\$ 4.60	\$ 13.10	11.50
11000-2500-53330-0000-001030-0000	Central Services-Professional Development	\$ -	\$ 900.00	\$ -	\$ -	\$ 900.00	0.00
11000-2500-53414-0000-001030-0000	Central Services-Other Professional Services	\$ 4,320.27	\$ 96,380.00	\$ 12,001.85	\$ 80,022.76	\$ 4,355.39	12.45
11000-2500-54630-0000-001030-0000	Central Services-Rentals - Computers and R	\$ 108.28	\$ 434.00	\$ 216.56	\$ 216.56	\$ 0.88	49.89
11000-2500-55813-0000-001030-0000	Central Services-Employee Travel - Non-Tea	\$ -	\$ 250.00	\$ -	\$ -	\$ 250.00	0.00
11000-2500-55915-0000-001030-0000	Central Services-Other Contract Services	\$ 1,968.21	\$ 11,803.00	\$ 7,449.57	\$ 5,856.60	\$ (1,503.17)	63.11
11000-2500-56113-0000-001030-0000	Central Services-Software	\$ -	\$ 9,600.00	\$ -	\$ 9,352.03	\$ 247.97	0.00
11000-2500-56118-0000-001030-0000	Central Services-General Supplies and Mate	\$ -	\$ 1,250.00	\$ 62.00	\$ 392.70	\$ 795.30	4.96
Subtotal of Element: Expenditure		\$ 9,923.33	\$ 233,132.00	\$ 38,741.74	\$ 98,697.00	\$ 95,693.26	16.62
Subtotal of Element: [Function] 2500 - Central Services		\$ 9,923.33	\$ 233,132.00	\$ 38,741.74	\$ 98,697.00	\$ 95,693.26	16.62
11000-2600-53711-0000-001030-0000	Operation & Maintenance of Plant-Other Cha	\$ -	\$ 1,600.00	\$ -	\$ 1,600.00	\$ -	0.00
11000-2600-54311-0000-001030-0000	Operation & Maintenance of Plant-Maintenan	\$ 1,552.50	\$ 18,380.00	\$ 4,684.30	\$ 13,695.84	\$ (0.14)	25.48
11000-2600-54416-0000-001030-0000	Operation & Maintenance of Plant-Communi	\$ 3,199.95	\$ 44,642.00	\$ 9,596.43	\$ 35,048.48	\$ (2.91)	21.49
11000-2600-54610-0000-001030-0000	Operation & Maintenance of Plant-Rental - L	\$ 11,091.60	\$ 47,164.00	\$ 30,043.86	\$ 150,219.30	\$ (133,099.16)	63.70
11000-2600-55200-0000-001030-0000	Operation & Maintenance of Plant-Property/L	\$ -	\$ 30,875.00	\$ 30,875.00	\$ -	\$ -	100.00
11000-2600-55915-0000-001030-0000	Operation & Maintenance of Plant-Other Con	\$ 129.01	\$ 1,546.00	\$ 386.80	\$ 1,159.02	\$ 0.18	25.01
11000-2600-56113-0000-001030-0000	Operation & Maintenance of Plant-Software	\$ -	\$ 6,000.00	\$ -	\$ -	\$ 6,000.00	0.00
11000-2600-56118-0000-001030-0000	Operation & Maintenance of Plant-General S	\$ 54.18	\$ 1,560.00	\$ 515.63	\$ 1,044.37	\$ -	33.05
Subtotal of Element: Expenditure		\$ 16,027.24	\$ 151,767.00	\$ 76,102.02	\$ 202,767.01	\$ (127,102.03)	50.14
Subtotal of Element: [Function] 2600 - Operation & Maintenance of Plant		\$ 16,027.24	\$ 151,767.00	\$ 76,102.02	\$ 202,767.01	\$ (127,102.03)	50.14
Subtotal of Element: [Fund] 11000 - Operational		\$ 229,038.41	\$ 3,363,725.00	\$ 649,732.49	\$ 2,282,209.22	\$ 431,783.29	19.32
14000-1000-56110-1010-001030-0000	Instruction-Instructional Materials Cash - 50%	\$ 778.16	\$ -	\$ 778.16	\$ 520.00	\$ (1,298.16)	0.00
14000-1000-56111-1010-001030-0000	Instruction-Instructional Materials Cash - 50%	\$ -	\$ 11,364.00	\$ 89.49	\$ 6.70	\$ 11,267.81	0.78
14000-1000-56113-1010-001030-0000	Instruction-Software	\$ -	\$ 77,187.00	\$ 8,850.00	\$ 7,495.00	\$ 60,842.00	11.46
14000-1000-57332-1010-001030-0000	Instruction-Supply Assets (\$5,000 or Less)	\$ -	\$ 1,300.00	\$ -	\$ -	\$ 1,300.00	0.00
Subtotal of Element: Expenditure		\$ 778.16	\$ 89,851.00	\$ 9,717.65	\$ 8,021.70	\$ 72,111.65	10.82

Cycle: FY2018; Begin Date: 9/1/2017; End Date: 9/30/2017; Account Type: Expenditure; Subtotal Elements: Fund,Function; Filter: ([Fund] >= '11000'); Subtotal By Account Type: Yes

Account Code	Description	Actual (Date Range)	Budget (YTD)	Actual (YTD)	Encumbrance (YTD)	Available (YTD)	% of Budget
Subtotal of Element: [Function] 1000 - Instruction		\$ 778.16	\$ 89,851.00	\$ 9,717.65	\$ 8,021.70	\$ 72,111.65	10.82
Subtotal of Element: [Fund] 14000 - Total Instructional Materials Sub-Fund		\$ 778.16	\$ 89,851.00	\$ 9,717.65	\$ 8,021.70	\$ 72,111.65	10.82
24106-2100-51100-2000-001030-1214	Support Services-Students-Salaries Expense	\$ 5,574.00	\$ 22,514.00	\$ 5,574.00	\$ -	\$ 16,940.00	24.75
Subtotal of Element: Expenditure		\$ 5,574.00	\$ 22,514.00	\$ 5,574.00	\$ -	\$ 16,940.00	24.76
Subtotal of Element: [Function] 2100 - Support Services-Students		\$ 5,574.00	\$ 22,514.00	\$ 5,574.00	\$ -	\$ 16,940.00	24.76
Subtotal of Element: [Fund] 24106 - Entitlement IDEA-B		\$ 5,574.00	\$ 22,514.00	\$ 5,574.00	\$ -	\$ 16,940.00	24.76
24153-1000-56118-1010-001030-0000	Instruction-General Supplies and Materials	\$ -	\$ 65.00	\$ -	\$ -	\$ 65.00	0.00
Subtotal of Element: Expenditure		\$ -	\$ 65.00	\$ -	\$ -	\$ 65.00	0.00
Subtotal of Element: [Function] 1000 - Instruction		\$ -	\$ 65.00	\$ -	\$ -	\$ 65.00	0.00
Subtotal of Element: [Fund] 24153 - English Language Acquisition		\$ -	\$ 65.00	\$ -	\$ -	\$ 65.00	0.00
24154-1000-53330-1010-001030-0000	Instruction-Professional Development	\$ 1,095.00	\$ 35,232.00	\$ 1,095.00	\$ 494.40	\$ 33,642.60	3.10
Subtotal of Element: Expenditure		\$ 1,095.00	\$ 35,232.00	\$ 1,095.00	\$ 494.40	\$ 33,642.60	3.11
Subtotal of Element: [Function] 1000 - Instruction		\$ 1,095.00	\$ 35,232.00	\$ 1,095.00	\$ 494.40	\$ 33,642.60	3.11
Subtotal of Element: [Fund] 24154 - Teacher/Principal Training & Recruiting		\$ 1,095.00	\$ 35,232.00	\$ 1,095.00	\$ 494.40	\$ 33,642.60	3.11
27107-2200-56114-0000-001030-0000	Support Services-Instruction-Library And Auc	\$ -	\$ 4,068.00	\$ -	\$ -	\$ 4,068.00	0.00
Subtotal of Element: Expenditure		\$ -	\$ 4,068.00	\$ -	\$ -	\$ 4,068.00	0.00
Subtotal of Element: [Function] 2200 - Support Services-Instruction		\$ -	\$ 4,068.00	\$ -	\$ -	\$ 4,068.00	0.00
Subtotal of Element: [Fund] 27107 - Literacy For Children @ Risk PED		\$ -	\$ 4,068.00	\$ -	\$ -	\$ 4,068.00	0.00
31600-2300-53712-0000-001030-0000	Support Services-General Administration-Cou	\$ 47.08	\$ 2,511.00	\$ 477.73	\$ -	\$ 2,033.27	19.02
Subtotal of Element: Expenditure		\$ 47.08	\$ 2,511.00	\$ 477.73	\$ -	\$ 2,033.27	19.03
Subtotal of Element: [Function] 2300 - Support Services-General Administration		\$ 47.08	\$ 2,511.00	\$ 477.73	\$ -	\$ 2,033.27	19.03
31600-4000-54500-0000-001030-0000	Capital Outlay-Construction Services	\$ 1,450.00	\$ 1,450.00	\$ 1,450.00	\$ 2,192.85	\$ (2,192.85)	100.00
31600-4000-57332-0000-001030-0000	Capital Outlay-Supply Assets (\$5,000 or Less	\$ -	\$ 247,137.00	\$ -	\$ -	\$ 247,137.00	0.00
Subtotal of Element: Expenditure		\$ 1,450.00	\$ 248,587.00	\$ 1,450.00	\$ 2,192.85	\$ 244,944.15	0.58
Subtotal of Element: [Function] 4000 - Capital Outlay		\$ 1,450.00	\$ 248,587.00	\$ 1,450.00	\$ 2,192.85	\$ 244,944.15	0.58
Subtotal of Element: [Fund] 31600 - Capital Improvements HB-33		\$ 1,497.08	\$ 251,098.00	\$ 1,927.73	\$ 2,192.85	\$ 246,977.42	0.77
31700-1000-56113-1010-001030-0000	Instruction-Software	\$ -	\$ -	\$ -	\$ 6,751.80	\$ (6,751.80)	0.00
Subtotal of Element: Expenditure		\$ -	\$ -	\$ -	\$ 6,751.80	\$ (6,751.80)	0.00
Subtotal of Element: [Function] 1000 - Instruction		\$ -	\$ -	\$ -	\$ 6,751.80	\$ (6,751.80)	0.00
31700-4000-57332-0000-001030-0000	Capital Outlay-"Supply Assets (\$5,000 or Les	\$ -	\$ -	\$ -	\$ 7,907.74	\$ (7,907.74)	0.00
Subtotal of Element: Expenditure		\$ -	\$ -	\$ -	\$ 7,907.74	\$ (7,907.74)	0.00
Subtotal of Element: [Function] 4000 - Capital Outlay		\$ -	\$ -	\$ -	\$ 7,907.74	\$ (7,907.74)	0.00
Subtotal of Element: [Fund] 31700 - Capital Improvements SB-9		\$ -	\$ -	\$ -	\$ 14,659.54	\$ (14,659.54)	0.00
31701-2300-53712-0000-001030-0000	Support Services-General Administration-Cou	\$ 33.70	\$ 1,240.00	\$ 315.91	\$ -	\$ 924.09	25.47
Subtotal of Element: Expenditure		\$ 33.70	\$ 1,240.00	\$ 315.91	\$ -	\$ 924.09	25.48
Subtotal of Element: [Function] 2300 - Support Services-General Administration		\$ 33.70	\$ 1,240.00	\$ 315.91	\$ -	\$ 924.09	25.48
31701-4000-54312-0000-001030-0000	Capital Outlay-Maintenance & Repair - Buildin	\$ -	\$ -	\$ 161.34	\$ 38.66	\$ (200.00)	0.00
31701-4000-54315-0000-001030-0000	Capital Outlay-Maintenance & Repair - Bldgs.	\$ -	\$ 200.00	\$ -	\$ -	\$ 200.00	0.00
31701-4000-56113-0000-001030-0000	Capital Outlay-Software	\$ -	\$ 6,752.00	\$ -	\$ 1,842.00	\$ 4,910.00	0.00
31701-4000-57331-0000-001030-0000	Capital Outlay-Fixed Assets (More Than \$5.0	\$ -	\$ 122,674.00	\$ -	\$ -	\$ 122,674.00	0.00
31701-4000-57332-0000-001030-0000	Capital Outlay-Supply Assets (\$5,000 or Less	\$ -	\$ 393,569.00	\$ -	\$ 10,998.62	\$ 382,570.38	0.00
Subtotal of Element: Expenditure		\$ -	\$ 523,195.00	\$ 161.34	\$ 12,879.28	\$ 510,154.38	0.03
Subtotal of Element: [Function] 4000 - Capital Outlay		\$ -	\$ 523,195.00	\$ 161.34	\$ 12,879.28	\$ 510,154.38	0.03
Subtotal of Element: [Fund] 31701 - Capital Improvements SB-9 Local		\$ 33.70	\$ 524,435.00	\$ 477.25	\$ 12,879.28	\$ 511,078.47	0.09
Total		\$ 238,016.35	\$ 4,290,988.00	\$ 668,524.12	\$ 2,320,456.99	\$ 1,302,006.89	15.58

Description	11000 - Operational	14000 - Total Instructional Mater	24106 - Entitlement IDEA- B	24154 - Teacher/Principal Trainin	31600 - Capital Improvements HB-3
41110 - Ad Valorem Taxes - School District	\$ -	\$ -	\$ -	\$ -	\$ 517.88
41701 - Fees - Activities	\$ 50.00	\$ -	\$ -	\$ -	\$ -
43101 - State Equalization Guarantee	\$ 241,187.80	\$ -	\$ -	\$ -	\$ -
Total Revenue	\$ 241,237.80	\$ -	\$ -	\$ -	\$ 517.88
1000 - Instruction	\$ 106,030.50	\$ 778.16	\$ -	\$ 1,095.00	\$ -
2100 - Support Services-Students	\$ 42,459.78	\$ -	\$ 5,574.00	\$ -	\$ -
2200 - Support Services-Instruction	\$ 2,436.89	\$ -	\$ -	\$ -	\$ -
2300 - Support Services-General Administration	\$ 20,165.46	\$ -	\$ -	\$ -	\$ 47.08
2400 - Support Services-School Administration	\$ 31,995.21	\$ -	\$ -	\$ -	\$ -
2500 - Central Services	\$ 9,923.33	\$ -	\$ -	\$ -	\$ -
2600 - Operation & Maintenance of Plant	\$ 16,027.24	\$ -	\$ -	\$ -	\$ -
4000 - Capital Outlay	\$ -	\$ -	\$ -	\$ -	\$ 1,450.00
Total Expenditure	\$ 229,038.41	\$ 778.16	\$ 5,574.00	\$ 1,095.00	\$ 1,497.08
Total Other Financing Sources (Uses)	\$ -	\$ -	\$ -	\$ -	\$ -
Excess (deficiency) of revenues and other financing sources over expenditures and other financing uses	\$ 12,199.39	\$ (778.16)	\$ (5,574.00)	\$ (1,095.00)	\$ (979.20)
Fund Balance, Beginning of year	\$ 765,500.44	\$ 78,855.58	\$ -	\$ -	\$ 219,687.35
Fund Balance, End of year	\$ 777,699.83	\$ 78,077.42	\$ (5,574.00)	\$ (1,095.00)	\$ 218,708.15

Description	31701 - Capital Improvements SB-9	Total
41110 - Ad Valorem Taxes - School District	\$ 381.82	\$ 899.70
41701 - Fees - Activities	\$ -	\$ 50.00
43101 - State Equalization Guarantee	\$ -	\$ 241,187.80
Total Revenue	\$ 381.82	\$ 242,137.50
1000 - Instruction	\$ -	\$ 107,903.66
2100 - Support Services-Students	\$ -	\$ 48,033.78
2200 - Support Services-Instruction	\$ -	\$ 2,436.89
2300 - Support Services-General Administration	\$ 33.70	\$ 20,246.24
2400 - Support Services-School Administration	\$ -	\$ 31,995.21
2500 - Central Services	\$ -	\$ 9,923.33
2600 - Operation & Maintenance of Plant	\$ -	\$ 16,027.24
4000 - Capital Outlay	\$ -	\$ 1,450.00
Total Expenditure	\$ 33.70	\$ 238,016.35
Total Other Financing Sources (Uses)	\$ -	\$ -
Excess (deficiency) of revenues and other financing sources over expenditures and other financing uses	\$ 348.12	\$ 4,121.15
Fund Balance, Beginning of year	\$ 414,781.48	\$ 1,478,824.85
Fund Balance, End of year	\$ 415,129.60	\$ 1,482,946.00

Cycle: FY2018; Fund Class: <All>; Fund Columns: <All Non-Zero Funds>; Account Code Expression: (|

Description	11000	14000	24106	24154	27103
11012 - Bank Accounts - NMB&T	\$ 908,852.29	\$ 69,137.93	\$ (5,574.00)	\$ -	\$ 1,936.49
Subtotal of Account Group: Assets	\$ 908,852.29	\$ 69,137.93	\$ (5,574.00)	\$ -	\$ 1,936.49
21011 - Accounts Payable	\$ 1,757.77	\$ -	\$ -	\$ 1,095.00	\$ -
23124 - State Retirement System Contributions(Employee)	\$ 17,047.81	\$ -	\$ -	\$ -	\$ -
23125 - Health Insurance (Employee)	\$ 8,864.17	\$ -	\$ -	\$ -	\$ -
23126 - Unemployment Insurance	\$ 5,594.98	\$ -	\$ -	\$ -	\$ -
23127 - Workers' Compensation (Employee)	\$ (11.67)	\$ -	\$ -	\$ -	\$ -
23134 - State Retirement System Contributions (Employer)	\$ 23,167.43	\$ -	\$ -	\$ -	\$ -
23135 - Health Insurance (Employer)	\$ 14,383.82	\$ -	\$ -	\$ -	\$ -
23137 - Workers' Compensation (Employer)	\$ 134.37	\$ -	\$ -	\$ -	\$ -
23142 - State Income Tax	\$ 3,877.59	\$ -	\$ -	\$ -	\$ -
23147 - Voluntary Deductions	\$ 926.07	\$ -	\$ -	\$ -	\$ -
Subtotal of Account Type: Liability	\$ 75,742.34	\$ -	\$ -	\$ 1,095.00	\$ -
32300 - Unreserved Fund Balance	\$ 765,500.44	\$ 78,855.58	\$ -	\$ -	\$ 1,936.49
Net Increase/Decrease	\$ 67,609.51	\$ (9,717.65)	\$ (5,574.00)	\$ (1,095.00)	\$ -
Subtotal of Account Type: Fund Balance/Retained Earnings	\$ 833,109.95	\$ 69,137.93	\$ (5,574.00)	\$ (1,095.00)	\$ 1,936.49
Subtotal of Account Group: Liabilities/Fund Balance	\$ 908,852.29	\$ 69,137.93	\$ (5,574.00)	\$ -	\$ 1,936.49

[Fund] >= '11000') ; Balance Date: 9/30/2017; Detail: No

29102	31600	31701	90001	90002	90003	Total
\$ 1,427.42	\$ 223,014.78	\$ 417,790.58	\$ 48.00	\$ 130.00	\$ 117.00	\$ 1,616,880.49
\$ 1,427.42	\$ 223,014.78	\$ 417,790.58	\$ 48.00	\$ 130.00	\$ 117.00	\$ 1,616,880.49
\$ -	\$ -	\$ -	\$ -	\$ -	\$ -	\$ 2,852.77
\$ -	\$ -	\$ -	\$ -	\$ -	\$ -	\$ 17,047.81
\$ -	\$ -	\$ -	\$ -	\$ -	\$ -	\$ 8,864.17
\$ -	\$ -	\$ -	\$ -	\$ -	\$ -	\$ 5,594.98
\$ -	\$ -	\$ -	\$ -	\$ -	\$ -	\$ (11.67)
\$ -	\$ -	\$ -	\$ -	\$ -	\$ -	\$ 23,167.43
\$ -	\$ -	\$ -	\$ -	\$ -	\$ -	\$ 14,383.82
\$ -	\$ -	\$ -	\$ -	\$ -	\$ -	\$ 134.37
\$ -	\$ -	\$ -	\$ -	\$ -	\$ -	\$ 3,877.59
\$ -	\$ -	\$ -	\$ -	\$ -	\$ -	\$ 926.07
\$ -	\$ -	\$ -	\$ -	\$ -	\$ -	\$ 76,837.34
\$ 1,427.42	\$ 219,687.35	\$ 414,781.48	\$ 48.00	\$ 130.00	\$ 117.00	\$ 1,482,483.76
\$ -	\$ 3,327.43	\$ 3,009.10	\$ -	\$ -	\$ -	\$ 57,559.39
\$ 1,427.42	\$ 223,014.78	\$ 417,790.58	\$ 48.00	\$ 130.00	\$ 117.00	\$ 1,540,043.15
\$ 1,427.42	\$ 223,014.78	\$ 417,790.58	\$ 48.00	\$ 130.00	\$ 117.00	\$ 1,616,880.49

Accounting Cycle: FY2018; Voucher: <All>; Warrant Status: Non-Void; Order By: Voucher; Begin Date: 9/1/2017; End Date: 9/30/2017

Voucher Number	Bank Name	Account Number	Warrant Number	Payment Vendor	Amount
PV18-017	NMB&T	120106372	11886	ACES	\$ 595.00

Vendor	Account Code	Description	PO Number	Issue Date	Invoice	Amount
ACES	11000-2400-53711-0000-001030-000C	Employment Services	18-069	08/28/2017	1811	\$ 595.00
Subtotal						\$ 595.00

Voucher Number	Bank Name	Account Number	Warrant Number	Payment Vendor	Amount
PV18-017	NMB&T	120106372	11887	CliftonLarsonAllen	\$ 7,788.38

Vendor	Account Code	Description	PO Number	Issue Date	Invoice	Amount
CliftonLarsonAllen	11000-2300-53411-0000-001030-000C	FY2017 Audit Fee	18-005	07/01/2017	1602311	\$ 7,245.00
CliftonLarsonAllen	11000-2300-53411-0000-001030-000C	Tax	18-005	07/01/2017	1602311	\$ 543.38
Subtotal						\$ 7,788.38

Voucher Number	Bank Name	Account Number	Warrant Number	Payment Vendor	Amount
PV18-017	NMB&T	120106372	11888	Denise Armenta	\$ 54.18

Vendor	Account Code	Description	PO Number	Issue Date	Invoice	Amount
Denise Armenta	11000-2600-56118-0000-001030-000C	Replace flooring	18-049	08/02/2017	DA-1718-3	\$ 54.18
Subtotal						\$ 54.18

Voucher Number	Bank Name	Account Number	Warrant Number	Payment Vendor	Amount
PV18-017	NMB&T	120106372	11889	Ephesus Inc.	\$ 2,293.56

Vendor	Account Code	Description	PO Number	Issue Date	Invoice	Amount
Ephesus Inc.	11000-2400-54630-0000-001030-000C	Monthly Kyocera Copiers and Printers	18-021	07/01/2017	5004172441	\$ 1,638.42
Ephesus Inc.	11000-2400-54630-0000-001030-000C	Lease Tax	18-021	07/01/2017	5004172441	\$ 84.00
Ephesus Inc.	11000-2600-54311-0000-001030-000C	Monthly Copiers and Printers Maintena	18-021	07/01/2017	5004172441	\$ 543.29
Ephesus Inc.	11000-2600-54311-0000-001030-000C	Maintenance Agreement Tax	18-021	07/01/2017	5004172441	\$ 27.85
Subtotal						\$ 2,293.56

Voucher Number	Bank Name	Account Number	Warrant Number	Payment Vendor	Amount
PV18-017	NMB&T	120106372	11890	Ephesus Office Tech Inc.	\$ 115.94

Vendor	Account Code	Description	PO Number	Issue Date	Invoice	Amount
Ephesus Office Tech Inc.	11000-2600-54311-0000-001030-000C	MDC Monthly Printer Fleet Maintenan	18-006	07/01/2017	AR39586	\$ 107.85
Ephesus Office Tech Inc.	11000-2600-54311-0000-001030-000C	MDC Monthly Printer Fleet Maintenan	18-006	07/01/2017	AR39586	\$ 8.09
Subtotal						\$ 115.94

Voucher Number	Bank Name	Account Number	Warrant Number	Payment Vendor	Amount
PV18-017	NMB&T	120106372	11891	Level 3 Communications, LLC	\$ 2,869.90

Vendor	Account Code	Description	PO Number	Issue Date	Invoice	Amount
Level 3 Communications, LLC	11000-2600-54416-0000-001030-000C	Monthly internet and data services	18-011	07/01/2017	59623387	\$ 2,601.90
Level 3 Communications, LLC	11000-2600-54416-0000-001030-000C	Taxes, Fees and Surcharges	18-011	07/01/2017	59623387	\$ 268.00
Subtotal						\$ 2,869.90

Voucher Number	Bank Name	Account Number	Warrant Number	Payment Vendor	Amount
PV18-017	NMB&T	120106372	11892	Pena-Hanson, Kimberlee K.	\$ 80.91

Vendor	Account Code	Description	PO Number	Issue Date	Invoice	Amount
Pena-Hanson, Kimberlee K.	11000-2400-56118-0000-001030-000C	Inservice supplies	18-065	08/24/2017	KPH1718-2	\$ 80.91
Subtotal						\$ 80.91

Voucher Number	Bank Name	Account Number	Warrant Number	Payment Vendor	Amount
PV18-017	NMB&T	120106372	11893	Staples Advantage	\$ 318.25

Vendor	Account Code	Description	PO Number	Issue Date	Invoice	Amount
Staples Advantage	11000-1000-56118-1010-001030-000C	Play-Doh	18-058	08/09/2017	3349487672	\$ 6.99
Staples Advantage	11000-1000-56118-1010-001030-000C	Pastel Set, 24 pack	18-058	08/09/2017	3349487672	\$ 23.58
Staples Advantage	11000-1000-56118-1010-001030-000C	Math Bookmarks, 15 pack	18-058	08/09/2017	3349487672	\$ 6.89
Staples Advantage	11000-1000-56118-1010-001030-000C	Lang Arts Bookmarks, 36 pack	18-058	08/09/2017	3349487672	\$ 8.98
Staples Advantage	11000-1000-56118-1010-001030-000C	Reward Stickers	18-058	08/09/2017	3349487672	\$ 6.86
Staples Advantage	11000-1000-56118-1010-001030-000C	Tool Kit	18-058	08/09/2017	3349487672	\$ 29.99
Staples Advantage	11000-1000-56118-1010-001030-000C	Matte Medium	18-058	08/09/2017	3349487672	\$ 41.19
Staples Advantage	11000-1000-56118-1010-001030-000C	Tower Fan	18-058	08/09/2017	3349487672	\$ 58.78
Staples Advantage	11000-1000-56118-1010-001030-000C	Digital Clock	18-058	08/09/2017	3349487672	\$ 54.58
Staples Advantage	11000-1000-56118-1010-001030-000C	Reward Stickers	18-058	08/09/2017	3349487672	\$ 2.19
Staples Advantage	11000-1000-56118-1010-001030-000C	Reward Pencils, 12 pack	18-058	08/09/2017	3349487672	\$ 7.76

Accounting Cycle: FY2018; Voucher: <All>; Warrant Status: Non-Void; Order By: Voucher; Begin Date: 9/1/2017; End Date: 9/30/2017

Staples Advantage	11000-1000-56118-1010-001030-000C Reward Pencils	18-058	08/09/2017	3349487672	\$	9.24
Staples Advantage	11000-1000-56118-1010-001030-000C Reward Pencil, 12 pack	18-058	08/09/2017	3349487672	\$	9.98
Staples Advantage	11000-1000-56118-1010-001030-000C Reward Pencils	18-058	08/09/2017	3349487672	\$	5.27
Staples Advantage	11000-1000-56118-1010-001030-000C Reward Stickers	18-058	08/09/2017	3349487672	\$	2.19
Staples Advantage	11000-1000-56118-1010-001030-000C World Map	18-058	08/09/2017	3349487672	\$	19.74
Staples Advantage	11000-1000-56118-1010-001030-000C Plastic Plates	18-058	08/09/2017	3349487672	\$	8.79
Staples Advantage	11000-1000-56118-1010-001030-000C Plastic Plates	18-058	08/09/2017	3349487672	\$	8.79
Staples Advantage	11000-1000-56118-1010-001030-000C Reward Pencils	18-058	08/09/2017	3349487672	\$	6.46

Subtotal **\$ 318.25**

Voucher Number	Bank Name	Account Number	Warrant Number	Payment Vendor	Amount
PV18-018	NMB&T	120106372	11897	Charter School Nursing Services	\$ 2,480.56

Vendor	Account Code	Description	PO Number	Issue Date	Invoice	Amount
Charter School Nursing Services	11000-2100-55915-0000-001030-000C	Nursing Services for 2017-2018 SY	18-014	07/01/2017	1680	\$ 2,307.50
Charter School Nursing Services	11000-2100-55915-0000-001030-000C	Tax	18-014	07/01/2017	1680	\$ 173.06

Subtotal **\$ 2,480.56**

Voucher Number	Bank Name	Account Number	Warrant Number	Payment Vendor	Amount
PV18-018	NMB&T	120106372	11898	Chandra McCray	\$ 3,090.60

Vendor	Account Code	Description	PO Number	Issue Date	Invoice	Amount
Chandra McCray	11000-2500-53414-0000-001030-000C	Business Manager Services	18-037	07/01/2017	101	\$ 2,880.00
Chandra McCray	11000-2500-53414-0000-001030-000C	GRT	18-037	07/01/2017	101	\$ 210.60

Subtotal **\$ 3,090.60**

Voucher Number	Bank Name	Account Number	Warrant Number	Payment Vendor	Amount
PV18-018	NMB&T	120106372	11899	Cleaning Specialists Maintenance Inc.	\$ 465.83

Vendor	Account Code	Description	PO Number	Issue Date	Invoice	Amount
Cleaning Specialists Maintenance Inc.	11000-2500-55915-0000-001030-000C	Monthly Cleaning and Janitorial Servic	18-019	07/01/2017	23764	\$ 433.33
Cleaning Specialists Maintenance Inc.	11000-2500-55915-0000-001030-000C	Tax	18-019	07/01/2017	23764	\$ 32.50

Subtotal **\$ 465.83**

Voucher Number	Bank Name	Account Number	Warrant Number	Payment Vendor	Amount
PV18-018	NMB&T	120106372	11900	Comcast Corporation	\$ 287.46

Vendor	Account Code	Description	PO Number	Issue Date	Invoice	Amount
Comcast Corporation	11000-2600-54416-0000-001030-000C	Business Internet - Other Deluxe 150	18-013	07/01/2017	2017 08-09	\$ 249.95
Comcast Corporation	11000-2600-54416-0000-001030-000C	Business Internet - Equipment Fee	18-013	07/01/2017	2017 08-09	\$ 14.95
Comcast Corporation	11000-2600-54416-0000-001030-000C	Monthly static IPN Fee	18-013	07/01/2017	2017 08-09	\$ 19.95
Comcast Corporation	11000-2600-54416-0000-001030-000C	Taxes	18-013	07/01/2017	2017 08-09	\$ 2.61

Subtotal **\$ 287.46**

Voucher Number	Bank Name	Account Number	Warrant Number	Payment Vendor	Amount
PV18-018	NMB&T	120106372	11901	Iron Mountain Information Manager	\$ 129.01

Vendor	Account Code	Description	PO Number	Issue Date	Invoice	Amount
Iron Mountain Information Manager	11000-2600-55915-0000-001030-000C	Monthly Document Storage	18-018	07/01/2017	PDE9593	\$ 63.69
Iron Mountain Information Manager	11000-2600-55915-0000-001030-000C	Storage Regular Minimum	18-018	07/01/2017	PDE9593	\$ 56.31
Iron Mountain Information Manager	11000-2600-55915-0000-001030-000C	Tax	18-018	07/01/2017	PDE9593	\$ 9.01

Subtotal **\$ 129.01**

Voucher Number	Bank Name	Account Number	Warrant Number	Payment Vendor	Amount
PV18-018	NMB&T	120106372	11902	Matthews Fox, P.C.	\$ 277.82

Vendor	Account Code	Description	PO Number	Issue Date	Invoice	Amount
Matthews Fox, P.C.	11000-2300-53413-0000-001030-000C	Legal Services	18-026	07/01/2017	14340	\$ 277.82

Subtotal **\$ 277.82**

Voucher Number	Bank Name	Account Number	Warrant Number	Payment Vendor	Amount
PV18-018	NMB&T	120106372	11903	Staples Advantage	\$ 232.28

Vendor	Account Code	Description	PO Number	Issue Date	Invoice	Amount
Staples Advantage	11000-1000-56118-1010-001030-000C	6-outlet, 10 ft. Surge Protector	18-061	08/22/2017	3351073477	\$ 15.29
Staples Advantage	11000-1000-56118-1010-001030-000C	8GB Flash Drive	18-061	08/22/2017	3351073477	\$ 12.58
Staples Advantage	11000-1000-56118-1010-001030-000C	Clorox Wipes	18-061	08/22/2017	3351073477	\$ 13.98
Staples Advantage	11000-1000-56118-1010-001030-000C	Hot Cocoa - 50 pack	18-061	08/22/2017	3351073477	\$ 10.69
Staples Advantage	11000-1000-56118-1010-001030-000C	Metallic Markers - 8 Pack	18-061	08/22/2017	3351073477	\$ 39.95
Staples Advantage	11000-1000-56118-1010-001030-000C	Colored Pencils - 12 Pack	18-061	08/22/2017	3351073477	\$ 16.00
Staples Advantage	11000-1000-56118-1010-001030-000C	Coloring Book	18-061	08/22/2017	3351073477	\$ 6.59

Accounting Cycle: FY2018; Voucher: <All>; Warrant Status: Non-Void; Order By: Voucher; Begin Date: 9/1/2017; End Date: 9/30/2017

Staples Advantage	11000-1000-56118-1010-001030-000C	Coloring Book	18-061	08/22/2017	3351073477	\$ 5.87
Staples Advantage	11000-1000-56118-1010-001030-000C	Coloring Book	18-061	08/22/2017	3351073477	\$ 5.87
Staples Advantage	11000-1000-56118-1010-001030-000C	Coloring Book	18-061	08/22/2017	3351073477	\$ 5.87
Staples Advantage	11000-1000-56118-1010-001030-000C	Coloring Book	18-061	08/22/2017	3351073477	\$ 5.87
Staples Advantage	11000-1000-56118-1010-001030-000C	Erasers - 3 Pack	18-061	08/22/2017	3351073477	\$ 8.38
Staples Advantage	11000-1000-56118-1010-001030-000C	Mechanical Pencils - 2 Pack	18-061	08/22/2017	3351073477	\$ 17.97
Staples Advantage	11000-1000-56118-1010-001030-000C	Sticky Notes	18-061	08/22/2017	3351073477	\$ 14.95
Staples Advantage	11000-1000-56118-1010-001030-000C	Retractable Gel Pens - 8 Pack	18-061	08/22/2017	3351073477	\$ 26.55
Staples Advantage	11000-1000-56118-1010-001030-000C	Satin Bows - 12 Pack	18-061	08/22/2017	3351073477	\$ 8.62
Staples Advantage	11000-1000-56118-1010-001030-000C	Sharpies, Assorted - 12 Pack	18-061	08/22/2017	3351073477	\$ 17.25

Subtotal **\$ 232.28**

Voucher Number	Bank Name	Account Number	Warrant Number	Payment Vendor	Amount
PV18-018	NMB&T	120106372	11904	Sunshine Yoga	\$ 778.16

Vendor	Account Code	Description	PO Number	Issue Date	Invoice	Amount
Sunshine Yoga	14000-1000-56110-1010-001030-000C	Hello Fit 3" Yoga Block (3x6x9) - Dark	18-070	08/29/2017	9846	\$ 32.90
Sunshine Yoga	14000-1000-56110-1010-001030-000C	Hello Fit 3" Yoga Block (3x6x9) - Dark	18-070	08/29/2017	9846	\$ 32.90
Sunshine Yoga	14000-1000-56110-1010-001030-000C	Hello Fit 3" Yoga Block (3x6x9) - Black	18-070	08/29/2017	9846	\$ 32.90
Sunshine Yoga	14000-1000-56110-1010-001030-000C	Mexican Blankets Value La Montana F	18-070	08/29/2017	9846	\$ 63.90
Sunshine Yoga	14000-1000-56110-1010-001030-000C	Mexican Blankets Wholesale Value Ve	18-070	08/29/2017	9846	\$ 63.90
Sunshine Yoga	14000-1000-56110-1010-001030-000C	Hello Fit Yoga Mat 6P Free (68x24x1/8)	18-070	08/29/2017	9846	\$ 14.98
Sunshine Yoga	14000-1000-56110-1010-001030-000C	Hello Fit Yoga Mat 6P Free (68x24x1/8)	18-070	08/29/2017	9846	\$ 22.47
Sunshine Yoga	14000-1000-56110-1010-001030-000C	Hello Fit Yoga Mat 6P Free (68x24x1/8)	18-070	08/29/2017	9846	\$ 22.47
Sunshine Yoga	14000-1000-56110-1010-001030-000C	Hello Fit Yoga Mat 6P Free (68x24x1/8)	18-070	08/29/2017	9846	\$ 14.98
Sunshine Yoga	14000-1000-56110-1010-001030-000C	PE Foam Roller - 18" - Blue	18-070	08/29/2017	9846	\$ 89.85
Sunshine Yoga	14000-1000-56110-1010-001030-000C	Junior Round Yoga Bolster (22"L x 7"H	18-070	08/29/2017	9846	\$ 159.92
Sunshine Yoga	14000-1000-56110-1010-001030-000C	Junior Round Yoga Bolster (22"L x 7"H	18-070	08/29/2017	9846	\$ 139.93
Sunshine Yoga	14000-1000-56110-1010-001030-000C	Hello Fit 6" D-Ring Strap - Black	18-070	08/29/2017	9846	\$ 18.69
Sunshine Yoga	14000-1000-56110-1010-001030-000C	Hello Fit 6" D-Ring Strap - Blue	18-070	08/29/2017	9846	\$ 18.69
Sunshine Yoga	14000-1000-56110-1010-001030-000C	Hello Fit 6" D-Ring Strap - Purple	18-070	08/29/2017	9846	\$ 18.69
Sunshine Yoga	14000-1000-56110-1010-001030-000C	Shipping	18-070	08/29/2017	9846	\$ 30.99

Subtotal **\$ 778.16**

Voucher Number	Bank Name	Account Number	Warrant Number	Payment Vendor	Amount
PV18-019	NMB&T	120106372	11906	Access Technologies	\$ 1,229.67

Vendor	Account Code	Description	PO Number	Issue Date	Invoice	Amount
Access Technologies	11000-2500-53414-0000-001030-000C	NEDmanage Professional Package	18-017	07/01/2017	119700	\$ 144.56
Access Technologies	11000-2500-53414-0000-001030-000C	NEDmanage Professional Package	18-017	07/01/2017	119703	\$ 602.20
Access Technologies	11000-2500-53414-0000-001030-000C	NEDmanage Professional Package	18-017	07/01/2017	119715	\$ 423.52
Access Technologies	11000-2500-53414-0000-001030-000C	Unlimited Call Path	18-016	07/01/2017	802460	\$ 34.95
Access Technologies	11000-2500-53414-0000-001030-000C	Business Extension Plan 1	18-016	07/01/2017	802460	\$ 8.82
Access Technologies	11000-2500-53414-0000-001030-000C	Domestic Telephone Number	18-016	07/01/2017	802460	\$ 2.95
Access Technologies	11000-2500-53414-0000-001030-000C	E911 Service Charge	18-016	07/01/2017	802460	\$ 2.95
Access Technologies	11000-2500-53414-0000-001030-000C	USF	18-016	07/01/2017	802460	\$ 4.11
Access Technologies	11000-2500-53414-0000-001030-000C	Taxes	18-016	07/01/2017	802460	\$ 5.61

Subtotal **\$ 1,229.67**

Voucher Number	Bank Name	Account Number	Warrant Number	Payment Vendor	Amount
PV18-019	NMB&T	120106372	11907	Bernalillo County	\$ 11,091.60

Vendor	Account Code	Description	PO Number	Issue Date	Invoice	Amount
Bernalillo County	11000-2600-54610-0000-001030-000C	Monthly Lease - Roma	18-001	07/01/2017	47375	\$ 11,091.60

Subtotal **\$ 11,091.60**

Voucher Number	Bank Name	Account Number	Warrant Number	Payment Vendor	Amount
PV18-019	NMB&T	120106372	11908	Bilingual Multicultural Services, Inc	\$ 725.63

Vendor	Account Code	Description	PO Number	Issue Date	Invoice	Amount
Bilingual Multicultural Services, Inc	11000-2100-53212-2000-001030-000C	Speech/Language Therapy Services	18-015	07/01/2017	09088	\$ 675.00
Bilingual Multicultural Services, Inc	11000-2100-53212-2000-001030-000C	Tax	18-015	07/01/2017	09088	\$ 50.63

Subtotal **\$ 725.63**

Voucher Number	Bank Name	Account Number	Warrant Number	Payment Vendor	Amount
PV18-019	NMB&T	120106372	11909	Poulin Design Center	\$ 1,450.00

Vendor	Account Code	Description	PO Number	Issue Date	Invoice	Amount
Poulin Design Center	31600-4000-54500-0000-001030-000C	Removable Floor installation	18-063	08/22/2017	71219	\$ 1,450.00

Subtotal **\$ 1,450.00**

Voucher Number	Bank Name	Account Number	Warrant Number	Payment Vendor	Amount
PV18-019	NMB&T	120106372	11910	Staples Advantage	\$ 544.09

Accounting Cycle: FY2018; Voucher: <All>; Warrant Status: Non-Void; Order By: Voucher; Begin Date: 9/1/2017; End Date: 9/30/2017

Vendor	Account Code	Description	PO Number	Issue Date	Invoice	Amount
Staples Advantage	11000-1000-56118-1010-001030-000	N Joy Nondairy Creamer 16 Oz., 8/Ct	18-074	09/05/2017	3351951439	\$ 16.49
Staples Advantage	11000-1000-56118-1010-001030-000	Cafe Delight Pure Sugar Packets, 1.0l	18-074	09/05/2017	3351951439	\$ 12.69
Staples Advantage	11000-1000-56118-1010-001030-000	Folgers® Classic Roast Ground Coff	18-074	09/05/2017	3351951439	\$ 21.98
Staples Advantage	11000-1000-56118-1010-001030-000	Fellowes® Gel Crystal Mousepad/Wr	18-074	09/05/2017	3351951439	\$ 7.44
Staples Advantage	11000-1000-56118-1010-001030-000	Sharpie® Accent® Highlighter, Chi	18-074	09/05/2017	3351951439	\$ 6.43
Staples Advantage	11000-1000-56118-1010-001030-000	Staples® Manila File Folders, Letter,	18-074	09/05/2017	3351951439	\$ 26.60
Staples Advantage	11000-1000-56118-1010-001030-000	Staples® Filler Paper, College Ruled	18-074	09/05/2017	3351951439	\$ 29.95
Staples Advantage	11000-1000-56118-1010-001030-000	Staples Copy Paper 8-1/2" x 11", Cas	18-074	09/05/2017	3351951439	\$ 79.98
Staples Advantage	11000-1000-56118-1010-001030-000	Staedtler Pre, sharpened No. 2 Pencil	18-074	09/05/2017	3351951439	\$ 103.56
Staples Advantage	11000-1000-56118-1010-001030-000	Staples® Expanding Folding Crate C	18-074	09/05/2017	3351951439	\$ 25.99
Staples Advantage	11000-1000-56118-1010-001030-000	Staples® Power Pro Electric Pencil	18-074	09/05/2017	3351951439	\$ 26.99
Staples Advantage	11000-1000-56118-1010-001030-000	Staples Electronics Duster 7oz., Singl	18-074	09/05/2017	3351951439	\$ 5.78
Staples Advantage	11000-1000-56118-1010-001030-000	Cyber Acoustics 1.5 Watt 2-Piece Dc	18-074	09/05/2017	3351951439	\$ 79.96
Staples Advantage	11000-1000-56118-1010-001030-000	Vertical Classroom Organizer, 6 shelv	18-074	09/05/2017	3351951439	\$ 57.78
Staples Advantage	11000-1000-56118-1010-001030-000	Jewelry Cord	18-058	08/09/2017	3350038153	\$ 20.69
Staples Advantage	11000-1000-56118-1010-001030-000	USA Wall Map	18-058	08/09/2017	3350038153	\$ 12.59
Staples Advantage	11000-1000-56118-1010-001030-000	Art Stencils	18-058	08/09/2017	3350038153	\$ 9.19

Subtotal **\$ 544.09**

Voucher Number	Bank Name	Account Number	Warrant Number	Payment Vendor	Amount
PV18-020	NMB&T	120106372	11912	Ephesus Inc.	\$ 2,284.59

Vendor	Account Code	Description	PO Number	Issue Date	Invoice	Amount
Ephesus Inc.	11000-2400-54630-0000-001030-000	Monthly Kyocera Copiers and Printers	18-021	07/01/2017	5004236051	\$ 1,629.90
Ephesus Inc.	11000-2400-54630-0000-001030-000	Lease Tax	18-021	07/01/2017	5004236051	\$ 83.55
Ephesus Inc.	11000-2600-54311-0000-001030-000	Monthly Copiers and Printers Mainten	18-021	07/01/2017	5004236051	\$ 543.29
Ephesus Inc.	11000-2600-54311-0000-001030-000	Maintenance Agreement Tax	18-021	07/01/2017	5004236051	\$ 27.85

Subtotal **\$ 2,284.59**

Voucher Number	Bank Name	Account Number	Warrant Number	Payment Vendor	Amount
PV18-020	NMB&T	120106372	11913	Ephesus Office Tech Inc.	\$ 294.28

Vendor	Account Code	Description	PO Number	Issue Date	Invoice	Amount
Ephesus Office Tech Inc.	11000-2600-54311-0000-001030-000	ROMA Monthly Printer Fleet Maintena	18-006	07/01/2017	AR40551	\$ 165.90
Ephesus Office Tech Inc.	11000-2600-54311-0000-001030-000	ROMA Monthly Printer Fleet Maintena	18-006	07/01/2017	AR40551	\$ 12.44
Ephesus Office Tech Inc.	11000-2600-54311-0000-001030-000	MDC Monthly Printer Fleet Maintenanc	18-006	07/01/2017	AR40108	\$ 107.85
Ephesus Office Tech Inc.	11000-2600-54311-0000-001030-000	MDC Monthly Printer Fleet Maintenanc	18-006	07/01/2017	AR40108	\$ 8.09

Subtotal **\$ 294.28**

Voucher Number	Bank Name	Account Number	Warrant Number	Payment Vendor	Amount
PV18-020	NMB&T	120106372	11914	Pitney Bowes	\$ 108.28

Vendor	Account Code	Description	PO Number	Issue Date	Invoice	Amount
Pitney Bowes	11000-2500-54630-0000-001030-000	Quarterly Postage Machine Rental	18-027	07/01/2017	3304398562	\$ 108.28

Subtotal **\$ 108.28**

Voucher Number	Bank Name	Account Number	Warrant Number	Payment Vendor	Amount
PV18-020	NMB&T	120106372	11915	Staples Advantage	\$ 1,234.33

Vendor	Account Code	Description	PO Number	Issue Date	Invoice	Amount
Staples Advantage	11000-1000-56118-1010-001030-000	GE Polarized Grounding Adapter Plug	18-074	09/05/2017	3352492616	\$ 43.12
Staples Advantage	11000-1000-56118-1010-001030-000	Belkin® Surgemaster® Home Serie	18-074	09/05/2017	3352492616	\$ 211.12
Staples Advantage	11000-1000-56118-1010-001030-000	Insten® Wireless Optical Mouse, Bla	18-074	09/05/2017	3352492616	\$ 10.69
Staples Advantage	11000-1000-56118-1010-001030-000	Headphones	18-075	09/11/2017	3352492615	\$ 139.80
Staples Advantage	11000-1000-56118-1010-001030-000	Post-it Notes	18-075	09/11/2017	3352492615	\$ 7.99
Staples Advantage	11000-1000-56118-1010-001030-000	Dry-Erase Kit	18-075	09/11/2017	3352492615	\$ 21.99
Staples Advantage	11000-1000-56118-1010-001030-000	File Folders - 250/box	18-075	09/11/2017	3352492615	\$ 19.49
Staples Advantage	11000-1000-56118-1010-001030-000	Projector	18-075	09/11/2017	3352492615	\$ 359.99
Staples Advantage	11000-1000-56118-1010-001030-000	File Cabinet, 4 Drawers	18-075	09/11/2017	3352492615	\$ 149.99
Staples Advantage	11000-1000-56118-1010-001030-000	Elmers Glue - 1 Gallon	18-075	09/11/2017	3352492615	\$ 21.99
Staples Advantage	11000-1000-56118-1010-001030-000	Elmers Glue	18-075	09/11/2017	3352492615	\$ 4.55
Staples Advantage	11000-1000-56118-1010-001030-000	Exacto Blades	18-075	09/11/2017	3352492615	\$ 38.49
Staples Advantage	11000-1000-56118-1010-001030-000	Rice Cooker	18-075	09/11/2017	3352492615	\$ 52.99
Staples Advantage	11000-1000-56118-1010-001030-000	AAA Batteries	18-075	09/11/2017	3352492615	\$ 13.99
Staples Advantage	11000-1000-56118-1010-001030-000	Scotch Tape - 12 Pack	18-075	09/11/2017	3352492615	\$ 11.49
Staples Advantage	11000-1000-56118-1010-001030-000	Clorox Wipes - 3 Pack	18-075	09/11/2017	3352492615	\$ 14.39
Staples Advantage	11000-1000-56118-1010-001030-000	Clorox Spray	18-075	09/11/2017	3352492615	\$ 4.55
Staples Advantage	11000-1000-56118-1010-001030-000	Clorox Wipes	18-075	09/11/2017	3352492615	\$ 13.98
Staples Advantage	11000-1000-56118-1010-001030-000	Clorox Wipes	18-075	09/11/2017	3352492615	\$ 5.19
Staples Advantage	11000-1000-56118-1010-001030-000	Zippy Bags - 500 Count	18-075	09/11/2017	3352492615	\$ 25.69
Staples Advantage	11000-1000-56118-1010-001030-000	Clipboard	18-075	09/11/2017	3352492615	\$ 32.20
Staples Advantage	11000-1000-56118-1010-001030-000	Pencils - 72 pack	18-075	09/11/2017	3352492615	\$ 29.16
Staples Advantage	11000-1000-56118-1010-001030-000	Reinforcement Labels - 200 pack	18-075	09/11/2017	3352492615	\$ 1.49

Subtotal **\$ 1,234.33**

Accounting Cycle: FY2018; Voucher: <All>; Warrant Status: Non-Void; Order By: Voucher; Begin Date: 9/1/2017; End Date: 9/30/2017

Voucher Number	Bank Name	Account Number	Warrant Number	Payment Vendor	Amount
PV18-020	NMB&T	120106372	11916	Verizon Wireless	\$ 42.59

Vendor	Account Code	Description	PO Number	Issue Date	Invoice	Amount
Verizon Wireless	11000-2600-54416-0000-001030-000C	Verizon Wireless Contract Estimate	18-030	07/01/2017	9792622491	\$ 42.59
Subtotal						\$ 42.59
Total						<u>\$ 40,862.90</u>

Accounting Cycle: FY2018; Voucher: <All>; Warrant Status: Non-Void; Order By: Voucher;
 Begin Date: 9/1/2017; End Date: 9/30/2017

Warrant Date	Warrant Number	Vendor	Amount
09/05/2017	11886	ACES	\$ 595.00
09/05/2017	11887	CliftonLarsonAllen	\$ 7,788.38
09/05/2017	11888	Denise Armenta	\$ 54.18
09/05/2017	11889	Ephesus Inc.	\$ 2,293.56
09/05/2017	11890	Ephesus Office Tech Inc.	\$ 115.94
09/05/2017	11891	Level 3 Communications, LLC	\$ 2,869.90
09/05/2017	11892	Pena-Hanson, Kimberlee K.	\$ 80.91
09/05/2017	11893	Staples Advantage	\$ 318.25
09/14/2017	11897	Charter School Nursing Services	\$ 2,480.56
09/14/2017	11898	Chandra McCray	\$ 3,090.60
09/14/2017	11899	Cleaning Specialists Maintenance Inc.	\$ 465.83
09/14/2017	11900	Comcast Corporation	\$ 287.46
09/14/2017	11901	Iron Mountain Information Management Inc.	\$ 129.01
09/14/2017	11902	Matthews Fox, P.C.	\$ 277.82
09/14/2017	11903	Staples Advantage	\$ 232.28
09/14/2017	11904	Sunshine Yoga	\$ 778.16
09/15/2017	11906	Access Technologies	\$ 1,229.67
09/15/2017	11907	Bernalillo County	\$ 11,091.60
09/15/2017	11908	Bilingual Multicultural Services, Inc	\$ 725.63
09/15/2017	11909	Poulin Design Center	\$ 1,450.00
09/15/2017	11910	Staples Advantage	\$ 544.09
09/28/2017	11912	Ephesus Inc.	\$ 2,284.59
09/28/2017	11913	Ephesus Office Tech Inc.	\$ 294.28
09/28/2017	11914	Pitney Bowes	\$ 108.28
09/28/2017	11915	Staples Advantage	\$ 1,234.33
09/28/2017	11916	Verizon Wireless	\$ 42.59
Total			\$ 40,862.90

FY2018

Voucher Status	Voucher No.	Voucher Date	Description	Approved By	Approved Date	Voucher Total
Paid	PV18-037	9/5/2017	Legal Shield 2017 08	Mccray4	9/5/2017	\$ 120.60
Paid	PV18-038	9/5/2017	Standard Parking 2017 08	Mccray4	9/5/2017	\$ 90.00
Paid	PV18-039	9/5/2017	CRS for 2017 08	Mccray4	9/4/2017	\$ 4,254.30
Paid	PV18-042	9/6/2017	ERB for 2017 08	Mccray4	10/12/2017	\$ 37,495.29
Paid	PV18-036	9/7/2017	RHC for 2017 08	Mccray4	10/12/2017	\$ 4,572.68
Paid	PV18-056	9/12/2017	NMPSIA for 08 2017	Mccray4	10/17/2017	\$ 21,116.36
Paid	PV18-040	9/14/2017	FFGA for 2017 08	Mccray4	9/14/2017	\$ 1,007.76
Paid	PV18-041	9/14/2017	Allstate for 2017 08	Mccray4	9/14/2017	\$ 76.83
Paid	PV18-044	9/15/2017	DD for PR18-004	Mccray4	10/3/2017	\$ 44,831.53
Paid	PV18-058	9/15/2017	EFTPS for PR18-004	Mccray4	10/3/2017	\$ 17,864.72
Paid	PV18-045	9/29/2017	DD for PR18-005	Mccray4	10/3/2017	\$ 42,821.80
Paid	PV18-052	9/29/2017	EFTPS for PR18-005	Mccray4	10/3/2017	\$ 17,014.42
Paid	PV18-050	9/30/2017	Child Support 2017 10	Mccray4	10/12/2017	\$ 389.00