

2012 Collaboration Time Survey Results

La Canada Unified School District

May 2012



Survey Background

- The Superintendent's Committee on Collaboration created a survey to solicit feedback from our school families. The goals of the survey were to:
 - Identify parent understanding of collaboration objectives;
 - Improve communication strategies related to goals and outcomes of the collaboration days;
 - Improve the calendaring of collaboration days to better accommodate families' schedules.

Survey Development

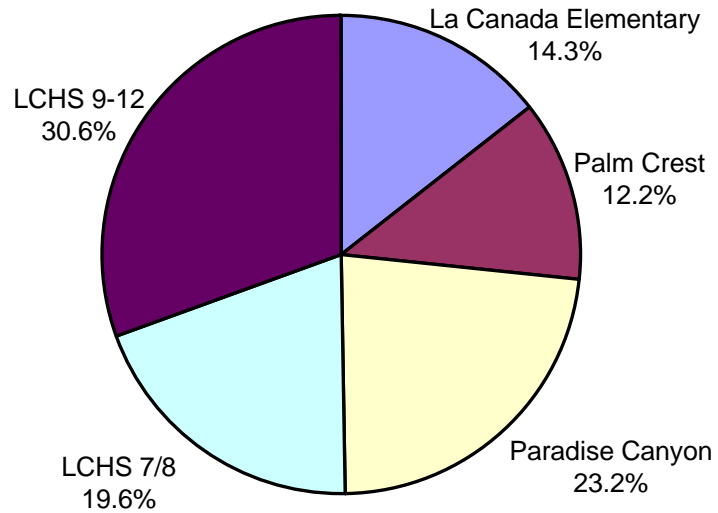
- The survey was created through the collaborative efforts of the committee members who represented a cross section of stakeholders, including parents and site and district administrators. The committee strived to be unbiased in its survey design so that it would enable candid feedback from respondents. The survey went through more than 10 drafts before the final product was made available to the parent community for completion.

Response Data

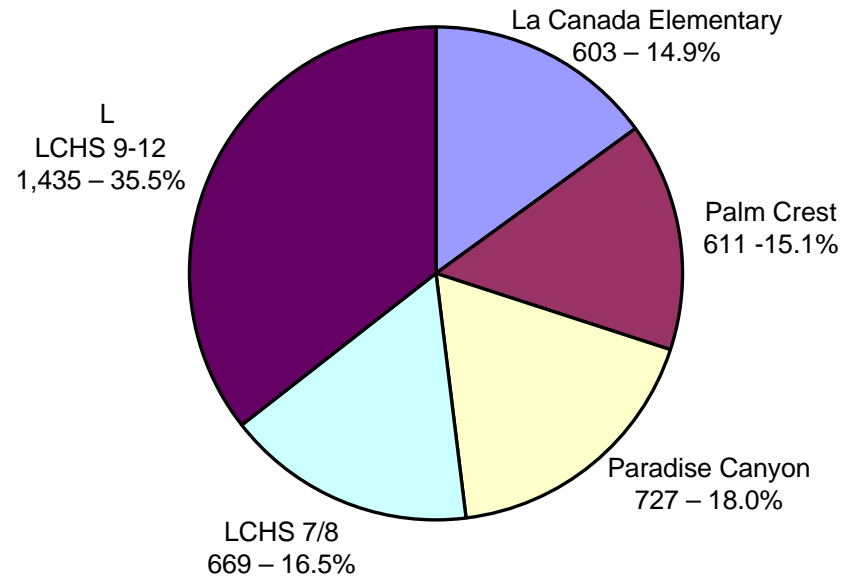
- The total number of survey responses was 595.
- This represents approximately 23% of LCUSD families.

Question 1: Where do(es) your child(ren) go to school?

Campus Representation in Survey Results



Enrollment at LCUSD Schools

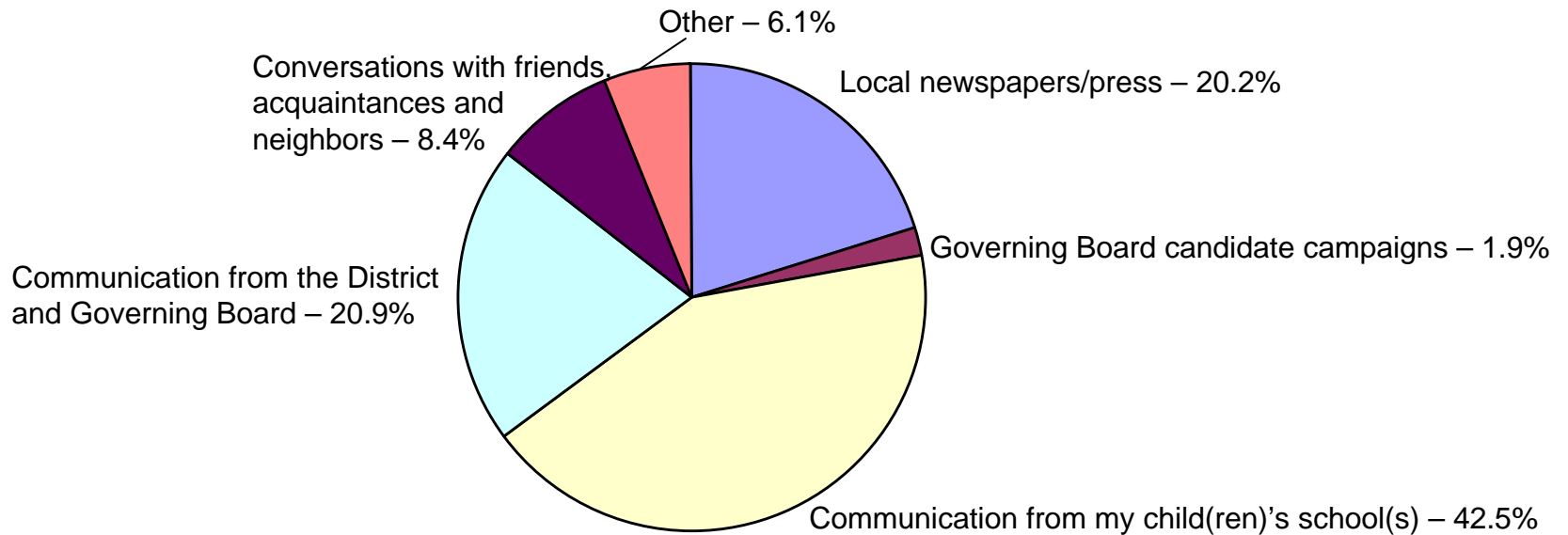


Total Respondents
Students Represented
Total Enrollment (as of 5/1/2012)

595
1,026
4,045

Question 2: Where have you received most of your understanding of LCUSD's collaboration days?

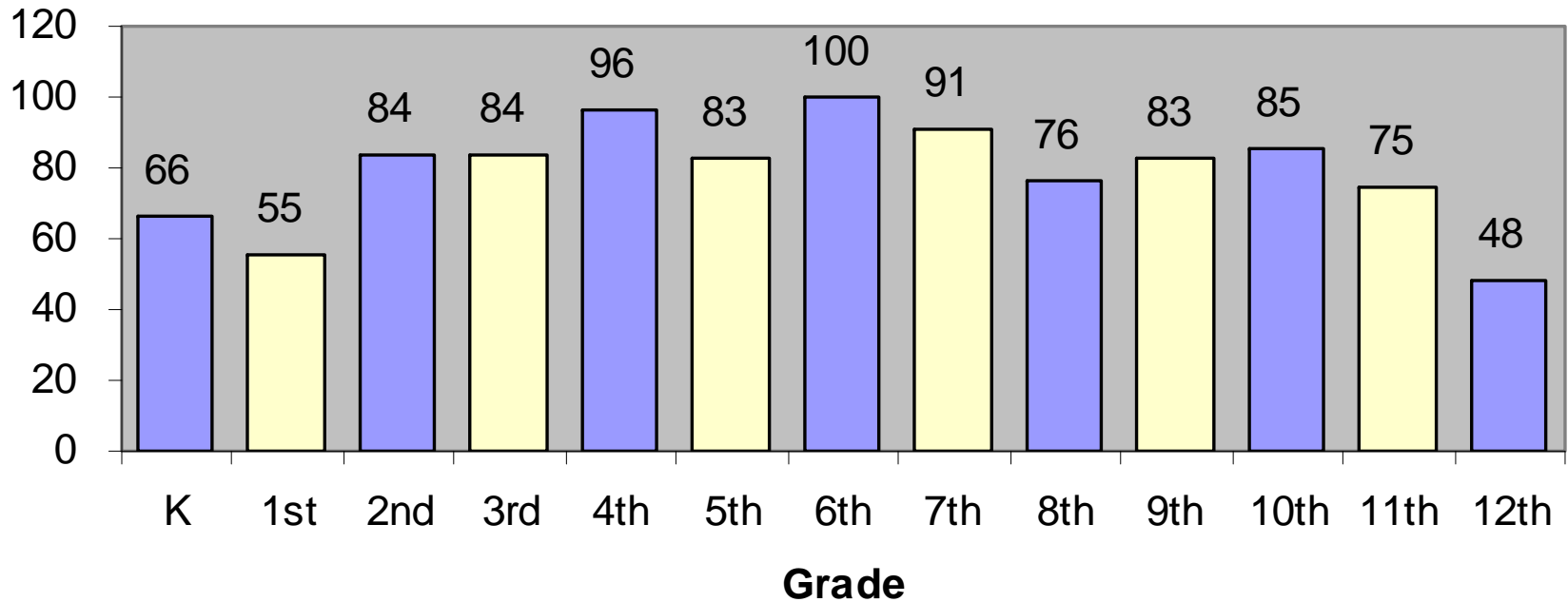
Source of Information Regarding Collaboration Days



Total Responses - 593

Question 3: Check the grade level(s) of your child(ren) in LCUSD schools.

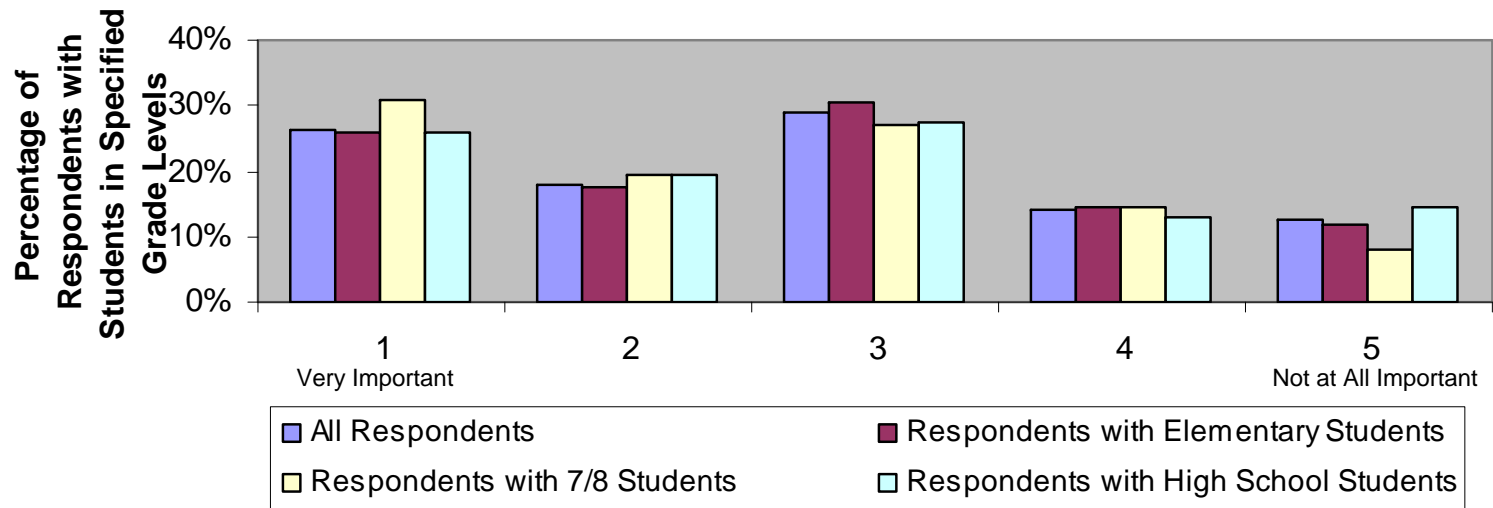
Respondents' Students by Grade



Note: 332 out of 595 respondents have students in more than one grade

Question 4: On a scale of 1 (very important) to 5 (not at all important), how important is the issue of collaboration time to you?

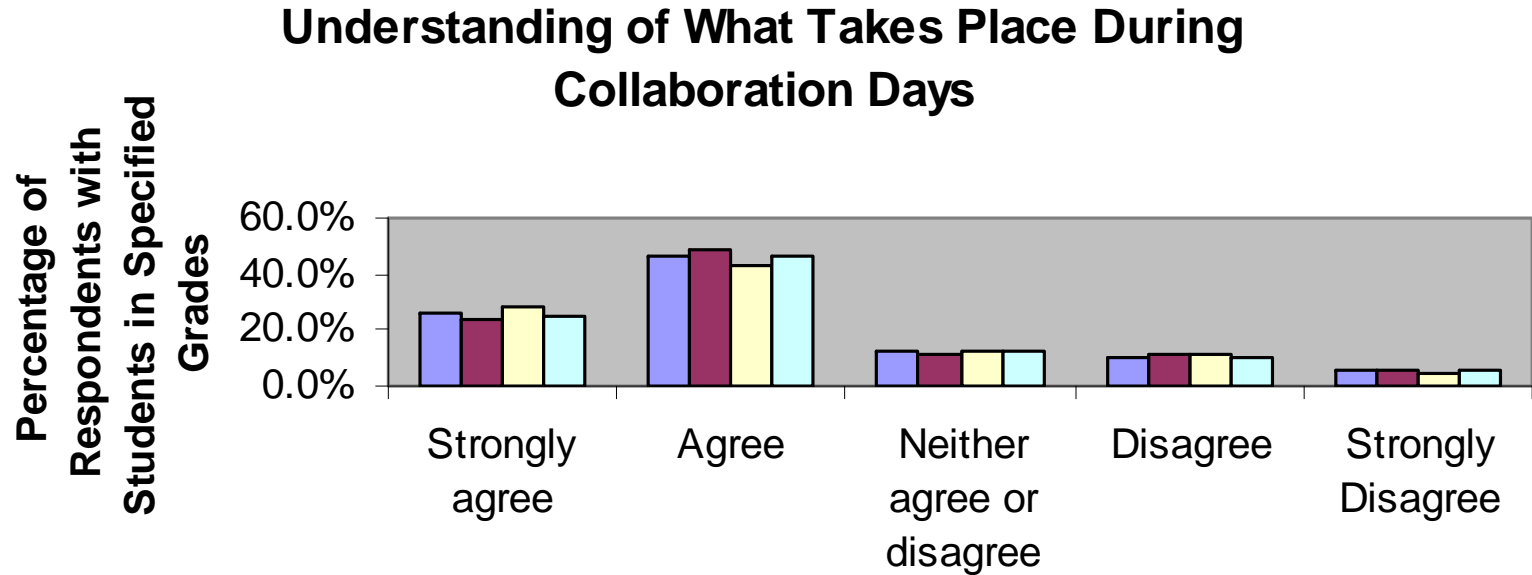
Importance of the Issue of Collaboration Time



<u>Sample Group</u>	<u>Sample Size</u>	<u>Average Response</u>
All Respondents	595	2.69
Respondents with Elementary Students	400	2.69
Respondents with 7/8 Students	159	2.50
Respondents with High School Students	248	2.71

Note: 179 respondents (30%) have students at more than one school level (elementary, 7/8, high school)

Question 5: I understand what takes place at school during the collaboration days.

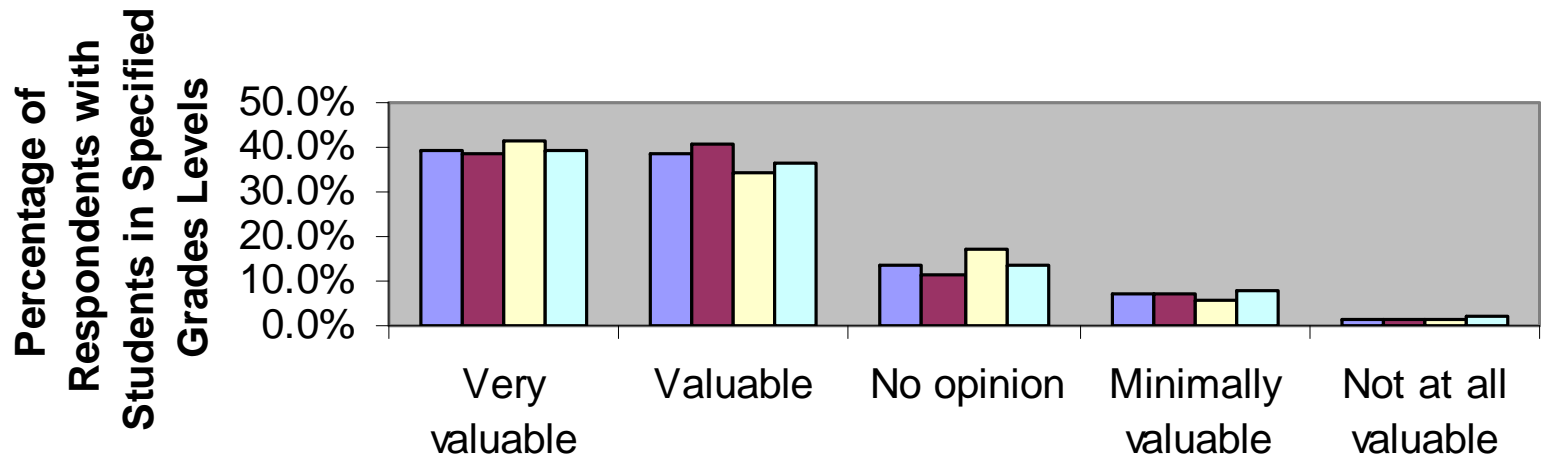


Sample Group	Sample Size	Average Response (1)
All Respondents	595	2.24
Respondents with Elementary Students	399	2.26
Respondents with 7/8 Students	159	2.22
Respondents with High School Students	248	2.24

(1) Strongly Agree = 1; Agree = 2; Neither agree or disagree = 3; Disagree = 4; Strongly disagree = 5
 Note: 179 respondents (30%) have students at more than one school level (elementary, 7/8, high school)

Question 6a: How much do you think TEACHERS value the pupil-free collaboration days to improve their instructional practices?

Respondents' Perception of Value of Collaboration Time to Teachers

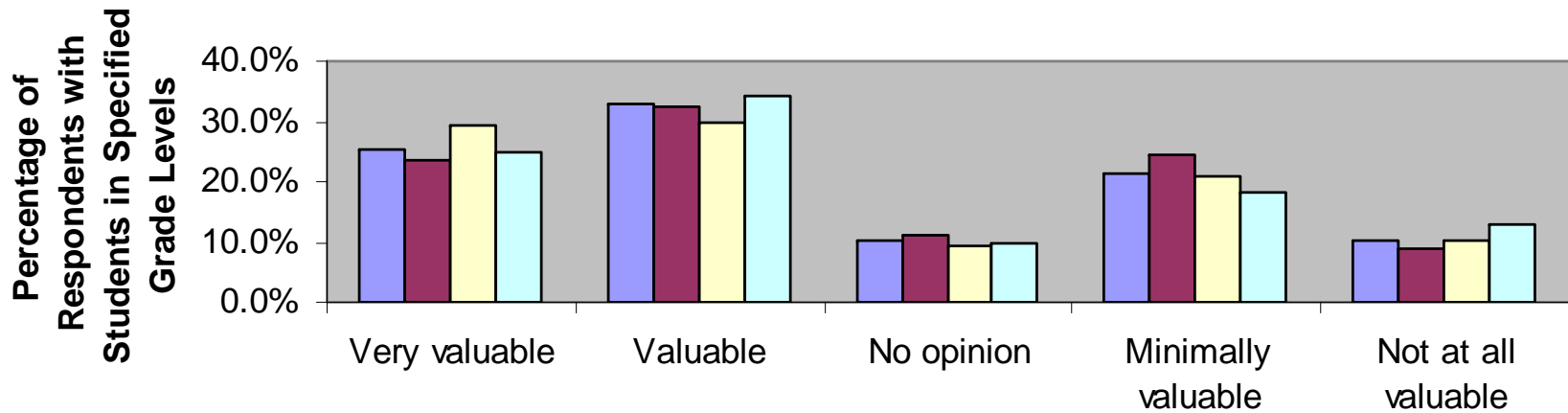


<u>Sample Group</u>	<u>Sample Size</u>	<u>Average Response (1)</u>
All Respondents	585	1.94
Respondents with Elementary Students	392	1.91
Respondents with 7/8 Students	157	1.91
Respondents with High School Students	246	1.97

(1) Very valuable = 1; Valuable = 2; No opinion = 3; Minimally Valuable = 4; Not at all valuable = 5
 Note: 179 respondents (31%) have students at more than one school level (elementary, 7/8, high school)

Question 6b: How much do YOU, as a parent, value teachers having pupil-free collaboration days to improve their instructional practices?

Value of Collaboration Days to Respondents



■ All Respondents ■ Respondents with Elementary Students
■ Respondents with 7/8 Students ■ Respondents with High School Students

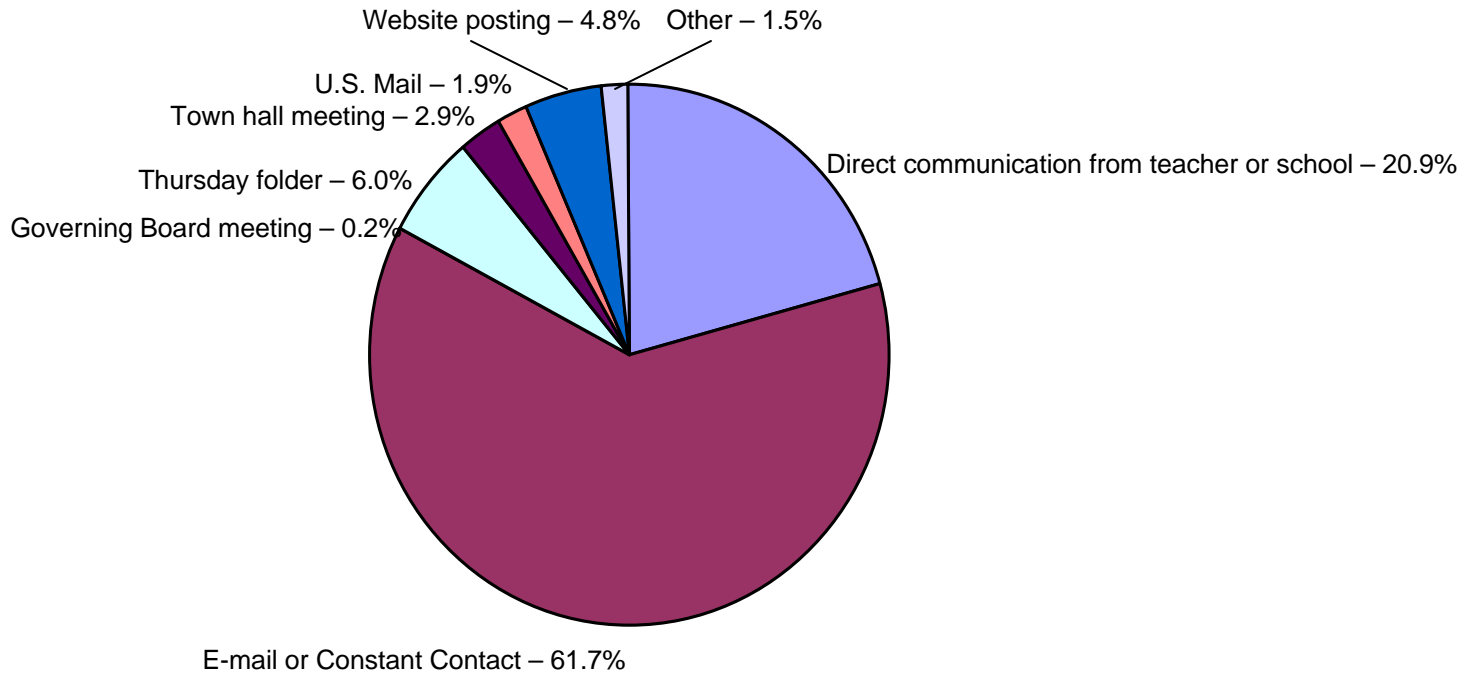
Sample Group	Sample Size	Average Response (1)
All Respondents	585	2.59
Respondents with Elementary Students	392	2.63
Respondents with 7/8 Students	157	2.53
Respondents with High School Students	246	2.61

(1) Very valuable = 1; Valuable = 2; No opinion = 3; Minimally Valuable = 4; Not at all valuable = 5

Note: 179 respondents (31%) have students at more than one school level (elementary, 7/8, high school)

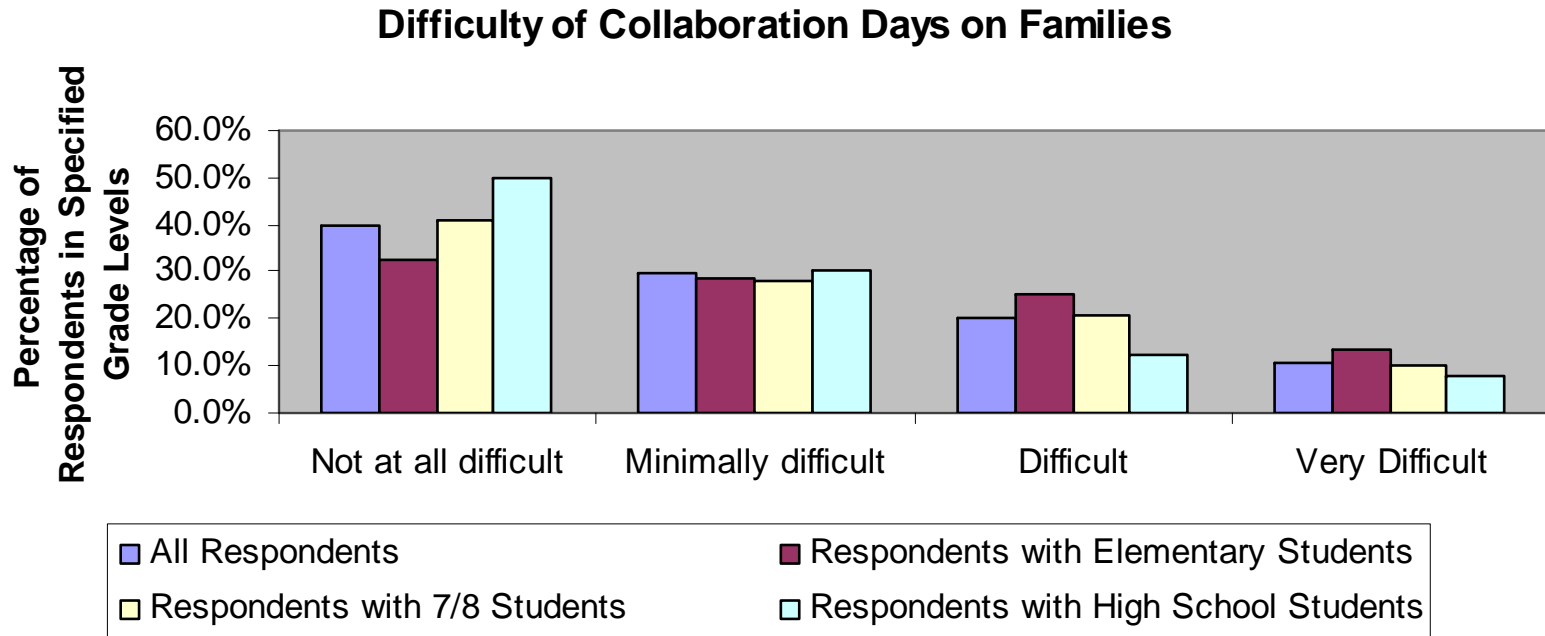
Question 7: What is the BEST way for the District to communicate with you about the goals and accomplishments of collaboration time?

Best Way to Communicate Regarding Collaboration Time



Total Responses – 583

Question 8: How difficult have the pupil-free collaboration days been for your family?



<u>Sample Group</u>	<u>Sample Size</u>	<u>Average Response (1)</u>
All Respondents	585	2.01
Respondents with Elementary Students	392	2.19
Respondents with 7/8 Students	157	2.01
Respondents with High School Students	246	1.78

(1) Not difficult at all = 1; Minimally Difficult = 2; Difficult = 3; Very difficult = 4

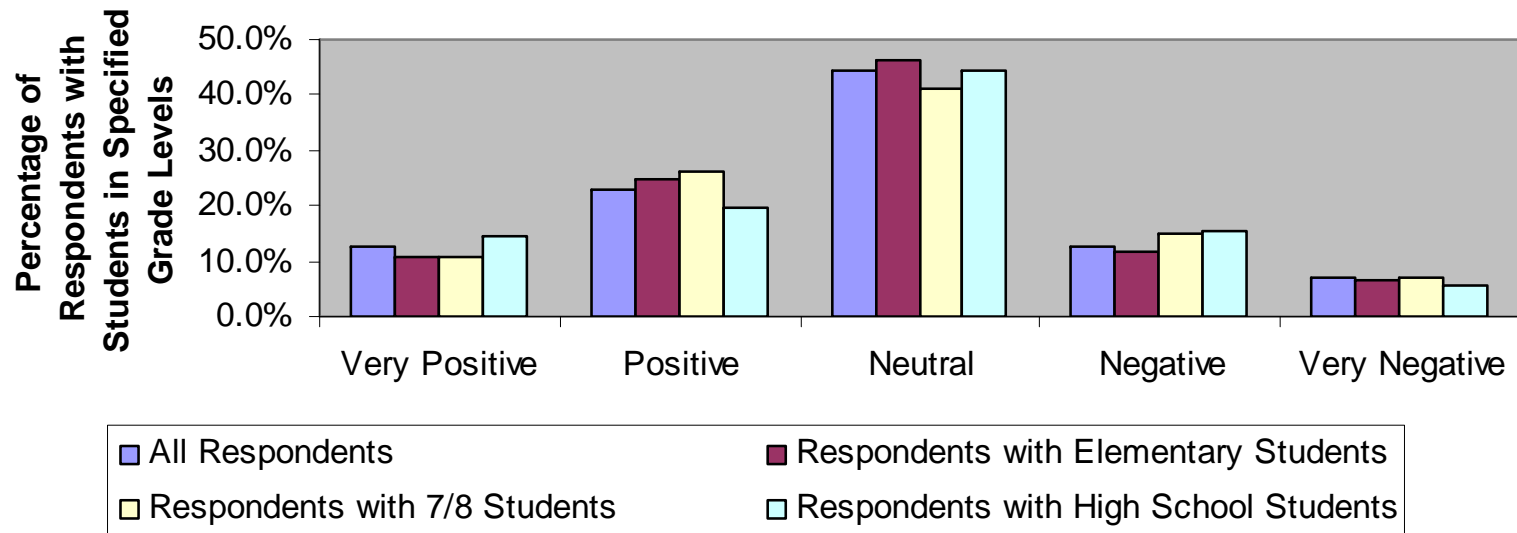
Question 9: Please comment on the source of difficulty the collaboration days have created for your family?

Summary of Comments by Topic

Comment Topic	# of Comments	% of Total Respondents
Random/mid-week schedule	112	37.7%
Childcare availability or cost	102	34.3%
Time off from work hardship/financial/scheduling	51	17.2%
Loss of instruction time	46	15.5%
Disruption to learning/routine	40	13.5%
Finding things for kids to do	20	6.7%
Not difficult	20	6.7%
Support of collaboration time	20	6.7%
Extra minutes do not compensate for days	12	4.0%
Less stress for students/used for catch-up/appts	9	3.0%
More homework assigned on collaboration days	8	2.7%
Poor communication/messaging/implementation	8	2.7%
Too much time for collaboration/too many days	6	2.0%
Fridays better for JPL employees	4	1.3%
Poor survey construction	3	1.0%
Donations to LCFEF will be reduced	2	0.7%
Other	11	3.7%
Total Comments	474	
Total Respondents to this Question	297	

Question 10: What is your overall assessment of the impact of the 2011-2012 Collaboration Days on your child(ren)'s instructional experience and outcomes?

Overall Impact on Instructional Experience and Outcomes



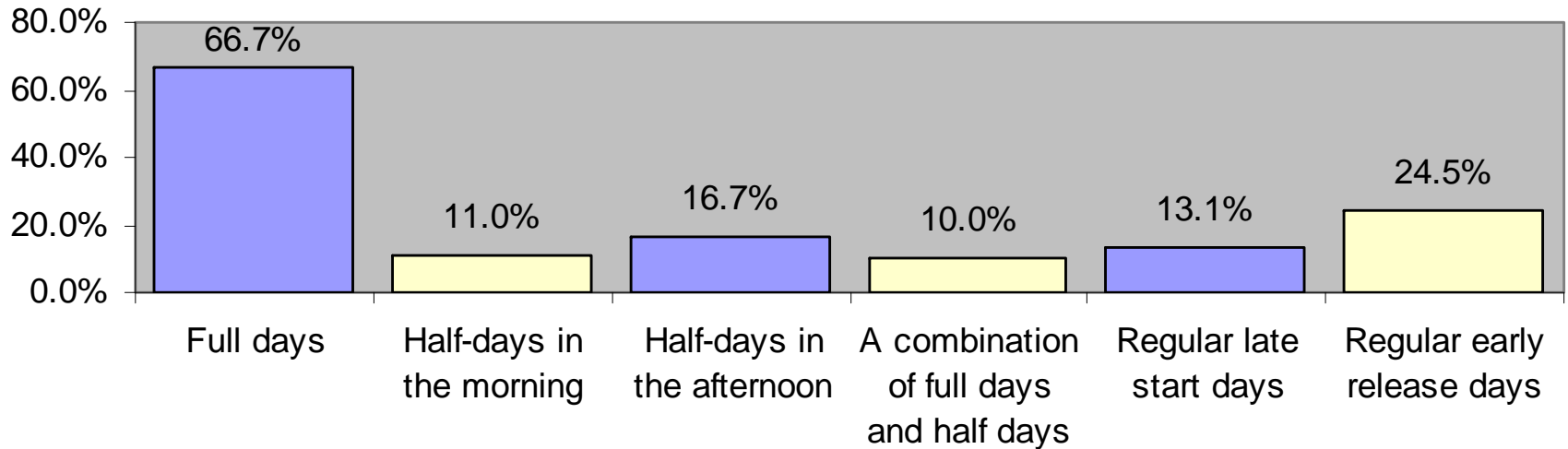
<u>Sample Group</u>	<u>Sample Size</u>	<u>Average Response (1)</u>
All Respondents	580	2.78
Respondents with Elementary Students	392	2.79
Respondents with 7/8 Students	156	2.81
Respondents with High School Students	245	2.78

(1) Very Positive = 1; Positive = 2; Neutral = 3; Negative = 4; Very Negative = 5

Note: 176 respondents (30%) have students at more than one school level (elementary, 7/8, high school)

Question 11: Which structure(s) would meet YOUR FAMILY'S NEEDS the best in order for teachers to participate in collaboration time?

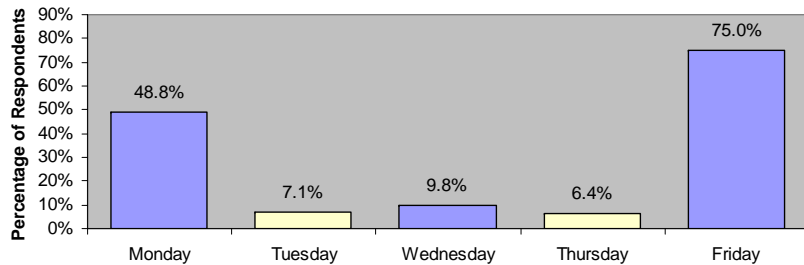
Percentage of Respondents Stating that Option Would Meet Their Family's Needs



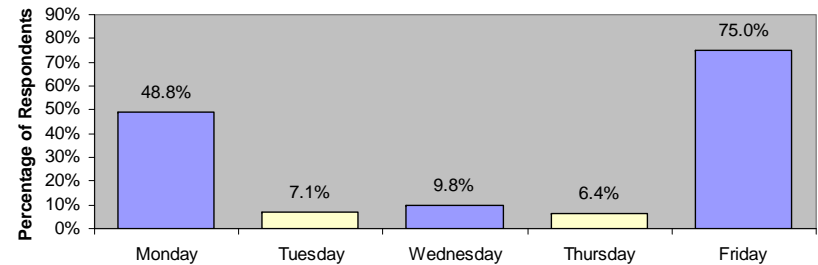
Total Respondents - 580

Question 12: What day of the week is best for LCUSD to schedule collaboration time?

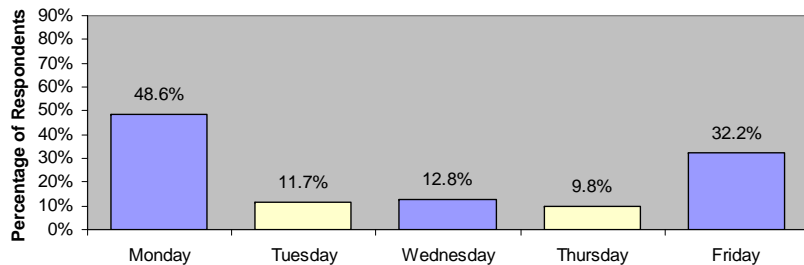
Best Day if Collaboration Days are Full Days



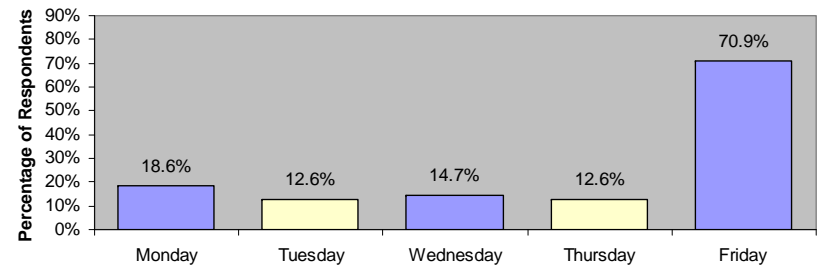
Best Day if Collaboration Days are Full Days



Best Day if Collaboration Days are Late Start Days



Best Day if Collaboration Days are Early Release Days

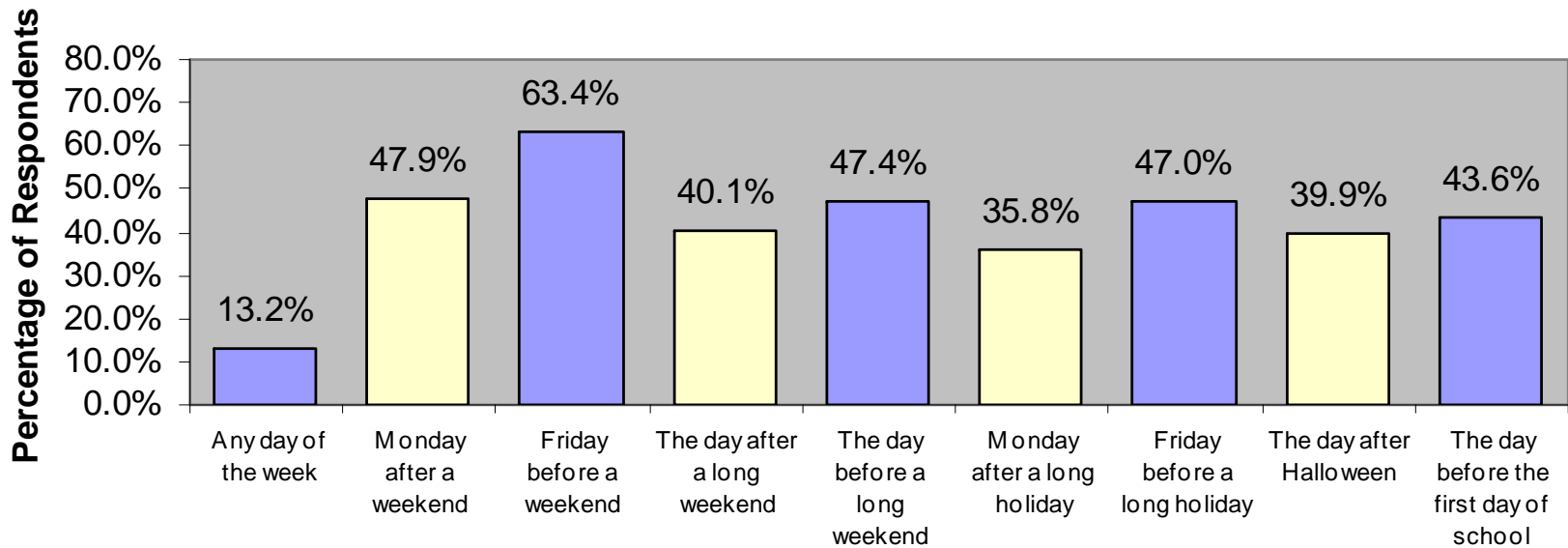


Note: Respondents could select multiple preferences

Total Respondents – 580

Question 13: What placement of collaboration time in the school calendar would be the best for your family?

Best Placement of Collaboration Time



Total Respondents = 576

Question 14: Do you have any other suggestions for the placement of collaboration time in the school calendar that would be best for your family?

Summary of Comments by Topic

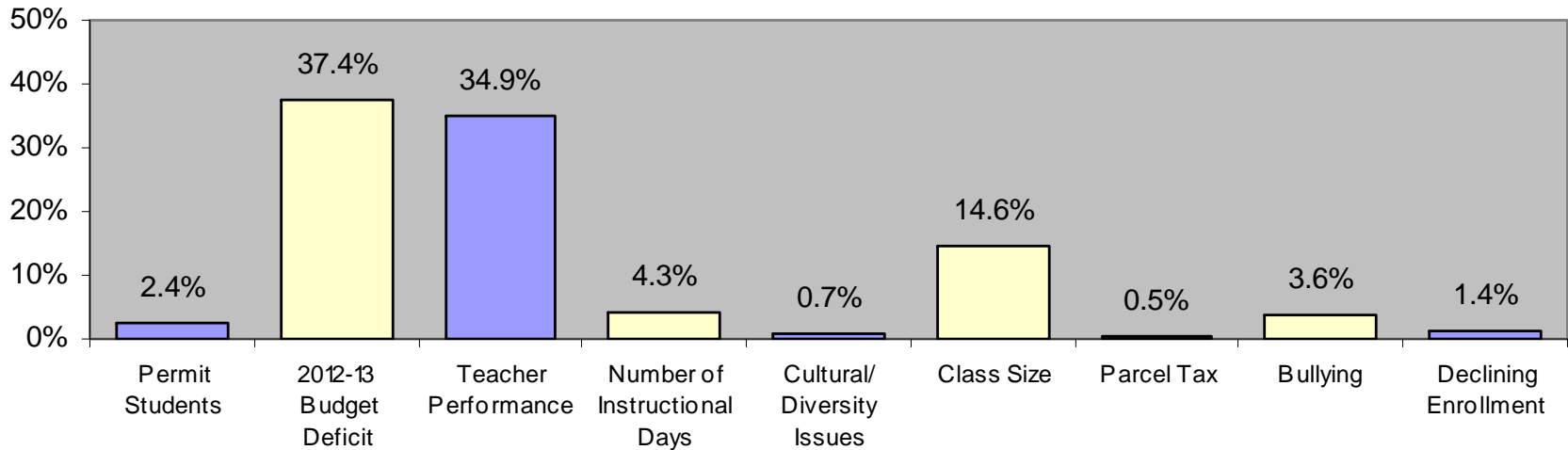
<u>Comment Topic</u>	<u># of Comments</u>	<u>% of Total Respondents</u>
Tied to weekends - positive	52	26.7%
Tied to weekends - negative	2	1.0%
On teachers' own time	31	15.9%
Near holidays/other time off - positive	26	13.3%
Near holidays/other time off - negative	5	2.6%
No collaboration time	25	12.8%
Before or after the school year - positive	21	10.8%
Before or after the school year - negative	1	0.5%
Day after Halloween	11	5.6%
During other scheduled time (existing pupil free days, etc.)	11	5.6%
Less collaboration time/fewer days	11	5.6%
Late start/Early release - positive	9	4.6%
Late start/Early release - negative	4	2.1%
Survey comment - positive	10	5.1%
Survey comment - negative	7	3.6%
We'll make it work/not a big issue	7	3.6%
Extra minutes aren't adequate/don't equal lost days	7	3.6%
Full days - positive	6	3.1%
Full days - negative	1	0.5%
Coordinate with other local institutions (JPL, YMCA, etc.)	7	3.6%
Lengthen the school year	5	2.6%
More consistent schedule	3	1.5%
Half days - positive	3	1.5%
Half days - negative	3	1.5%
More frequently	2	1.0%
Whenever their effectiveness is maximized	2	1.0%
Mixture of full days and other time	1	0.5%
Other	22	11.3%
Total Comments	295	

Total Respondents to this Question

195

Question 15: Please rank by importance the following issues facing LCUSD. Number from 1 (most important) to 9 (least important).

Issue Ranked as Most Important Among Issues Facing LCUSD



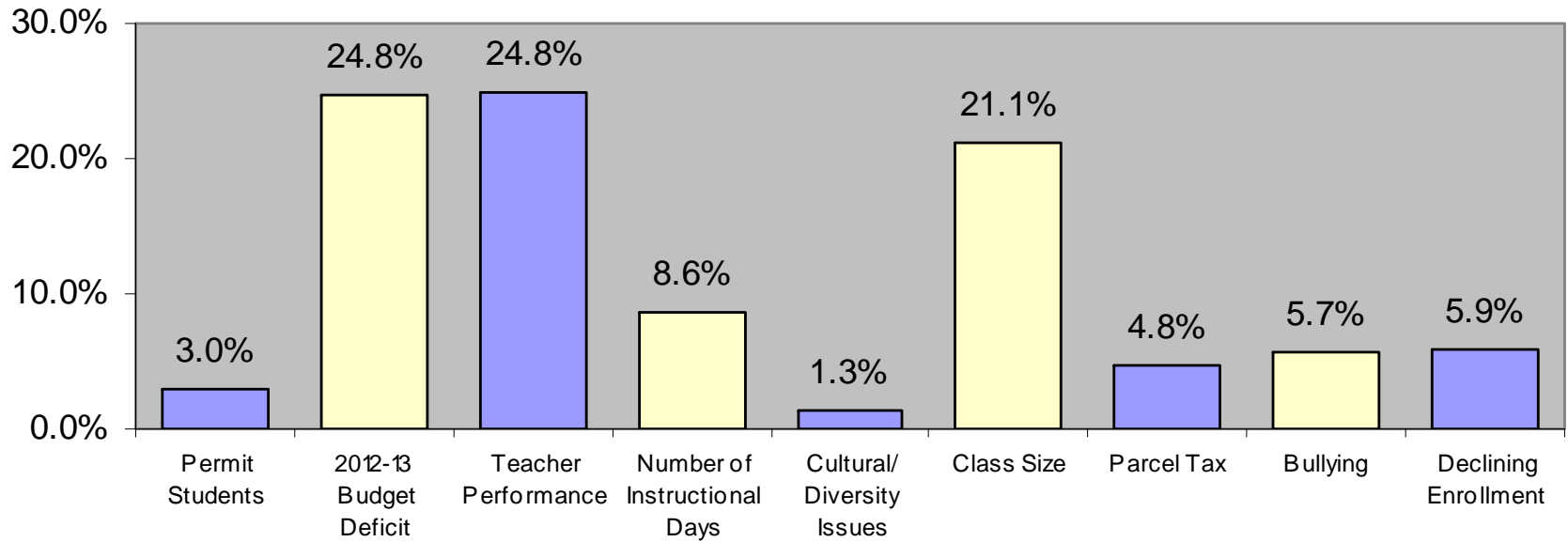
Average Ranking of Issues Facing the District

Permit Students	6.8	Class Size	3.2
2012-13 Budget Deficit	2.6	Parcel Tax	5.9
Teacher Performance	2.7	Bullying	5.6
Number of Instructional Days	5.3	Declining Enrollment	5.7
Cultural/Diversity Issues	7.3		

Total Responses - 553

Question 15: Please rank by importance the following issues facing LCUSD. Number from 1 (most important) to 9 (least important).

Issues Ranked Among Top 3 Issues Facing LCUSD



Total Responses - 553

Question 16: Is there another issue that you believe would rank among the top three concerns facing the district? If so, what is it?

Summary of Comments by Topic

Comment Topic	# of Comments	% of Respondents
Teacher performance/accountability	32	19.6%
LCTA	12	7.4%
Tenure reform	12	7.4%
Permit students	11	6.7%
Overemphasis on testing	9	5.5%
Improved communication	8	4.9%
Amount of instructional time	8	4.9%
Complaint procedures	7	4.3%
Budget crisis	7	4.3%
Homework	6	3.7%
Bullying	6	3.7%
District fiscal management	5	3.1%
Student and parent survey of teachers	5	3.1%
9-12 science and math programs	5	3.1%
Administrator performance	4	2.5%
Need for more/better community-based funding	4	2.5%
Special education resources	4	2.5%
Drugs/alcohol/substance abuse	3	1.8%
Class size	3	1.8%
Maintenance of facilities	2	1.2%
Sagebrush annexation	2	1.2%
Parent accountability	2	1.2%
5/6 math	2	1.2%
Other	23	14.1%
Total Comments	182	

Total Respondents to this Question

163

Question 17: Do you have any questions about collaboration time or any additional comments?

Summary of Comments by Topic

<u>Comment Topic</u>	<u># of Comments</u>	<u>% of Respondents</u>
Improve communication regarding goals and outcomes of collaboration days	43	25.1%
Support of collaboration days	33	19.3%
Restore four instructional days and plan for emergencies	20	11.7%
Too much time/too many days	16	9.4%
Teachers should collaborate on their own time	14	8.2%
Support of collaboration days due to good communication from school/teacher	12	7.0%
Need specific goals and/or measurable outcomes	12	7.0%
Poor up-front communication, implementation and/or scheduling	10	5.8%
Appreciation for survey/solicitation of feedback	10	5.8%
Underperforming teachers need to be addressed	8	4.7%
Instruction more important than collaboration; added minutes don't equal days	5	2.9%
Collaboration days help students recharge & don't deprive them of education	3	1.8%
Love them because we visit local colleges on those days	2	1.2%
The survey is biased in favor of collaboration days.	2	1.2%
Other	18	10.5%
Total Comments	208	
Total Respondents to this Question	171	