



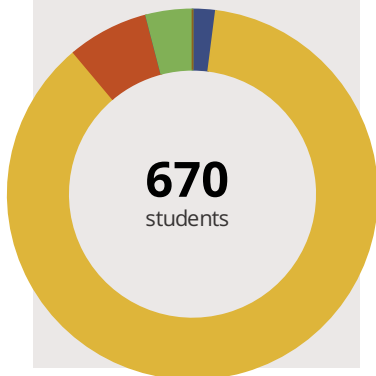
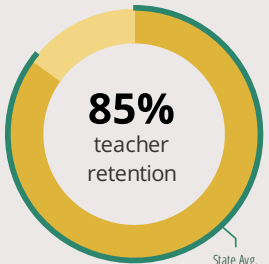
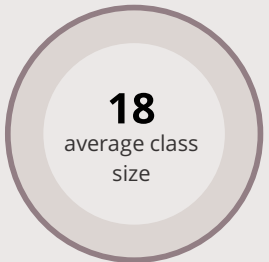
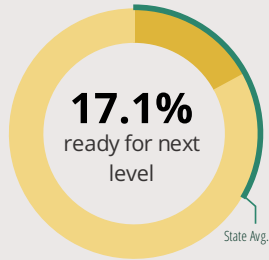
COLIN POWELL MIDDLE SCH

20600 MATTESON AVE MATTESON, IL 60443 2920 (708) 283-9600

Grades: 6-8
District: ESD 159

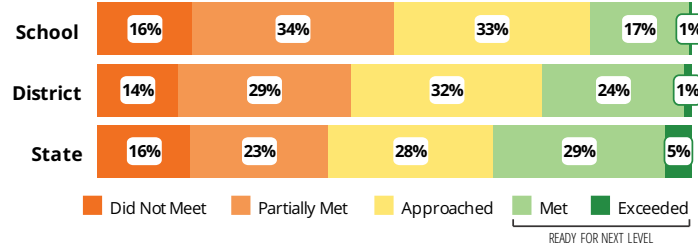
Principal: Ms. Kimberly Johnson
Superintendent: Dr. Mable Alfred

FAST FACTS



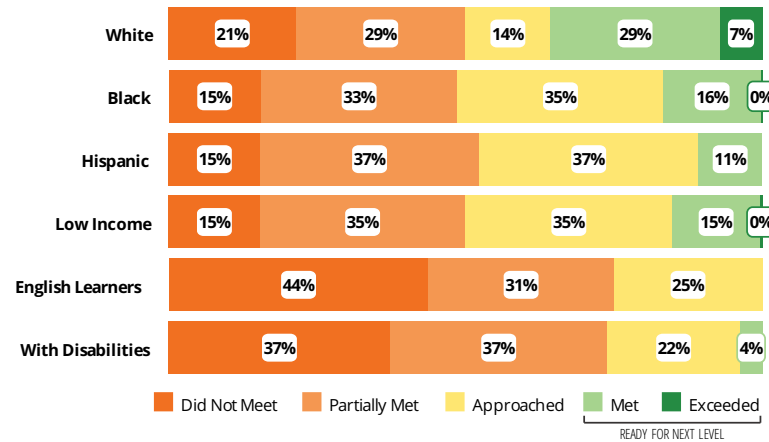
Academic Success

All Illinois students in grades 3-8 take the PARCC assessment each year. High school students take the PARCC in specific Math or English Language Arts (ELA) courses.



Success by Student Group

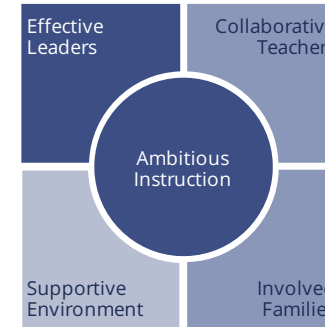
This display shows PARCC performance levels for each student group. No data is shown for groups with fewer than 10 students.



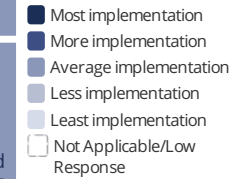
Student Characteristics

White	2%	Low Income	76%
Black	86%	English Learners	2%
Hispanic	7%	With Disabilities	18%
Asian	0%	Homeless	2%
American Indian	0%		
Two or More Races	4%		
Pacific Islander	0%		

School Environment



The **5Essentials Survey** allows students in grades 6-12 and all teachers to share their perspectives on essential conditions for learning. The anonymous survey consists of 5 components.



Response Rates

Students	92%
Teachers	98%

More Effective Leaders

Do principals and teachers implement a shared vision for success?

Average Collaborative Teachers

Do teachers collaborate to promote professional growth?

More Ambitious Instruction

Are the classes challenging and engaging?

Less Supportive Environment

Is the school safe, demanding, and supportive?

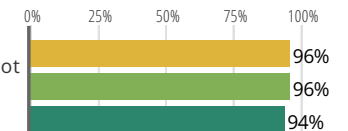
Average Involved Families

Does the entire staff build strong external relationships?

Student Attendance and Mobility

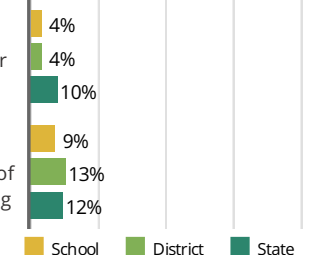
Attendance Rate

Rate at which students are present at school, not including excused or unexcused absences



Chronic Truancy Rate

Percentage of students who have been absent without valid reasons for 5% or more of regular school days



Student Mobility

Percentage of students who transfer in or out of the school during the school year, not including graduates





COLIN POWELL MIDDLE SCH

School Highlights

Academic Courses

Honors level classes in English/Language Arts and Math, 8th grade Algebra, Applied Technology, Band, Choir, Art, Spanish, Speech and Drama, Music Education, Bilingual Support, Peer Mentors, Summer School

Physical Education, Heath and Wellness

Our Physical Education program promotes fitness and wellness. We offer: tennis, soccer, basketball, volleyball, floor hockey, roller skating, badminton, track and fitness testing. Our Health class teaches students how to make good decisions for a healthy lifestyle.

Other Programs and Activities

National Junior Honor Society, PBIS Program, School-wide Celebrations, Project Choices, Family Nights, Mentoring Program, PTO, Tutoring Program, Art Club, Drama Club, Chess Club, Homework Club, Science Club, Student Council, Yearbook Club, Underwater Robotics Club, Cinco de Mayo Celebration.

School Awards

IESA Girls Track Champions and Runner-Up, IESA Final Four 8th Grade Boys Basketball, IGSMA 1st and 2nd place ratings for Concert Band, Cadet band, Concert Choir and Nouveau Choir, SSJHSA conference and IESA regional and sectional championships in various sports, 1st and 2nd place MATE Regional Scout Competition for Underwater Robotics.

Career Development Courses and Programs

STEM Activities and Field Trips, Career Day, Junior Achievement Program, College Visits, NUMATS Program through Northwestern University, College and Career Banner School Display, Washington D.C. trip for 8th grade students.

Athletics

Colin Powell Middle School offers a variety of sports for our students, including: Boy's Basketball, Boy's Cross Country, Boy's Track and Field, Boy's Volleyball, Girl's Basketball, Girl's Cross Country, Girl's Track and Field, Girl's Volleyball, Girl's Competitive Cheerleading, Girl's Pom Pom Team and Special Olympics.

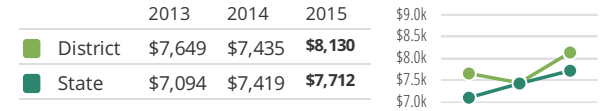
School Personnel Resources

Librarian/Media Specialist, Paraprofessional, Reading Specialist, School Nurse, School Psychologist, School Social Worker, School Social Worker Intern, Special Education Teacher, Speech Language Pathology Teacher, Student Dean, Technology Specialist

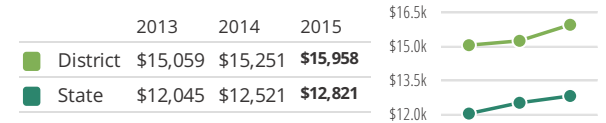
Facilities

District Finance

Instructional Spending per Pupil includes only the activities directly dealing with the teaching of students or the interaction between teachers and students.



Operational Spending per Pupil includes all costs for overall operations in this school's district, including Instructional Spending, but excluding summer school, adult education, capital expenditures, and long-term debt payments.



Educator Measures

This school has had **2 principal(s)** over the past 6 years. In the last three years, an average of **85% of teachers** return to this school each year.

FOR MORE INFORMATION

Visit IllinoisReportCard.com to see additional details about each item of information for this school. There you will find charts spanning multiple years, detailed explanations, resources, more of the school's programs and activities, and powerful tools that let you dig deeper into data.

Most of this data has been collected by ISBE from school districts through data systems. Some information, such as the School Highlights, is entered directly by principals and can be updated throughout the year.