

TEXAS EDUCATION AGENCY 2015 Accountability Summary

TWO DIMENSIONS PREPARATORY ACADEMY (101840101) - TWO DIMENSIONS PREPARATORY ACADEMY

Accountability Rating

Met Standard

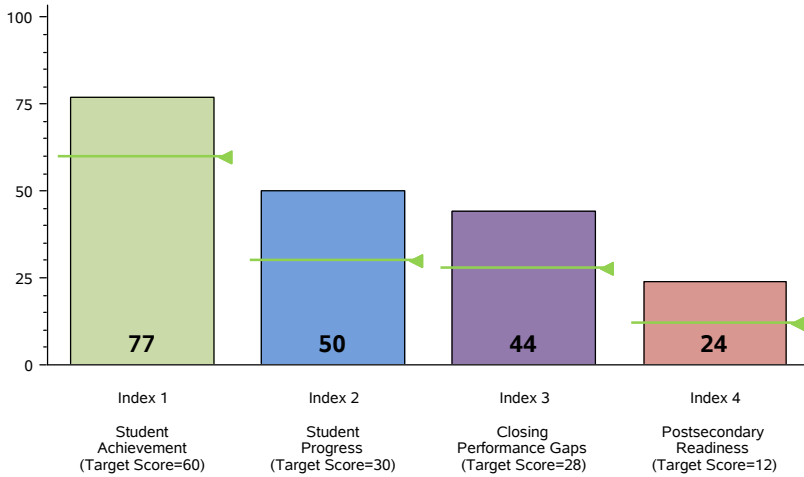
Met Standards on - Student Achievement - Student Progress - Closing Performance Gaps - Postsecondary Readiness	Did Not Meet Standards on - NONE
In 2015, to receive a Met Standard or Met Alternative Standard rating, districts and campuses must meet targets on three indexes: Index 1 or Index 2 and Index 3 and Index 4.	

Distinction Designation



Academic Achievement in Reading/ELA	DISTINCTION EARNED
Academic Achievement in Mathematics	NOT ELIGIBLE
Academic Achievement in Science	DISTINCTION EARNED
Academic Achievement in Social Studies	NOT ELIGIBLE
Top 25 Percent Student Progress	DISTINCTION EARNED
Top 25 Percent Closing Performance Gaps	DISTINCTION EARNED
Postsecondary Readiness	NO DISTINCTION EARNED

Performance Index Report



Campus Demographics

Campus Type	Elementary
Campus Size	235 Students
Grade Span	PK - 05
Percent Economically Disadvantaged	93.6
Percent English Language Learners	3.4
Mobility Rate	11.0

Performance Index Summary

Index	Points Earned	Maximum Points	Index Score
1 - Student Achievement	50	65	77
2 - Student Progress	100	200	50
3 - Closing Performance Gaps	262	600	44
4 - Postsecondary Readiness			
STAAR Score	23.5		
Graduation Rate Score	N/A		
Graduation Plan Score	N/A		
Postsecondary Component Score	N/A		24

State System Safeguards

Number and Percent of Indicators Met	
Performance Rates	5 out of 5 = 100%
Participation Rates	3 out of 3 = 100%
Graduation Rates	N/A
Total	8 out of 8 = 100%

For further information about this report, please see the Performance Reporting Division website at <http://ritter.tea.state.tx.us/perfreport/account/2015/index.html>

TEXAS EDUCATION AGENCY 2015 Accountability Summary

TWO DIMENSIONS AT CORSICANA (101840102) - TWO DIMENSIONS PREPARATORY ACADEMY

Accountability Rating

Not Rated

Met Standards on

- NONE

Did Not Meet Standards on

- NONE

In 2015, to receive a Met Standard or Met Alternative Standard rating, districts and campuses must meet targets on three indexes: Index 1 or Index 2 and Index 3 and Index 4.

Distinction Designation

Academic Achievement in Reading/ELA

NOT ELIGIBLE

Academic Achievement in Mathematics

NOT ELIGIBLE

Academic Achievement in Science

NOT ELIGIBLE

Academic Achievement in Social Studies

NOT ELIGIBLE

Top 25 Percent Student Progress

NOT ELIGIBLE

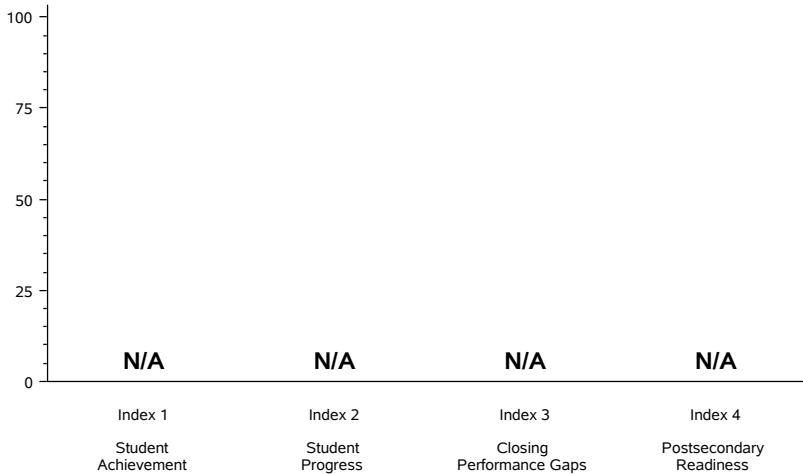
Top 25 Percent Closing Performance Gaps

NOT ELIGIBLE

Postsecondary Readiness

NOT ELIGIBLE

Performance Index Report



Campus Demographics

Campus Type	Elementary
Campus Size	104 Students
Grade Span	PK - KG
Percent Economically Disadvantaged	98.1
Percent English Language Learners	22.1
Mobility Rate **	N/A

Performance Index Summary

Index	Points Earned	Maximum Points	Index Score
1 - Student Achievement	N/A	N/A	N/A
2 - Student Progress	N/A	N/A	N/A
3 - Closing Performance Gaps	N/A	N/A	N/A
4 - Postsecondary Readiness			
STAAR Score	N/A		
Graduation Rate Score	N/A		
Graduation Plan Score	N/A		
Postsecondary Component Score	N/A		N/A

State System Safeguards

Number and Percent of Indicators Met

Performance Rates	N/A
Participation Rates	N/A
Graduation Rates	N/A
Total	N/A

** District Mobility Rate was used when the mobility rate was not available for a campus.

For further information about this report, please see the Performance Reporting Division website at <http://ritter.tea.state.tx.us/perfreport/account/2015/index.html>

TEXAS EDUCATION AGENCY 2015 Accountability Summary

TWO DIMENSIONS/VICKERY (101840103) - TWO DIMENSIONS PREPARATORY ACADEMY

Accountability Rating

Met Standard

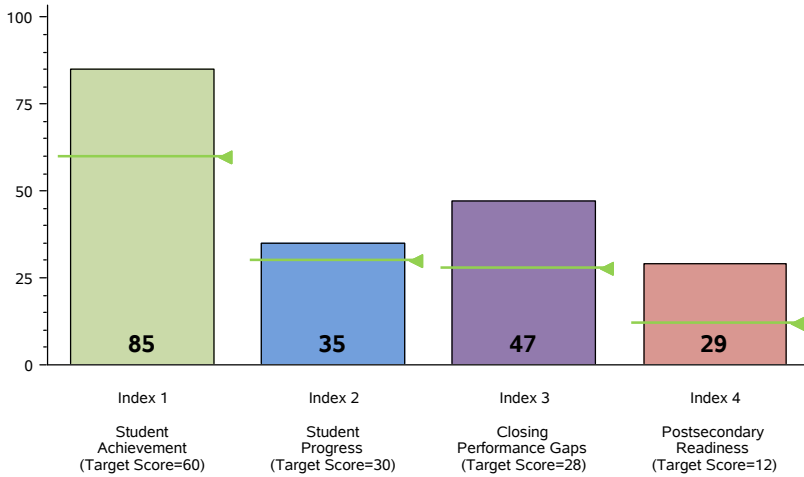
Met Standards on	Did Not Meet Standards on
<ul style="list-style-type: none"> - Student Achievement - Student Progress - Closing Performance Gaps - Postsecondary Readiness 	<ul style="list-style-type: none"> - NONE
In 2015, to receive a Met Standard or Met Alternative Standard rating, districts and campuses must meet targets on three indexes: Index 1 or Index 2 and Index 3 and Index 4.	

Distinction Designation



Academic Achievement in Reading/ELA
DISTINCTION EARNED
Academic Achievement in Mathematics
NOT ELIGIBLE
Academic Achievement in Science
NOT ELIGIBLE
Academic Achievement in Social Studies
NOT ELIGIBLE
Top 25 Percent Student Progress
NO DISTINCTION EARNED
Top 25 Percent Closing Performance Gaps
DISTINCTION EARNED
Postsecondary Readiness
DISTINCTION EARNED

Performance Index Report



Campus Demographics

Campus Type	Elementary
Campus Size	194 Students
Grade Span	PK - 04
Percent Economically Disadvantaged	93.8
Percent English Language Learners	2.1
Mobility Rate	7.5

Performance Index Summary

Index	Points Earned	Maximum Points	Index Score
1 - Student Achievement	39	46	85
2 - Student Progress	69	200	35
3 - Closing Performance Gaps	187	400	47
4 - Postsecondary Readiness			
STAAR Score	28.5		
Graduation Rate Score	N/A		
Graduation Plan Score	N/A		
Postsecondary Component Score	N/A		29

State System Safeguards

Number and Percent of Indicators Met

Performance Rates	4 out of 4 = 100%
Participation Rates	3 out of 3 = 100%
Graduation Rates	N/A
Total	7 out of 7 = 100%

For further information about this report, please see the Performance Reporting Division website at <http://ritter.tea.state.tx.us/perfreport/account/2015/index.html>