



CenterPointEnergy.com

CUSTOMER
CUMBERLAND ACADEMY

ACCOUNT NUMBER
6400554976-7

DATE DUE **May 16, 2017**

DATE MAILED
May 01, 2017

AMOUNT DUE **\$ 49.84**

SERVICE ADDRESS
7200 Paluxy Dr, Tyler, TX 75703

Page 1 of 4


Gas leak or emergency
Leave immediately, then call
888-876-5786, 24 hours a day

Customer service
800-259-5544 toll-free
Monday - Friday, 7 am - 7 pm

Call before you dig
Call 811
24 hours a day

Comments
PO Box 2628
Houston, TX 77252-2628

Your usage in a glance



Previous usage	Usage this month	Average daily temperature	
		1 year ago	This month
Total CCF used	65	78	19
Average daily gas use (CCF)	2.0	2.8	0.6
Average daily temperature	65	62	69
Days in billing period	32	28	32

To better understand your home energy usage and learn energy savings tips, visit CenterPointEnergy.com/myenergyanalyzer

To report gas leaks, carbon monoxide and other gas emergencies, please call 1-888-876-5786. We appreciate your understanding that billing inquiries cannot be answered on this line.

Pay your next bill without lifting a finger. To enroll in AutoPay, just sign and date the back of your bill stub and return to us with a check for your payment amount. It's that easy!

ACCOUNT SUMMARY

Previous gas amount due	\$ 74.55
Payment Apr 12, 2017	- 74.55
Current gas charges (Details on page 2)	+ 49.84
Total amount due	\$ 49.84

Your account is ready to view now. Register for free online account access. View balance, usage history, make an online payment, view recommendations for saving energy and money with My Energy Analyzer, and much more. Register at CenterPointEnergy.com/myaccount.

420-51-6259.04-001

APPROVED

How to pay your bill

Online
Visit: CenterPointEnergy.com/paybill Pay immediately, schedule a payment or set up automatic monthly payments.

Phone
Call 800-259-5544 and make a payment using your checking or savings account, or by debit or credit card.

In person
To find a payment location, visit: CenterPointEnergy.com/paybill or call 800-259-5544.

Mail
Return the payment stub below, with your check or money order, using the return envelope.

Please keep this portion for your records

Please return this portion with your payment. Please do not include letters or notes



ACCOUNT NUMBER 6400554976-7

Enroll in AutoPay today. See form on the back of this stub.

DATE DUE **May 16, 2017**

AMOUNT DUE **\$ 49.84**

Write account number on check and make payable to CenterPoint Energy



Please enter amount of your payment

00003957 01 AV 0.37 1

CUMBERLAND ACADEMY
7200 PALUXY DR
TYLER, TX 75703-5940



CENTERPOINT ENERGY
PO BOX 4981
HOUSTON TX 77210-4981

0200109865077

008200640055497673000000049840000000498450

CUSTOMER
CUMBERLAND ACADEMY

ACCOUNT NUMBER
6400554976-7

DATE DUE **May 16, 2017**

SERVICE ADDRESS
7200 Paluxy Dr, Tyler, TX 75703

DATE MAILED
May 01, 2017

AMOUNT DUE **\$ 49.84**

Rate: GSS-2091-GRIP 2016

DEFINITIONS

CCF 1 CCF = 100 cubic feet of gas. This is how we measure your monthly usage.

Customer charge and base amount. Covers fixed costs for reading meters, issuing bills, maintaining facilities and gas lines, postage, etc. These costs occur even if you do not use gas during a billing period.

Gas Cost Adjustment (GCA) is the cost CenterPoint Energy pays for the gas it delivers to its customers.

Reimbursement of local franchise fee is a fee paid to the city for the company's use of right-of-way in streets and alleys.

Reimbursement of state gross receipts tax is a tax imposed by the State of Texas on each utility company located in an incorporated city having a population of more than 1,000

For a more detailed description of each of the terms used on your bill, please visit CenterPointEnergy.com/definitions or call Customer Support at 800-259-5544.

Current gas charges

Meter Number Day Billing Period
9711501506499 32

Billing Period	Current Reading	- Previous Reading	= Total	x	Combined pressure factor	Adjusted Usage
03/24/17 - 04/25/17	2088	2074	14		1.34580	19 CCF
Customer charge *						\$ 32.16
Base amount			19 CCF x	\$ 0.06440		1.22
Gas cost adjustment			19 CCF x	\$ 0.33098		6.29
Reimbursement of local franchise fee						4.50
Reimbursement of State GRT						0.90
Pipeline safety fee						1.04
City sales tax				1.50%		0.68
County sales tax				0.50%		0.23
State sales tax				6.25%		2.82
Total current charges						\$ 49.84

The customer charge includes the current GRIP surcharge of \$2.73.

APPROVED

Your account, managed your way

Sign up at CenterPointEnergy.com/myaccount

- **24/7 online account access.** View and/or pay your bill, view usage history, sign up for account services and much more.
- **Go paperless.** Receive an email when your bill is ready to view and pay. Get convenience, get rid of clutter.

- **Pay automatically.** Set up AutoPay by signing and returning the form below with your check payment. It's that easy!
- **Even out the highs and lows of your monthly bills.** Enroll in Average Monthly Billing and spread your natural gas costs throughout the year.
- **Get bill reminders.** Choose text or email, up to five days before your bill is due.

- **Other services.** Report a payment made at a payment location, set up a payment extension and much more. View options from your online account or visit CenterPointEnergy.com/selfservice if you'd prefer not to register.
- **Moving?** Please call us at 800-259-5544 at least two weeks before you move, or complete the forms at CenterPointEnergy.com/selfservice

Mail payments to CenterPoint Energy, PO Box 4981, Houston, TX 77210-4981

Enroll in AutoPay and your monthly payment will be automatically deducted from your bank account.

To enroll, sign and date this form and return with your check payment. Money orders do not qualify for enrollment. Your next bill will be automatically deducted from the account listed on your check. For more information and to enroll electronically, go to CenterPointEnergy.com/autopay.

I authorize CenterPoint Energy to automatically deduct from the checking account shown on my enclosed check all future payments for my CenterPoint Energy bills. I will notify CenterPoint Energy if I decide to cancel my use of AutoPay. CenterPoint Energy also has the right to discontinue my AutoPay enrollment. Once I enroll, I understand that any past due balances will be drafted from my account three days after my application is processed.

Account holder's signature

Date



Does your spring cleaning list include changing worn-out fridge, water and HVAC filters?

Our partnership with **Discount Filter Store** lets you order **quality**, name-brand filters right from your phone or computer.

April offer for all CenterPoint Energy customers:

- 15% off all Tier1 brand filters
- FREE shipping
- PROMO Code: **hsp15off**

CenterPointEnergy.com/Filters or call 800-277-3458.

174417_HSP

DYI: Weatherization 101

Adding insulation is a cost-effective way to reduce your home's heating and cooling bills.



In the winter, heat flows from heated living spaces to unheated attics, basements and through ceilings, walls and floors. During cooling season, heat flows from the outdoors to the interior. Proper insulation provides an effective resistance to the flow of heat.

For tips, tools and advice, visit **Energy.Gov/EnergySaver**.

174421_HDU

Weathering a spring storm

Your reliable natural gas service is rarely affected by storms. But if your home gets damaged, follow these safety steps:

- Do not turn off natural gas at the meter. Meters maintain proper line pressure and prevent water from entering pipes if flooding occurs.
- To cut off natural gas service, turn gas off at each appliance.

If you smell natural gas:

- Leave immediately **on foot**. Cars, light switches and phones (including mobile phones) could cause a spark.
- When at a safe location, call 911 and CenterPoint to report.



CenterPointEnergy.com/WeatherSafety

174419

We ♥ Our Volunteers

**Those who can, do.
Those who can do more,
volunteer.** ~ *Author Unknown*

Our employees and retirees together with families and friends spent 237,500 hours – valued at over \$5.6 million* – in volunteer service during 2016.


Whether it's reading to children, walking to raise money for charities, taking the handicapped fishing or donating warm clothes to those in need, we seek out opportunities to engage and give back to the communities we serve.

**Celebrating National Volunteer Month
April 2017**

*Independent Sector

174423

**Investing
to make
your
service
even
better...**



You depend on clean, efficient natural gas to warm your home, dry your clothes and make that gourmet kitchen, well, gourmet. And since natural gas systems are underground, outages are rare.

That's why we plan to invest **\$2.7 billion** in capital over the next five years to further enhance safety and reliability and expand for growth. These things take investment and the dedication of thousands of employees to bring you the service you need for your home or business.

CenterPointEnergy.com/GasInvestments

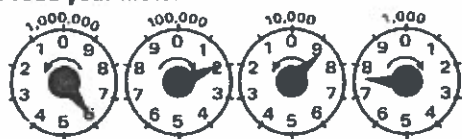
174463_CNP

A safety message from CenterPoint Energy

If you smell natural gas, leave immediately. Call our Gas Leak Hotline at 800-296-9815. Do not use or store flammable products such as gasoline in the same room or area near the water heater or any other gas appliance.

Si percibes un olor a gas natural, sal inmediatamente. Llama a nuestra línea telefónica para fugas de gas a uno de los números de teléfono que aparecen arriba. No use ni almacene productos inflamables tales como gasolina en la misma habitación o en áreas cercanas a un calentador de agua u otro tipo de aparato a gas.

How to read your meter



The following is an example of how to read a typical meter index.

Look at the four dials with their curved arrows. Read from right to left as follows:

- 1 Read the "thousand-foot" dial as 7, the last number that the pointer passed. Note that the curved arrow on the dial shows a clockwise movement of the pointer.
- 2 Read the next dial, the "10-thousand" dial. The curved arrow on the dial above shows a

counterclockwise direction. The pointer is near the 9, but to be sure whether to read it as that number or the lower number 8, the previously mentioned "same or lower number rule" must be applied. Since the pointer in the "thousand foot" dial to the right is nearer the 8 and the pointer has not reached the 0, the "10 thousand" dial should be read as 8.

3. Read the "100 thousand" dial, it seems to point to 2. Double check by using the rule above. Since the pointer of the "10 thousand" dial is between 8 and 9, take the lower reading number, 1, for the "100-thousand" dial.

4 Read the left-most dial, the "million-foot" dial. The pointer is near the 6. Using the "same or lower number rule", we find the pointer on the dial to the right is between 1 and 2, so we read the "million-foot" dial exactly as the number it is on or near, 6.

The entire meter reading is 6187.