



Annual Financial Report Accuracy Certification Statement

For Fiscal Year Ending
6/30/2016

Pennsylvania Department of Education
&
Office of Comptroller Operations

PDE-2056: Intermediate Unit
PDE-2057: School District, AVTS/CTC, Charter School,
and Special Program Jointure

CERTIFICATION: By signing this page I agree that the electronic data submitted is a complete and accurate statement of the financial operations and status of the local education agency for the fiscal year. It has been prepared in accordance with generally accepted accounting principles and established Commonwealth of PA reporting guidelines.

<u>Chief School Administrator Signature</u> 	<u>Date</u> 10/27/16
<u>Board Secretary Signature</u> 	<u>Date</u> 10-27-16

Ginger Williams (814)781-2111 Ext :
Contact Person Contact Person Telephone Number
gwilliams@smasd.org
Contact Person E-mail Address Contact Person Fax Number

Audit Certification

Annual Financial Report:

For Fiscal Year Ending 6/30/2016

(Pursuant to PA School Code Section 218(b))

LEA Name : Saint Marys Area SD
AUN Number : 109248003
County : Elk

Audit Certification Due:
12/31/2016

This certification is applicable to:

Orig. Annual Financial Report submitted to
Comptroller Operations: 10-31-16
Date

Annual Financial Report revisions submitted on: _____
Date

Auditing Firm: Geci and Associates PC
301 Bruxelles St.
St. Marys, PA 15857

Auditor Contact Name: Chris Gismondi
Auditor Phone: 814-834-1995

Auditor E-mail: cgismondi@geciandassociates.net


CERTIFICATION: By signing this page I agree that the financial statements of the school have been properly audited as noted above pursuant to Article XXIV, and in the auditor's professional opinion, the Annual Financial Report (PDE-2057) submitted on the date referenced is materially consistent with the audited financial statements.

Chief School Administrator


Signature

12/8/16
Date

Board Secretary


Signature

12-8-16
Date

Ginger Williams

Contact Person

gwilliams@smasd.org

Contact Person E-mail Address

(814)781-2111

Ext :

Contact Person Telephone Number

Contact Person Fax Number

<u>Val Number</u>	<u>Description</u>	<u>Justification</u>
30501	Revenue Detail: AFR amount must equal or exceed PDE FAI System amount. 7311, AFR Rev Detail: 817152.73 7311, PDE FAI System: \$826,287.08	The difference is \$9,134.35 which was revenue recognized as a receivable for prior year.
30680	Revenue Detail: Current Tax Revenue amount cannot exceed 30% variance from prior year amount. Correct the data or enter a justification. 6153, Current AFR Rev Detail: \$186,451.40 6153, Prior AFR Rev Detail: \$139,688.55	This was our real estate transfer tax. The tax rate remained unchanged. The increase is a result of a robust real estate market.
41480	Expenditure Detail, Salaries (Object 100) and Benefits (Object 200 series): Amounts must be entered for both Salaries and Benefits. Function 2190, Object 100: \$0.00 Function 2190, Object 200: \$11,870.80	Food service employees were outsourced to a management company. This is the unemployment compensation associated with these employees.
41670	Expenditure Detail, Salaries (Object 100) and Benefits (Object 200 series): Amounts must be entered for both Salaries and Benefits. Function 2900, Object 100: \$0.00 Function 2900, Object 200: \$58,772.75	This is health insurance purchased with HRA funds for retired employees.
50410	SESS - 2140 Psychological Services: SESS Schedule amounts for Special Education vary from prior year by 40% or more. Correct the data or enter a justification. SESS Schedule 2140: \$130,874.73 Prior Year SESS Schedule 2140: \$83,225.13	Additional part time psychology position was added.

Amounts Expressed in Whole Dollars

	<u>General Fund</u> <u>(10)</u>	<u>Public Purpose Trust</u> <u>(27)</u>	<u>Other Compt Approved</u> <u>(28)</u>	<u>Athletic / Activity</u> <u>(29)</u>	<u>Capital Reserve (690.</u> <u>1850)</u> <u>(31)</u>
Assets And Deferred Outflows Of Resources					
Assets					
0100 Cash and Cash Equivalents	13,174,917				
0110 Investments					
0120 Taxes Receivable	546,426				
0130 Due From Other Funds	2,442				
0141 Due From Other Governments	1,236,810				
0142 State Revenue Receivable					
0143 Federal Revenue Receivable					
0145 Other Intergovernmental Revenue Receivable					
0146 Due from Primary Government					
0147 Due from Component Unit					
0150 Other Receivables	120,762				
0170 Inventories					
0180 Prepaid Expenses (Expenditures)	46,221				
0190 Other Current Assets					
Total Assets	\$15,127,578				
0910 Deferred Outflows of Resources					
Total Assets And Deferred Outflows Of Resources	\$15,127,578				

Amounts Expressed in Whole Dollars

	<u>Capital Reserve (1431)</u> <u>(32)</u>	<u>Other Capital Projects</u> <u>Fund</u> <u>(39)</u>	<u>Debt Service</u> <u>(40)</u>	<u>Permanent</u> <u>(90)</u>	<u>Total Governmental</u> <u>Funds</u>
Assets And Deferred Outflows Of Resources					
Assets					
0100 Cash and Cash Equivalents	5,415,595	4,894			18,595,406
0110 Investments		4,021,720			4,021,720
0120 Taxes Receivable					546,426
0130 Due From Other Funds					2,442
0141 Due From Other Governments					1,236,810
0142 State Revenue Receivable					
0143 Federal Revenue Receivable					
0145 Other Intergovernmental Revenue Receivable					
0146 Due from Primary Government					
0147 Due from Component Unit					
0150 Other Receivables					120,762
0170 Inventories					
0180 Prepaid Expenses (Expenditures)					46,221
0190 Other Current Assets					
Total Assets	\$5,415,595	\$4,026,614			\$24,569,787
0910 Deferred Outflows of Resources					
Total Assets And Deferred Outflows Of Resources	\$5,415,595	\$4,026,614			\$24,569,787

Amounts Expressed in Whole Dollars

<u>General Fund</u>	<u>Public Purpose Trust</u>	<u>Other Compt Approved</u>	<u>Athletic / Activity</u>	<u>Capital Reserve (690.</u>
<u>(10)</u>	<u>(27)</u>	<u>(28)</u>	<u>(29)</u>	<u>1850)</u>
				<u>(31)</u>

Liabilities And Deferred Inflows Of Resources And Fund Balances

Liabilities

0400 Due to Other Funds	
0411 Due to Other Governments	
0412 Due to Primary Government	
0413 Due to Component Unit	
0420 Accounts Payable	1,129,878
0430 Contracts Payable	
0440 Current Portion of Long-Term Debt	
0450 Short-Term Payables	
0461 Accrued Salaries and Benefits	2,023,574
0462 Payroll Deductions and Withholding	133,593
0480 Unearned Revenues	14,072
0490 Other Current Liabilities	

Total Liabilities \$3,301,117

0950 Deferred Inflows of Resources	546,426
------------------------------------	---------

Fund Balances

0810 Nonspendable Fund Balance	
0820 Restricted Fund Balance	
0830 Committed Fund Balance	9,475,035
0840 Assigned Fund Balance	
0850 Unassigned Fund Balance	1,805,000

Total Fund Balances \$11,280,035

Total Liabilities, Deferred Inflows Of Resources And Fund Balances \$15,127,578

Amounts Expressed in Whole Dollars

	<u>Capital Reserve (1431)</u> <u>(32)</u>	<u>Other Capital Projects</u> <u>Fund</u> <u>(39)</u>	<u>Debt Service</u> <u>(40)</u>	<u>Permanent</u> <u>(90)</u>	<u>Total Governmental</u> <u>Funds</u>
Liabilities And Deferred Inflows Of Resources And Fund Balances					
Liabilities					
0400 Due to Other Funds					
0411 Due to Other Governments					
0412 Due to Primary Government					
0413 Due to Component Unit					
0420 Accounts Payable		543,447			1,673,325
0430 Contracts Payable					
0440 Current Portion of Long-Term Debt					
0450 Short-Term Payables					
0461 Accrued Salaries and Benefits					2,023,574
0462 Payroll Deductions and Withholding					133,593
0480 Unearned Revenues					14,072
0490 Other Current Liabilities					
Total Liabilities		\$543,447			\$3,844,564
0950 Deferred Inflows of Resources					546,426
Fund Balances					
0810 Nonspendable Fund Balance					
0820 Restricted Fund Balance					
0830 Committed Fund Balance	5,415,595	3,483,167			18,373,797
0840 Assigned Fund Balance					
0850 Unassigned Fund Balance					1,805,000
Total Fund Balances	\$5,415,595	\$3,483,167			\$20,178,797
Total Liabilities, Deferred Inflows Of Resources And Fund Balances	\$5,415,595	\$4,026,614			\$24,569,787

Amounts Expressed in Whole Dollars	<u>General Fund</u> <u>(10)</u>	<u>Public Purpose Trust</u> <u>(27)</u>	<u>Other Compt Approved</u> <u>(28)</u>	<u>Athletic / Activity</u> <u>(29)</u>	<u>Capital Reserve (690.</u> <u>1850)</u> <u>(31)</u>
Revenues					
6000 Revenue from Local Sources	14,743,969				
7000 Revenue from State Sources	11,283,736				
8000 Revenue from Federal Sources	487,214				
Total Revenues	\$26,514,919				
Expenditures					
1000 Instruction	14,364,002				
2000 Support Services	9,246,634				
3000 Operation of Non-Instructional Services	585,735				
4000 Facilities Acquisition, Construction and Improvement Services					
5110 Debt Service	1,609,787				
5130 Refund of Prior Year Revenues / Receipts	7				
5140 Short-Term Borrowing – Interest and Costs					
Total Expenditures	\$25,806,165				
Excess (Deficiency) Of Revenues Over Expenditures	\$708,754				
Other Financing Sources (Uses)					
9110 Face Value of Bonds Issued					
9120 Proceeds from Refunding of Bonds					
9130 Bond Premiums					
9200 Proceeds from Extended-Term Financing					
9300 Interfund Transfers - IN					
9400 Sale of or Compensation for Loss of Fixed Assets					
9710 Transfers from Component Units					
9720 Transfers from Primary Governments					
9910 Other Financing Sources Not Listed in the 9000 Series					
9990 Insurance Recoveries					
5120 Debt Service – Refunded Bonds					
5150 Bond Discounts					
5200 Interfund Transfers – Out					
5300 Transfers Out to Component Units/Primary Governments					
Total Other Financing Sources (Uses)					

Amounts Expressed in Whole Dollars	<u>Capital Reserve (1431)</u> <u>(32)</u>	<u>Other Capital Projects</u> <u>Fund</u> <u>(39)</u>	<u>Debt Service</u> <u>(40)</u>	<u>Permanent</u> <u>(90)</u>	<u>Total Governmental</u> <u>Funds</u>
Revenues					
6000 Revenue from Local Sources	15,568	24,878			14,784,415
7000 Revenue from State Sources					11,283,736
8000 Revenue from Federal Sources					487,214
Total Revenues	\$15,568	\$24,878			\$26,555,365
Expenditures					
1000 Instruction					14,364,002
2000 Support Services		12			9,246,646
3000 Operation of Non-Instructional Services					585,735
4000 Facilities Acquisition, Construction and Improvement Services		4,362,395			4,362,395
5110 Debt Service					1,609,787
5130 Refund of Prior Year Revenues / Receipts					7
5140 Short-Term Borrowing – Interest and Costs					
Total Expenditures		\$4,362,407			\$30,168,572
Excess (Deficiency) Of Revenues Over Expenditures	\$15,568	(\$4,337,529)			(\$3,613,207)
Other Financing Sources (Uses)					
9110 Face Value of Bonds Issued					
9120 Proceeds from Refunding of Bonds					
9130 Bond Premiums					
9200 Proceeds from Extended-Term Financing					
9300 Interfund Transfers - IN					
9400 Sale of or Compensation for Loss of Fixed Assets					
9710 Transfers from Component Units					
9720 Transfers from Primary Governments					
9910 Other Financing Sources Not Listed in the 9000 Series					
9990 Insurance Recoveries					
5120 Debt Service – Refunded Bonds					
5150 Bond Discounts					
5200 Interfund Transfers – Out					
5300 Transfers Out to Component Units/Primary Governments					
Total Other Financing Sources (Uses)					

Amounts Expressed in Whole Dollars	<u>General Fund</u> <u>(10)</u>	<u>Public Purpose Trust</u> <u>(27)</u>	<u>Other Compt Approved</u> <u>(28)</u>	<u>Athletic / Activity</u> <u>(29)</u>	<u>Capital Reserve</u> <u>(690.</u> <u>1850)</u> <u>(31)</u>
Special And Extraordinary Items					
9920 Special Items – Gains					
9930 Extraordinary Items – Gains					
5520 Special Items – Losses					
5530 Extraordinary Items – Losses					
Net Change In Fund Balances	\$708,754				
Fund Balance					
0001 Fund Balance - Beginning of Fiscal Year	10,571,281				
Fund Balance - End Of Year	\$11,280,035				

Amounts Expressed in Whole Dollars	<u>Capital Reserve (1431)</u> <u>(32)</u>	<u>Other Capital Projects</u> <u>Fund</u> <u>(39)</u>	<u>Debt Service</u> <u>(40)</u>	<u>Permanent</u> <u>(90)</u>	<u>Total Governmental</u> <u>Funds</u>
Special And Extraordinary Items					
9920 Special Items – Gains					
9930 Extraordinary Items – Gains					
5520 Special Items – Losses					
5530 Extraordinary Items – Losses					
Net Change In Fund Balances	\$15,568	(\$4,337,529)			(\$3,613,207)
Fund Balance					
0001 Fund Balance - Beginning of Fiscal Year	5,400,027	7,820,696			23,792,004
Fund Balance - End Of Year	\$5,415,595	\$3,483,167			\$20,178,797

Amounts Expressed in Whole Dollars

<u>Food Service</u> <u>(51)</u>	<u>Child Care</u> <u>Operations</u> <u>(52)</u>	<u>Other Enterprise</u> <u>(58)</u>	<u>TOTAL</u>	<u>Internal Service</u> <u>(60)</u>
------------------------------------	---	--	--------------	--

Assets And Deferred Outflows Of Resources

Current Assets

0100 Cash and Cash Equivalents	143,906		143,906	
0110 Investments				
0130 Due From Other Funds				
0141 Due From Other Governments				
0142 State Revenue Receivable	187		187	
0143 Federal Revenue Receivable	2,255		2,255	
0146 Due from Primary Government				
0147 Due from Component Unit				
0150 Other Receivables				
0170 Inventories	24,281		24,281	
0180 Prepaid Expenses (Expenditures)				
0190 Other Current Assets				

Total Current Assets	\$170,629		\$170,629	
-----------------------------	------------------	--	------------------	--

Noncurrent Assets

0211 Land				
0212 Site Improvements (Net)				
0220 Buildings and Building Improvements (Net)				
0230 Machinery, Equipment and Furniture (Net)	32,161		32,161	
0250 Construction in Progress				
0260 Long Term Prepayments				
0290 Other Noncurrent Assets				

Total Noncurrent Assets	\$32,161		\$32,161	
--------------------------------	-----------------	--	-----------------	--

0910 Deferred Outflows of Resources

Total Assets And Deferred Outflows Of Resources	\$202,790		\$202,790	
--	------------------	--	------------------	--

Amounts Expressed in Whole Dollars	<u>Food Service</u> <u>(51)</u>	<u>Child Care</u> <u>Operations</u> <u>(52)</u>	<u>Other Enterprise</u> <u>(58)</u>	<u>TOTAL</u>	<u>Internal Service</u> <u>(60)</u>
Liabilities And Deferred Inflows Of Resources And Net Position					
Current Liabilities					
0400 Due to Other Funds	2,442			2,442	
0411 Due to Other Governments					
0413 Due to Component Unit					
0420 Accounts Payable	14,265			14,265	
0430 Contracts Payable					
0440 Current Portion of Long-Term Debt					
0450 Short-Term Payables					
0461 Accrued Salaries and Benefits					
0462 Payroll Deductions and Withholding					
0480 Unearned Revenues	28,328			28,328	
0490 Other Current Liabilities					
Total Current Liabilities	\$45,035			\$45,035	
Noncurrent Liabilities					
0510 Bonds Payable					
0520 Extended-Term Financing Agreements Payable					
0530 Lease-Purchase Obligations					
0540 Accumulated Compensated Absences					
0550 Authority Lease Obligations					
0560 Other Post-Employment Benefits (OPEB)					
0570 Net Pension Liability					
0599 Other Long-Term Liabilities					
Total Noncurrent Liabilities					
Total Liabilities	\$45,035			\$45,035	
0950 Deferred Inflows of Resources					
Net Position					
0791 Invested in Capital Assets, Net of Related Debt	32,161			32,161	
0008 Restricted Net Position (0792 – 0798)					
0799 Unrestricted Net Position	125,594			125,594	
Total Net Position	\$157,755			\$157,755	
Total Liabilities And Deferred Inflows Of Resources And Net Position	\$202,790			\$202,790	

Amounts Expressed in Whole Dollars	<u>Food Service</u> <u>(51)</u>	<u>Child Care Operations</u> <u>(52)</u>	<u>Other Enterprise</u> <u>(58)</u>	<u>TOTAL</u>	<u>Internal Service</u> <u>(60)</u>
Operating Revenues					
6600 Food Service Revenue	525,808			525,808	
0071 Charges for Services					
0072 Other Operating Revenue					
Total Operating Revenues	\$525,808			\$525,808	
Operating Expenses					
100 Personnel Services – Salaries					
200 Personnel Services – Employee Benefits					
300 Purchased Professional and Technical Services					
400 Purchased Property Services					
500 Other Purchased Services	883,958			883,958	
600 Supplies	36,271			36,271	
740 Depreciation	8,887			8,887	
810 Dues and Fees					
890 Miscellaneous Expenditures	91			91	
Total Operating Expenses	\$929,207			\$929,207	
Operating Income (Loss)	(\$403,399)			(\$403,399)	
Non Operating Revenues (Expenses)					
6500 Earnings on Investments	36			36	
6920 Contributions and Donations from Private Sources					
6930 Gains or Losses on Sale of Fixed Assets					
6991 Refunds of a Prior Year Expenditure					
7000 Revenue from State Sources	36,479			36,479	
8000 Revenue from Federal Sources	467,173			467,173	
820 Claims and Judgments Against the LEA					
830 Interest					
TOTAL Non Operating Revenues (Expenses)	\$503,688			\$503,688	
Income (Loss) Before Contributions And Transfers	\$100,289			\$100,289	

Amounts Expressed in Whole Dollars	<u>Food Service</u> <u>(51)</u>	<u>Child Care Operations</u> <u>(52)</u>	<u>Other Enterprise</u> <u>(58)</u>	<u>TOTAL</u>	<u>Internal Service</u> <u>(60)</u>
Contributions, Transfers, and Special and Extraordinary Items					
5200 Interfund Transfers – Out					
5300 Transfers Out to Component Units/Primary Governments					
5520 Special Items – Losses					
5530 Extraordinary Items – Losses					
9300 Interfund Transfers - IN					
9500 Capital Contributions					
9700 Transfers IN From Component Units/Primary Governments					
9920 Special Items – Gains					
9930 Extraordinary Items – Gains					
Change In Net Position	\$100,289			\$100,289	
0002 Net Position - Beginning of Fiscal Year	57,466			57,466	
0003 Accounting Changes / Residual Equity Transfers					
Net Position - End Of Year	\$157,755			\$157,755	

Amounts Expressed in Whole Dollars	<u>Food Service</u> <u>(51)</u>	<u>Child Care Operations</u> <u>(52)</u>	<u>Other Enterprise</u> <u>(58)</u>	<u>TOTAL</u>	<u>Internal Service(60)</u>
Cash Flows From Operating Activities					
0011 Cash Receipts From Users	532,840			532,840	
0012 Cash Receipts From Assessments Made to Other Funds					
0013 Cash Receipts From Earnings on Investments					
0014 Cash Receipts From Other Operating Revenue					
0015 Cash Payments To Employees For Services					
0016 Cash Payments For Insurance Claims					
0017 Cash Payments To Suppliers For Goods and Services	11,666			11,666	
0018 Cash Payments For Other Operating Expenses	870,699			870,699	
Net Cash Provided By (Used For) Operating Activities	(\$349,525)			(\$349,525)	
Cash Flows From Non-Capital Financing Activities					
0021 Receipts From Local Sources - 6000					
0022 Receipts From State Sources - 7000	36,479			36,479	
0023 Receipts From Federal Sources -8000	431,817			431,817	
0024 Notes and Loans Received (Repaid)					
0025 Interest Paid on Notes/Loans - 5100-830					
0026 Operating Transfers In (Out)/Residual Equity Trans					
0027 Operating Transfers In (Out) Primary Government / Comp Unit					
0028 Receipts From Refund of Prior Year Expenditures - 6991					
0029 Special and Extraordinary Gains (losses)					
Net Cash Prov By (Used for) Non-Capital Financing Activities	\$468,296			\$468,296	
Cash Flows From Capital and Related Financing Activities					
0031 Payments For Fac Acq, Const, and Imp - 4000					
0032 Gain / (Loss) on Sale of Fixed Assets - 6930					
0033 Proceeds From Extended Term Financing - 9200					
0034 Principal Paid on Financing Agreements					
0035 Interest Paid on Financing Agreements - 5100-830					
0036 (Inc) Dec in Contributed Capital					
Net Cash Prov By (Used for) Capital and Related Financing Activities					
Cash Flows From Investing Activities					
0041 Earnings on Investments - 6500	36			36	
0042 Purchase of Inv Securities / Deposits to Inv Pools					
0043 Receipts From Investment Pool Withdrawals					
0044 Proceeds from Sale and Maturity of Inv Securities					
0045 Loans Received (Paid)					
Net Cash Prov By (Used for) Investing Activities	\$36			\$36	

	<u>Food Service</u> <u>(51)</u>	<u>Child Care Operations</u> <u>(52)</u>	<u>Other Enterprise</u> <u>(58)</u>	<u>TOTAL</u>	<u>Internal Service</u> <u>(60)</u>
Net Increase (Decrease) in Cash Flows	118,807			118,807	
0004 Cash and Cash Equivalents Beginning of Year	25,099			25,099	
Cash and Cash Equivalents at Year End	\$143,906			\$143,906	
<hr/>					
Reconciliation of Operating Income (Loss) To Net Cash Provided by (Used For) Operating Activities					
0005 Operating Income (Loss) per REP	(403,399)			(403,399)	
Adjustments					
0051 Depreciation and Net Amortization	8,887			8,887	
0052 Provision for Uncollectible Accounts					
0053 Other Adjustments	35,356			35,356	
Effect of Changes in Assets, Liabilities, Deferred Outflows and Deferred Inflows					
0054 (Inc) Dec In Accounts Receivable (0120-0150)	9,244			9,244	
0055 Advances to Other Funds (0160)					
0056 (Inc) Dec in Inventories (0170)	(11,665)			(11,665)	
0057 (Inc) Dec in Prepaid Expenses (0180)					
0058 (Inc) Dec in Other Current or Noncurrent Assets					
0064 Deferred Outflows (0910)					
0059 Inc (Dec) in Accounts Payable (0400-0450)	2,097			2,097	
0060 Inc (Dec) in Accrued Salaries/Benefits (0461)					
0065 Inc (Dec) in Net Pension Liabilities (0570)					
0066 Inc (Dec) in Other Postemp Benefit Oblig (0560)					
0061 Inc (Dec) in Payroll Deductions/Withholding (0462)					
0062 Inc (Dec) in Unearned Revenue (0480)	9,955			9,955	
0063 Inc (Dec) in Other Current or Noncurrent Liabilities					
0067 Deferred Inflows (0950)					
Total Adjustments	\$53,874			\$53,874	
Cash Provided By (Used for) Total	(\$349,525)			(\$349,525)	

**COMBINED STATEMENT OF CASH FLOWS
SCHEDULE OF NONCASH INVESTING, CAPITAL, AND FINANCING ACTIVITIES**

Explanation of Transaction and Balance Sheet Effect	Amount
Total	

LEA : 109248003 Saint Marys Area SD

Printed 12/13/2016 12:44:51 PM

Amounts Expressed in Whole Dollars

	<u>Private Purpose Trust</u> <u>(71)</u>	<u>Investment Trust</u> <u>(72)</u>	<u>Pension Trust</u> <u>(73)</u>	<u>Activity</u> <u>(81)</u>
Assets And Deferred Outflows Of Resources				
Assets				
0100 Cash and Cash Equivalents	2,437			93,961
0110 Investments	44,216			
0130 Due From Other Funds				
0147 Due from Component Unit				
0150 Other Receivables				6,989
0170 Inventories				
0180 Prepaid Expenses (Expenditures)				
0190 Other Current Assets				
0220 Buildings and Building Improvements (Net)				
0230 Machinery, Equipment and Furniture (Net)				
Total Assets	\$46,653			\$100,950
0910 Deferred Outflows of Resources				
Total Assets And Deferred Outflows Of Resources	\$46,653			\$100,950

LEA : 109248003 Saint Marys Area SD

Printed 12/13/2016 12:44:51 PM

Amounts Expressed in Whole Dollars

	<u>Other Agency</u> <u>(89)</u>	<u>Discrete Component Units</u> <u>(98)</u>	<u>Discrete Component Units</u> <u>(99)</u>	<u>Total Fiduciary Funds</u>
Assets And Deferred Outflows Of Resources				
Assets				
0100 Cash and Cash Equivalents				96,398
0110 Investments				44,216
0130 Due From Other Funds				
0147 Due from Component Unit				
0150 Other Receivables				6,989
0170 Inventories				
0180 Prepaid Expenses (Expenditures)				
0190 Other Current Assets				
0220 Buildings and Building Improvements (Net)				
0230 Machinery, Equipment and Furniture (Net)				
Total Assets				\$147,603
0910 Deferred Outflows of Resources				
Total Assets And Deferred Outflows Of Resources				\$147,603

LEA : 109248003 Saint Marys Area SD

Printed 12/13/2016 12:44:51 PM

Amounts Expressed in Whole Dollars	<u>Private Purpose Trust</u> (71)	<u>Investment Trust</u> (72)	<u>Pension Trust</u> (73)	<u>Activity</u> (81)
Liabilities, Deferred Inflows Of Resources And Net Position				
Liabilities				
0400 Due to Other Funds				
0411 Due to Other Governments				
0412 Due to Primary Government				
0413 Due to Component Unit				
0420 Accounts Payable				2,681
0430 Contracts Payable				
0450 Short-Term Payables				
0461 Accrued Salaries and Benefits				
0462 Payroll Deductions and Withholding				
0480 Unearned Revenues				
0490 Other Current Liabilities				98,269
Total Liabilities				\$100,950
Net Position				
0791 Invested in Capital Assets, Net of Related Debt				
0009 Restricted Net Position (0792 – 0798)	46,653			
0799 Unrestricted Net Position				
Total Net Position	\$46,653			
Total Liabilities, Deferred Inflows Of Resources And Net Position	\$46,653			\$100,950

LEA : 109248003 Saint Marys Area SD

Printed 12/13/2016 12:44:51 PM

Amounts Expressed in Whole Dollars	<u>Other Agency</u> (89)	<u>Discrete Component Units</u> (98)	<u>Discrete Component Units</u> (99)	<u>Total Fiduciary Funds</u>
Liabilities, Deferred Inflows Of Resources And Net Position				
Liabilities				
0400 Due to Other Funds				
0411 Due to Other Governments				
0412 Due to Primary Government				
0413 Due to Component Unit				
0420 Accounts Payable				2,681
0430 Contracts Payable				
0450 Short-Term Payables				
0461 Accrued Salaries and Benefits				
0462 Payroll Deductions and Withholding				
0480 Unearned Revenues				
0490 Other Current Liabilities				98,269
Total Liabilities				\$100,950
0950 Deferred Inflows of Resources				
Net Position				
0791 Invested in Capital Assets, Net of Related Debt				
0009 Restricted Net Position (0792 – 0798)				46,653
0799 Unrestricted Net Position				
Total Net Position				\$46,653
Total Liabilities, Deferred Inflows Of Resources And Net Position				\$147,603

Amounts Expressed in Whole Dollars	<u>Private Purpose Trust</u> (71)	<u>Investment Trust</u> (72)	<u>Pension Trust</u> (73)	<u>Discrete Component</u> <u>Units</u> (98)	<u>Discrete Component</u> <u>Units</u> (99)	<u>Total Fiduciary</u> <u>Funds</u>
Additions						
0091 Gifts and Contributions						
0092 Other Additions	205					205
Deductions						
0093 Scholarships Awarded	347					347
0094 Other Deductions	4,568					4,568
Change In Net Position	(\$4,710)					(\$4,710)
0006 Net Position – Beginning of Fiscal Year	51,363					51,363
0007 Net Position Held in Trust for Pension Benefits						
Net Position - End of Fiscal Year	\$46,653					\$46,653

	<u>Revenue Reported In Current Year</u>	<u>Current Year Tax Accrual</u>	<u>Prior Year Tax Accrual</u>	<u>Taxes Collected In Current Year</u>
<u>Revenue from Local Sources</u>				
6111 Current Real Estate Taxes	9,373,642.40			9,373,642.40
6112 Interim Real Estate Taxes	5,944.42			5,944.42
6113 Public Utility Realty Taxes	15,905.64			15,905.64
6114 Payments in Lieu of Current Taxes - State / Local	106,289.62			106,289.62
6120 Current Per Capita Taxes, Section 679	29,806.20			29,806.20
6141 Current Act 511 Per Capita Taxes	29,806.20			29,806.20
6143 Current Act 511 Local Services Taxes	59,401.68			59,401.68
6151 Current Act 511 Earned Income Taxes	2,057,846.14			2,057,846.14
6152 Current Act 511 Occupation Taxes	1,146,984.32			1,146,984.32
6153 Current Act 511 Real Estate Transfer Taxes	186,451.40			186,451.40
6411 Delinquent Real Estate Taxes	938,969.99			938,969.99
6452 Delinquent Act 511 Occupation Taxes	298,806.75			298,806.75
6500 Earnings on Investments	30,336.63			
6700 Revenues from LEA Activities	41,303.53			
6832 Federal IDEA Revenue Received as Pass Through	356,928.42			
6910 Rentals	7,570.00			
6920 Contributions and Donations from Private Sources	13,228.06			
6980 Revenue from Community Services Activities	39,704.17			
6992 Energy Efficiency Revenues and Incentives	700.15			
6999 Other Revenues Not Specified Above	4,343.72			
TOTAL Revenue from Local Sources	\$14,743,969.44			\$14,249,854.76

**Revenue Reported
In Current Year**

Revenue from State Sources

7110 Basic Education Funding	6,392,812.99		
7220 Vocational Education	52,287.72		
7240 Driver Education - Student	3,325.00		
7271 Special Education funds for School-Aged Pupils	1,251,030.32		
7311 Pupil Transportation Subsidy	817,152.73		
7312 Nonpublic and Charter School Pupil Transportation Subsidy	201,355.00		
7330 Health Services (Medical, Dental, Nurse, Act 25)	39,739.18		
7340 State Property Tax Reduction Allocation	348,202.23		
7360 Safe Schools	24,986.00		
7505 Ready to Learn Block Grant	306,366.00		
7509 Supplemental Equipment Grants	8,683.76		
7599 Other State Revenue Not Listed Elsewhere in the 7000 Series	3,500.00		
7810 State Share of Social Security and Medicare Taxes	402,897.45		
7820 State Share of Retirement Contributions	1,431,397.30		
TOTAL Revenue from State Sources	\$11,283,735.68		

**Revenue Reported
In Current Year**

Revenue from Federal Sources

8514 NCLB, Title I - Improving the Academic Achievement of the Disadvantaged	288,139.24		
8515 NCLB, Title II - Preparing, Training and Recruiting High Quality Teachers and Principals	94,837.00		
8521 Vocational Education - Operating Expenditures	25,519.00		
8810 School-Based Access Medicaid Reimbursement Program (SBAP) Reimbursements (Access)	70,746.60		
8820 Medical Assistance Reimbursement for Administrative Claiming (Quarterly) Program	7,971.86		
TOTAL Revenue from Federal Sources	\$487,213.70		
TOTAL FROM ALL SOURCES	\$26,514,918.82		\$14,249,854.76

Revenue from Local Sources	14,743,969.44
Revenue from State Sources	11,283,735.68
Revenue from Federal Sources	487,213.70
Other Financing Sources	
TOTAL FROM ALL SOURCES	\$26,514,918.82

General Fund (10)

	<u>Total</u>
1000 Instruction	
100 Personnel Services – Salaries	
100 Personnel Services – Salaries	8,126,394.22
Total Personnel Services – Salaries	\$8,126,394.22
200 Personnel Services – Employee Benefits	
210 Group Insurance – Contracted Provider	1,934,896.30
220 Social Security Contributions	614,186.75
230 PSERS Retirement Contributions	2,100,972.71
250 Unemployment Compensation	9,000.00
260 Workers’ Compensation	33,204.19
Total Personnel Services – Employee Benefits	\$4,692,259.95
300 Purchased Professional and Technical Services	
322 Professional Educational Services – Ius	38,605.00
323 Professional Educational Services – Other Educational Agencies	3,402.79
329 Professional Educational Services – Other	250,723.06
330 Other Professional Services	102,762.52
340 Technical Services	173,698.54
390 Other Purchased Professional and Technical Services	1,733.50
Total Purchased Professional and Technical Services	\$570,925.41
400 Purchased Property Services	
430 Repairs and Maintenance Services	319.78
440 Rentals	44,963.72
Total Purchased Property Services	\$45,283.50
500 Other Purchased Services	
510 Student Transportation Services	7,051.09
530 Communications	2,000.00
550 Printing and Binding	472.73
561 Tuition To Other School Districts Within the State	130,819.84
562 Tuition To Pennsylvania Charter Schools	235,328.67
567 Tuition To Approved Private Schools (APS) and PA Chartered Schools for the Deaf and Blind	226,775.46
569 Tuition – Other	(2,670.00)
580 Travel	32,772.10
Total Other Purchased Services	\$632,549.89
600 Supplies	
610 General Supplies	204,053.51
630 Food	5,124.03
640 Books and Periodicals	41,734.74
650 Supplies & Fees – Technology Related	35,151.50
Total Supplies	\$286,063.78
700 Property	
750 Equipment – Original and Additional	8,172.50
760 Equipment – Replacement	188.99
Total Property	\$8,361.49

LEA : 109248003 Saint Marys Area SD

Printed 12/13/2016 12:44:53 PM

General Fund (10)

1000 Instruction	<u>Total</u>
800 <u>Other Objects</u>	
810 Dues and Fees	2,164.10
Total Other Objects	\$2,164.10
Total 1000 Instruction	\$14,364,002.34

LEA : 109248003 Saint Marys Area SD

Printed 12/13/2016 12:44:53 PM

Page - 3 of 25

General Fund (10)**1100 Regular Programs – Elementary / Secondary**

	<u>Elementary</u>	<u>Secondary</u>	<u>Federal</u>	<u>Total</u>
100 Personnel Services – Salaries				
100 Personnel Services – Salaries	2,940,531.23	2,844,861.97	297,448.64	6,082,841.84
Total Personnel Services – Salaries	\$2,940,531.23	\$2,844,861.97	\$297,448.64	\$6,082,841.84
200 Personnel Services – Employee Benefits				
210 Group Insurance – Contracted Provider	713,520.66	676,772.59	13,779.82	1,404,073.07
220 Social Security Contributions	232,051.24	215,272.27	12,633.81	459,957.32
230 PSERS Retirement Contributions	822,258.09	733,999.83	23,225.81	1,579,483.73
250 Unemployment Compensation	3,917.40	5,082.60		9,000.00
260 Workers' Compensation	13,043.20	13,104.82		26,148.02
Total Personnel Services – Employee Benefits	\$1,784,790.59	\$1,644,232.11	\$49,639.44	\$3,478,662.14
300 Purchased Professional and Technical Services				
329 Professional Educational Services – Other	140,404.95	106,712.95		247,117.90
390 Other Purchased Professional and Technical Services		1,733.50		1,733.50
Total Purchased Professional and Technical Services	\$140,404.95	\$108,446.45		\$248,851.40
400 Purchased Property Services				
440 Rentals	25,754.15	17,798.05		43,552.20
Total Purchased Property Services	\$25,754.15	\$17,798.05		\$43,552.20
500 Other Purchased Services				
510 Student Transportation Services	4,585.97	1,631.16		6,217.13
550 Printing and Binding	132.14	340.59		472.73
561 Tuition To Other School Districts Within the State		61,480.09		61,480.09
562 Tuition To Pennsylvania Charter Schools		199,879.99		199,879.99
580 Travel	9,229.02	16,278.41	3,939.42	29,446.85
Total Other Purchased Services	\$13,947.13	\$279,610.24	\$3,939.42	\$297,496.79
600 Supplies				
610 General Supplies	62,094.74	55,030.83	16,533.99	133,659.56
630 Food	2,037.81	3,055.97		5,093.78
640 Books and Periodicals	25,397.29	13,419.08		38,816.37
650 Supplies & Fees – Technology Related	14,717.93	20,433.57		35,151.50
Total Supplies	\$104,247.77	\$91,939.45	\$16,533.99	\$212,721.21
700 Property				
760 Equipment – Replacement	188.99			188.99
Total Property	\$188.99			\$188.99
800 Other Objects				
810 Dues and Fees	884.69	138.91		1,023.60
Total Other Objects	\$884.69	\$138.91		\$1,023.60
Total 1100 Regular Programs – Elementary / Secondary	\$5,010,749.50	\$4,987,027.18	\$367,561.49	\$10,365,338.17

LEA : 109248003 Saint Marys Area SD

Printed 12/13/2016 12:44:53 PM

Page - 4 of 25

General Fund (10)**1110 Regular Programs**

	<u>Elementary</u>	<u>Secondary</u>	<u>Federal</u>	<u>Total</u>
100 Personnel Services – Salaries				
100 Personnel Services – Salaries	2,940,531.23	2,844,861.97	4,650.00	5,790,043.20
Total Personnel Services – Salaries	\$2,940,531.23	\$2,844,861.97	\$4,650.00	\$5,790,043.20
200 Personnel Services – Employee Benefits				
210 Group Insurance – Contracted Provider	713,520.66	676,772.59		1,390,293.25
220 Social Security Contributions	232,051.24	215,272.27	177.86	447,501.37
230 PSERS Retirement Contributions	822,258.09	733,999.83	600.78	1,556,858.70
250 Unemployment Compensation	3,917.40	5,082.60		9,000.00
260 Workers' Compensation	13,043.20	13,104.82		26,148.02
Total Personnel Services – Employee Benefits	\$1,784,790.59	\$1,644,232.11	\$778.64	\$3,429,801.34
300 Purchased Professional and Technical Services				
329 Professional Educational Services – Other	140,404.95	106,712.95		247,117.90
390 Other Purchased Professional and Technical Services		1,733.50		1,733.50
Total Purchased Professional and Technical Services	\$140,404.95	\$108,446.45		\$248,851.40
400 Purchased Property Services				
440 Rentals	25,754.15	17,798.05		43,552.20
Total Purchased Property Services	\$25,754.15	\$17,798.05		\$43,552.20
500 Other Purchased Services				
510 Student Transportation Services	4,585.97	1,631.16		6,217.13
550 Printing and Binding	132.14	340.59		472.73
561 Tuition To Other School Districts Within the State		61,480.09		61,480.09
562 Tuition To Pennsylvania Charter Schools		199,879.99		199,879.99
580 Travel	9,229.02	16,278.41	3,939.42	29,446.85
Total Other Purchased Services	\$13,947.13	\$279,610.24	\$3,939.42	\$297,496.79
600 Supplies				
610 General Supplies	62,094.74	55,030.83	10,334.36	127,459.93
630 Food	2,037.81	3,055.97		5,093.78
640 Books and Periodicals	25,397.29	13,419.08		38,816.37
650 Supplies & Fees – Technology Related	14,717.93	20,433.57		35,151.50
Total Supplies	\$104,247.77	\$91,939.45	\$10,334.36	\$206,521.58
700 Property				
760 Equipment – Replacement	188.99			188.99
Total Property	\$188.99			\$188.99
800 Other Objects				
810 Dues and Fees	884.69	138.91		1,023.60
Total Other Objects	\$884.69	\$138.91		\$1,023.60
Total 1110 Regular Programs	\$5,010,749.50	\$4,987,027.18	\$19,702.42	\$10,017,479.10

General Fund (10)

1190 Federally-Funded Regular Programs

Elementary

Secondary

Federal

Total

100 Personnel Services – Salaries

100 Personnel Services – Salaries

292,798.64

292,798.64

Total Personnel Services – Salaries

\$292,798.64

\$292,798.64

200 Personnel Services – Employee Benefits

210 Group Insurance – Contracted Provider

13,779.82

13,779.82

220 Social Security Contributions

12,455.95

12,455.95

230 PSERS Retirement Contributions

22,625.03

22,625.03

Total Personnel Services – Employee Benefits

\$48,860.80

\$48,860.80

600 Supplies

610 General Supplies

6,199.63

6,199.63

Total Supplies

\$6,199.63

\$6,199.63

Total 1190 Federally-Funded Regular Programs

\$347,859.07

\$347,859.07

LEA : 109248003 Saint Marys Area SD

Printed 12/13/2016 12:44:53 PM

Page - 6 of 25

General Fund (10)**1200 Special Programs – Elementary / Secondary**

	<u>Elementary</u>	<u>Secondary</u>	<u>Federal</u>	<u>Total</u>
100 Personnel Services – Salaries				
100 Personnel Services – Salaries	447,687.30	882,851.16	243,272.34	1,573,810.80
Total Personnel Services – Salaries	\$447,687.30	\$882,851.16	\$243,272.34	\$1,573,810.80
200 Personnel Services – Employee Benefits				
210 Group Insurance – Contracted Provider	138,593.97	256,951.95	45,997.22	441,543.14
220 Social Security Contributions	45,106.80	67,142.80	6,367.57	118,617.17
230 PSERS Retirement Contributions	152,334.03	228,777.44	20,365.44	401,476.91
260 Workers' Compensation	1,761.45	3,489.06		5,250.51
Total Personnel Services – Employee Benefits	\$337,796.25	\$556,361.25	\$72,730.23	\$966,887.73
300 Purchased Professional and Technical Services				
322 Professional Educational Services – Ius	10,048.80	13,951.20	14,605.00	38,605.00
329 Professional Educational Services – Other	2,289.53	1,315.63		3,605.16
330 Other Professional Services	43,026.67	59,735.85		102,762.52
340 Technical Services	89,820.15	83,878.39		173,698.54
Total Purchased Professional and Technical Services	\$145,185.15	\$158,881.07	\$14,605.00	\$318,671.22
400 Purchased Property Services				
440 Rentals	591.00	820.52		1,411.52
Total Purchased Property Services	\$591.00	\$820.52		\$1,411.52
500 Other Purchased Services				
510 Student Transportation Services	224.32	609.64		833.96
530 Communications	837.40	1,162.60		2,000.00
561 Tuition To Other School Districts Within the State		52,713.27		52,713.27
562 Tuition To Pennsylvania Charter Schools	14,842.36	20,606.32		35,448.68
567 Tuition To Approved Private Schools (APS) and PA Chartered Schools for the Deaf and Blind	94,950.89	131,824.57		226,775.46
580 Travel	945.07	2,380.18		3,325.25
Total Other Purchased Services	\$111,800.04	\$209,296.58		\$321,096.62
600 Supplies				
610 General Supplies	23,475.89	13,509.40	4,349.82	41,335.11
640 Books and Periodicals	717.15	1,039.06		1,756.21
Total Supplies	\$24,193.04	\$14,548.46	\$4,349.82	\$43,091.32
800 Other Objects				
810 Dues and Fees	619.88	520.62		1,140.50
Total Other Objects	\$619.88	\$520.62		\$1,140.50
Total 1200 Special Programs – Elementary / Secondary	\$1,067,872.66	\$1,823,279.66	\$334,957.39	\$3,226,109.71

General Fund (10)

1210 Life Skills Support

	<u>Elementary</u>	<u>Secondary</u>	<u>Federal</u>	<u>Total</u>
100 Personnel Services – Salaries				
100 Personnel Services – Salaries	41,624.68	209,628.73	74,712.36	325,965.77
Total Personnel Services – Salaries	\$41,624.68	\$209,628.73	\$74,712.36	\$325,965.77
200 Personnel Services – Employee Benefits				
210 Group Insurance – Contracted Provider	13,922.07	77,030.57	8,953.72	99,906.36
220 Social Security Contributions	6,921.66	15,628.29	1,880.02	24,429.97
230 PSERS Retirement Contributions	23,109.57	53,522.01	6,176.86	82,808.44
260 Workers' Compensation		914.79		914.79
Total Personnel Services – Employee Benefits	\$43,953.30	\$147,095.66	\$17,010.60	\$208,059.56
300 Purchased Professional and Technical Services				
329 Professional Educational Services – Other	929.56	1,110.18		2,039.74
Total Purchased Professional and Technical Services	\$929.56	\$1,110.18		\$2,039.74
500 Other Purchased Services				
510 Student Transportation Services		298.20		298.20
580 Travel	205.72	285.60		491.32
Total Other Purchased Services	\$205.72	\$583.80		\$789.52
600 Supplies				
610 General Supplies	1,946.63	1,141.30		3,087.93
640 Books and Periodicals	717.15			717.15
Total Supplies	\$2,663.78	\$1,141.30		\$3,805.08
Total 1210 Life Skills Support	\$89,377.04	\$359,559.67	\$91,722.96	\$540,659.67

General Fund (10)

1220 Sensory Support

	<u>Elementary</u>	<u>Secondary</u>	<u>Federal</u>	<u>Total</u>
100 Personnel Services – Salaries				
100 Personnel Services – Salaries	122,879.71	126,137.00		249,016.71
Total Personnel Services – Salaries	\$122,879.71	\$126,137.00		\$249,016.71
200 Personnel Services – Employee Benefits				
210 Group Insurance – Contracted Provider	40,008.66	34,263.40		74,272.06
220 Social Security Contributions	9,269.40	9,557.84		18,827.24
230 PSERS Retirement Contributions	31,752.17	32,593.86		64,346.03
260 Workers' Compensation	592.44	252.39		844.83
Total Personnel Services – Employee Benefits	\$81,622.67	\$76,667.49		\$158,290.16
300 Purchased Professional and Technical Services				
322 Professional Educational Services – lus	10,048.80	13,951.20		24,000.00
340 Technical Services	57,128.75			57,128.75
Total Purchased Professional and Technical Services	\$67,177.55	\$13,951.20		\$81,128.75
500 Other Purchased Services				
580 Travel	259.78	1,329.87		1,589.65
Total Other Purchased Services	\$259.78	\$1,329.87		\$1,589.65
600 Supplies				
610 General Supplies	6,726.31	1,596.52	798.39	9,121.22
Total Supplies	\$6,726.31	\$1,596.52	\$798.39	\$9,121.22
800 Other Objects				
810 Dues and Fees	551.00	425.00		976.00
Total Other Objects	\$551.00	\$425.00		\$976.00
Total 1220 Sensory Support	\$279,217.02	\$220,107.08	\$798.39	\$500,122.49

General Fund (10)

1230 Emotional Support

	<u>Elementary</u>	<u>Secondary</u>	<u>Federal</u>	<u>Total</u>
100 Personnel Services – Salaries				
100 Personnel Services – Salaries	10,453.87	25,862.50	61,647.60	97,963.97
Total Personnel Services – Salaries	\$10,453.87	\$25,862.50	\$61,647.60	\$97,963.97
200 Personnel Services – Employee Benefits				
210 Group Insurance – Contracted Provider	4,217.08	11,838.08	13,867.06	29,922.22
220 Social Security Contributions	3,708.02	1,957.34	1,789.39	7,454.75
230 PSERS Retirement Contributions	13,177.37	6,665.40	5,195.14	25,037.91
260 Workers' Compensation	131.06			131.06
Total Personnel Services – Employee Benefits	\$21,233.53	\$20,460.82	\$20,851.59	\$62,545.94
300 Purchased Professional and Technical Services				
340 Technical Services	32,691.40	83,878.39		116,569.79
Total Purchased Professional and Technical Services	\$32,691.40	\$83,878.39		\$116,569.79
500 Other Purchased Services				
561 Tuition To Other School Districts Within the State		50,085.80		50,085.80
580 Travel		98.90		98.90
Total Other Purchased Services		\$50,184.70		\$50,184.70
600 Supplies				
610 General Supplies	5,091.53		3,551.43	8,642.96
Total Supplies	\$5,091.53		\$3,551.43	\$8,642.96
Total 1230 Emotional Support	\$69,470.33	\$180,386.41	\$86,050.62	\$335,907.36

General Fund (10)

1240 Academic Support

	<u>Elementary</u>	<u>Secondary</u>	<u>Federal</u>	<u>Total</u>
100 Personnel Services – Salaries				
100 Personnel Services – Salaries	272,729.04	521,222.93	106,912.38	900,864.35
Total Personnel Services – Salaries	\$272,729.04	\$521,222.93	\$106,912.38	\$900,864.35
200 Personnel Services – Employee Benefits				
210 Group Insurance – Contracted Provider	80,446.16	133,819.90	23,176.44	237,442.50
220 Social Security Contributions	25,207.72	39,999.33	2,698.16	67,905.21
230 PSERS Retirement Contributions	84,294.92	135,996.17	8,993.44	229,284.53
260 Workers' Compensation	1,037.95	2,321.88		3,359.83
Total Personnel Services – Employee Benefits	\$190,986.75	\$312,137.28	\$34,868.04	\$537,992.07
300 Purchased Professional and Technical Services				
329 Professional Educational Services – Other	1,359.97	205.45		1,565.42
Total Purchased Professional and Technical Services	\$1,359.97	\$205.45		\$1,565.42
500 Other Purchased Services				
510 Student Transportation Services	224.32	311.44		535.76
561 Tuition To Other School Districts Within the State		2,627.47		2,627.47
Total Other Purchased Services	\$224.32	\$2,938.91		\$3,163.23
600 Supplies				
610 General Supplies	4,898.59	4,089.72		8,988.31
640 Books and Periodicals		1,039.06		1,039.06
Total Supplies	\$4,898.59	\$5,128.78		\$10,027.37
800 Other Objects				
810 Dues and Fees	68.88	95.62		164.50
Total Other Objects	\$68.88	\$95.62		\$164.50
Total 1240 Academic Support	\$470,267.55	\$841,728.97	\$141,780.42	\$1,453,776.94

General Fund (10)

	<u>Elementary</u>	<u>Secondary</u>	<u>Federal</u>	<u>Total</u>
1241 Learning Support – Public				
100 Personnel Services – Salaries				
100 Personnel Services – Salaries	268,508.60	510,814.83	106,912.38	886,235.81
Total Personnel Services – Salaries	\$268,508.60	\$510,814.83	\$106,912.38	\$886,235.81
200 Personnel Services – Employee Benefits				
210 Group Insurance – Contracted Provider	80,105.99	131,245.58	23,176.44	234,528.01
220 Social Security Contributions	24,887.56	39,209.67	2,698.16	66,795.39
230 PSERS Retirement Contributions	83,204.40	133,306.71	8,993.44	225,504.55
260 Workers' Compensation	1,008.66	2,281.21		3,289.87
Total Personnel Services – Employee Benefits	\$189,206.61	\$306,043.17	\$34,868.04	\$530,117.82
300 Purchased Professional and Technical Services				
329 Professional Educational Services – Other	1,359.97	205.45		1,565.42
Total Purchased Professional and Technical Services	\$1,359.97	\$205.45		\$1,565.42
500 Other Purchased Services				
561 Tuition To Other School Districts Within the State		2,627.47		2,627.47
Total Other Purchased Services		\$2,627.47		\$2,627.47
600 Supplies				
610 General Supplies	4,468.69	4,089.72		8,558.41
640 Books and Periodicals		1,039.06		1,039.06
Total Supplies	\$4,468.69	\$5,128.78		\$9,597.47
Total 1241 Learning Support – Public	\$463,543.87	\$824,819.70	\$141,780.42	\$1,430,143.99

General Fund (10)

1243 Gifted Support

	<u>Elementary</u>	<u>Secondary</u>	<u>Federal</u>	<u>Total</u>
100 Personnel Services – Salaries				
100 Personnel Services – Salaries	4,220.44	10,408.10		14,628.54
Total Personnel Services – Salaries	\$4,220.44	\$10,408.10		\$14,628.54
200 Personnel Services – Employee Benefits				
210 Group Insurance – Contracted Provider	340.17	2,574.32		2,914.49
220 Social Security Contributions	320.16	789.66		1,109.82
230 PSERS Retirement Contributions	1,090.52	2,689.46		3,779.98
260 Workers' Compensation	29.29	40.67		69.96
Total Personnel Services – Employee Benefits	\$1,780.14	\$6,094.11		\$7,874.25
500 Other Purchased Services				
510 Student Transportation Services	224.32	311.44		535.76
Total Other Purchased Services	\$224.32	\$311.44		\$535.76
600 Supplies				
610 General Supplies	429.90			429.90
Total Supplies	\$429.90			\$429.90
800 Other Objects				
810 Dues and Fees	68.88	95.62		164.50
Total Other Objects	\$68.88	\$95.62		\$164.50
Total 1243 Gifted Support	\$6,723.68	\$16,909.27		\$23,632.95

General Fund (10)

1260 Physical Support

300 Purchased Professional and Technical Services

330 Other Professional Services

Total Purchased Professional and Technical Services

Total 1260 Physical Support

	<u>Elementary</u>	<u>Secondary</u>	<u>Federal</u>	<u>Total</u>
330 Other Professional Services	43,026.67	59,735.85		102,762.52
Total Purchased Professional and Technical Services	\$43,026.67	\$59,735.85		\$102,762.52
Total 1260 Physical Support	\$43,026.67	\$59,735.85		\$102,762.52

General Fund (10)

1280 Early Intervention Support

Elementary

Secondary

Federal

Total

300 Purchased Professional and Technical Services

322 Professional Educational Services – lus

14,605.00

14,605.00

Total Purchased Professional and Technical Services

\$14,605.00

\$14,605.00

Total 1280 Early Intervention Support

\$14,605.00

\$14,605.00

General Fund (10)

1290 Special Programs - Other Support

400 Purchased Property Services

	<u>Elementary</u>	<u>Secondary</u>	<u>Federal</u>	<u>Total</u>
440 Rentals	591.00	820.52		1,411.52
Total Purchased Property Services	\$591.00	\$820.52		\$1,411.52

500 Other Purchased Services

530 Communications	837.40	1,162.60		2,000.00
562 Tuition To Pennsylvania Charter Schools	14,842.36	20,606.32		35,448.68
567 Tuition To Approved Private Schools (APS) and PA Chartered Schools for the Deaf and Blind	94,950.89	131,824.57		226,775.46
580 Travel	479.57	665.81		1,145.38
Total Other Purchased Services	\$111,110.22	\$154,259.30		\$265,369.52

600 Supplies

610 General Supplies	4,812.83	6,681.86		11,494.69
Total Supplies	\$4,812.83	\$6,681.86		\$11,494.69
Total 1290 Special Programs - Other Support	\$116,514.05	\$161,761.68		\$278,275.73

General Fund (10)

1300 Vocational Education

	<u>Elementary</u>	<u>Secondary</u>	<u>Federal</u>	<u>Total</u>
100 Personnel Services – Salaries				
100 Personnel Services – Salaries		382,378.53		382,378.53
Total Personnel Services – Salaries		\$382,378.53		\$382,378.53
200 Personnel Services – Employee Benefits				
210 Group Insurance – Contracted Provider		78,592.41		78,592.41
220 Social Security Contributions		28,936.41		28,936.41
230 PSERS Retirement Contributions		98,806.45		98,806.45
260 Workers' Compensation		1,594.90		1,594.90
Total Personnel Services – Employee Benefits		\$207,930.17		\$207,930.17
400 Purchased Property Services				
430 Repairs and Maintenance Services		319.78		319.78
Total Purchased Property Services		\$319.78		\$319.78
600 Supplies				
610 General Supplies		29,058.84		29,058.84
630 Food		30.25		30.25
640 Books and Periodicals		1,162.16		1,162.16
Total Supplies		\$30,251.25		\$30,251.25
700 Property				
750 Equipment – Original and Additional		8,172.50		8,172.50
Total Property		\$8,172.50		\$8,172.50
Total 1300 Vocational Education		\$629,052.23		\$629,052.23

General Fund (10)

1400 Other Instructional Programs – Elementary / Secondary

	<u>Elementary</u>	<u>Secondary</u>	<u>Federal</u>	<u>Total</u>
100 Personnel Services – Salaries				
100 Personnel Services – Salaries		42,065.35		42,065.35
Total Personnel Services – Salaries		\$42,065.35		\$42,065.35
200 Personnel Services – Employee Benefits				
210 Group Insurance – Contracted Provider		7,250.38		7,250.38
220 Social Security Contributions		3,407.86		3,407.86
230 PSERS Retirement Contributions		11,541.48		11,541.48
260 Workers' Compensation		210.76		210.76
Total Personnel Services – Employee Benefits		\$22,410.48		\$22,410.48
500 Other Purchased Services				
561 Tuition To Other School Districts Within the State		16,626.48		16,626.48
569 Tuition – Other	(816.49)	(1,853.51)		(2,670.00)
Total Other Purchased Services	(\$816.49)	\$14,772.97		\$13,956.48
Total 1400 Other Instructional Programs – Elementary / Secondary	(\$816.49)	\$79,248.80		\$78,432.31

General Fund (10)

1420 Summer School

100 Personnel Services – Salaries

100 Personnel Services – Salaries

Total Personnel Services – Salaries

200 Personnel Services – Employee Benefits

220 Social Security Contributions

230 PSERS Retirement Contributions

Total Personnel Services – Employee Benefits

500 Other Purchased Services

569 Tuition – Other

Total Other Purchased Services

Total 1420 Summer School

	<u>Elementary</u>	<u>Secondary</u>	<u>Federal</u>	<u>Total</u>
		2,747.25		2,747.25
		\$2,747.25		\$2,747.25
		210.16		210.16
		587.92		587.92
		\$798.08		\$798.08
	(816.49)	(1,853.51)		(2,670.00)
	(\$816.49)	(\$1,853.51)		(\$2,670.00)
	(\$816.49)	\$1,691.82		\$875.33

General Fund (10)

1430 Homebound Instruction

100 Personnel Services – Salaries

100 Personnel Services – Salaries

Total Personnel Services – Salaries

200 Personnel Services – Employee Benefits

220 Social Security Contributions

230 PSERS Retirement Contributions

Total Personnel Services – Employee Benefits

Total 1430 Homebound Instruction

	<u>Elementary</u>	<u>Secondary</u>	<u>Federal</u>	<u>Total</u>
		4,563.00		4,563.00
Total Personnel Services – Salaries		\$4,563.00		\$4,563.00
		349.08		349.08
		867.60		867.60
Total Personnel Services – Employee Benefits		\$1,216.68		\$1,216.68
Total 1430 Homebound Instruction		\$5,779.68		\$5,779.68

General Fund (10)

1440 Alternative Regular Education Programs

Elementary

Secondary

Federal

Total

500 Other Purchased Services

561 Tuition To Other School Districts Within the State

16,626.48

16,626.48

Total Other Purchased Services

\$16,626.48

\$16,626.48

Total 1440 Alternative Regular Education Programs

\$16,626.48

\$16,626.48

General Fund (10)

1441 Adjudicated / Court-Placed Programs

Elementary

Secondary

Federal

Total

500 Other Purchased Services

561 Tuition To Other School Districts Within the State

16,626.48

16,626.48

Total Other Purchased Services

\$16,626.48

\$16,626.48

Total 1441 Adjudicated / Court-Placed Programs

\$16,626.48

\$16,626.48

General Fund (10)

1490 Additional Other Instructional Programs

Elementary

Secondary

Federal

Total

100 Personnel Services – Salaries

100 Personnel Services – Salaries

34,755.10

34,755.10

Total Personnel Services – Salaries

\$34,755.10

\$34,755.10

200 Personnel Services – Employee Benefits

210 Group Insurance – Contracted Provider

7,250.38

7,250.38

220 Social Security Contributions

2,848.62

2,848.62

230 PSERS Retirement Contributions

10,085.96

10,085.96

260 Workers' Compensation

210.76

210.76

Total Personnel Services – Employee Benefits

\$20,395.72

\$20,395.72

Total 1490 Additional Other Instructional Programs

\$55,150.82

\$55,150.82

General Fund (10)

1500 Nonpublic School Programs

100 Personnel Services – Salaries

100 Personnel Services – Salaries

Total Personnel Services – Salaries

200 Personnel Services – Employee Benefits

210 Group Insurance – Contracted Provider

220 Social Security Contributions

230 PSERS Retirement Contributions

Total Personnel Services – Employee Benefits

Total 1500 Nonpublic School Programs

	<u>Elementary</u>	<u>Secondary</u>	<u>Federal</u>	<u>Total</u>
			45,297.70	45,297.70
Total Personnel Services – Salaries			\$45,297.70	\$45,297.70
			3,437.30	3,437.30
			2,853.76	3,267.99
			5,224.95	9,664.14
Total Personnel Services – Employee Benefits			\$11,516.01	\$16,369.43
Total 1500 Nonpublic School Programs			\$56,813.71	\$61,667.13

General Fund (10)

1800 Pre-Kindergarten

Elementary

Secondary

Federal

Total

300 Purchased Professional and Technical Services

323 Professional Educational Services – Other Educational Agencies

3,402.79

Total Purchased Professional and Technical Services

\$3,402.79

Total 1800 Pre-Kindergarten

\$3,402.79

General Fund (10)

1801 Pre-K Instruction

Elementary

Secondary

Federal

Total

300 Purchased Professional and Technical Services

323 Professional Educational Services – Other Educational Agencies

3,402.79

Total Purchased Professional and Technical Services

\$3,402.79

Total 1801 Pre-K Instruction

\$3,402.79

General Fund (10)

2000 Support Services

Total

100 Personnel Services – Salaries

100 Personnel Services – Salaries 2,654,907.58

Total Personnel Services – Salaries \$2,654,907.58

200 Personnel Services – Employee Benefits

210 Group Insurance – Contracted Provider 653,515.23

220 Social Security Contributions 201,023.94

230 PSERS Retirement Contributions 640,612.07

240 Tuition Reimbursement 50,406.00

250 Unemployment Compensation 25,382.80

260 Workers' Compensation 10,555.90

Total Personnel Services – Employee Benefits \$1,581,495.94

300 Purchased Professional and Technical Services

310 Official / Administrative Services 126,252.41

329 Professional Educational Services – Other 10,389.99

330 Other Professional Services 42,300.75

340 Technical Services 40,774.88

390 Other Purchased Professional and Technical Services 4,247.64

Total Purchased Professional and Technical Services \$223,965.67

400 Purchased Property Services

410 Cleaning Services 1,506,736.53

420 Utility Services 258,554.92

430 Repairs and Maintenance Services 48,355.33

440 Rentals 21,573.75

460 Extermination Services 125.00

Total Purchased Property Services \$1,835,345.53

500 Other Purchased Services

513 Contracted Carriers 1,585,646.83

516 Student Transportation Services From the IU 58,102.82

520 Insurance – General 750.00

522 Automotive Liability Insurance 3,627.00

523 General Property and Liability Insurance 68,013.00

530 Communications 75,682.06

549 Other Advertising/Public Relations 29,047.18

550 Printing and Binding 33,069.76

580 Travel 41,745.18

595 IU Payments By Withholding 155,574.01

Total Other Purchased Services \$2,051,257.84

600 Supplies

610 General Supplies 672,760.01

620 Energy 151,931.04

630 Food 16,515.62

640 Books and Periodicals 4,706.98

Total Supplies \$845,913.65

LEA : 109248003 Saint Marys Area SD

Printed 12/13/2016 12:44:55 PM

General Fund (10)

2000 Support Services

Total

700 Property

750 Equipment – Original and Additional	24,986.00
760 Equipment – Replacement	4,899.04

Total Property	\$29,885.04
-----------------------	--------------------

800 Other Objects

810 Dues and Fees	25,315.82
820 Claims and Judgments Against the LEA	(1,606.21)
890 Miscellaneous Expenditures	152.75

Total Other Objects	\$23,862.36
----------------------------	--------------------

Total 2000 Support Services	\$9,246,633.61
------------------------------------	-----------------------

General Fund (10)

	<u>Elementary</u>	<u>Secondary</u>	<u>Federal</u>	<u>Total</u>
2100 Support Services – Students				
100 Personnel Services – Salaries				
100 Personnel Services – Salaries	173,260.95	266,475.43	44,200.00	483,936.38
Total Personnel Services – Salaries	\$173,260.95	\$266,475.43	\$44,200.00	\$483,936.38
200 Personnel Services – Employee Benefits				
210 Group Insurance – Contracted Provider	34,775.64	55,105.68		89,881.32
220 Social Security Contributions	13,908.64	21,384.61	1,352.52	36,645.77
230 PSERS Retirement Contributions	47,560.99	72,661.51	4,568.47	124,790.97
250 Unemployment Compensation	4,970.30	6,900.50		11,870.80
260 Workers' Compensation	797.56	1,209.12		2,006.68
Total Personnel Services – Employee Benefits	\$102,013.13	\$157,261.42	\$5,920.99	\$265,195.54
300 Purchased Professional and Technical Services				
330 Other Professional Services	675.00			675.00
340 Technical Services	512.49	711.51		1,224.00
Total Purchased Professional and Technical Services	\$1,187.49	\$711.51		\$1,899.00
400 Purchased Property Services				
430 Repairs and Maintenance Services	1,502.44	2,085.91		3,588.35
Total Purchased Property Services	\$1,502.44	\$2,085.91		\$3,588.35
500 Other Purchased Services				
530 Communications	48.64	367.54		416.18
580 Travel	658.08	945.98		1,604.06
Total Other Purchased Services	\$706.72	\$1,313.52		\$2,020.24
600 Supplies				
610 General Supplies	4,677.23	7,671.34		12,348.57
630 Food	6,799.57	9,440.15		16,239.72
Total Supplies	\$11,476.80	\$17,111.49		\$28,588.29
800 Other Objects				
810 Dues and Fees	253.77	515.23		769.00
890 Miscellaneous Expenditures	63.96	88.79		152.75
Total Other Objects	\$317.73	\$604.02		\$921.75
Total 2100 Support Services – Students	\$290,465.26	\$445,563.30	\$50,120.99	\$786,149.55

General Fund (10)

2120 Guidance Services

100 Personnel Services – Salaries

	<u>Elementary</u>	<u>Secondary</u>	<u>Federal</u>	<u>Total</u>
100 Personnel Services – Salaries	148,662.29	232,324.00		380,986.29
Total Personnel Services – Salaries	\$148,662.29	\$232,324.00		\$380,986.29

200 Personnel Services – Employee Benefits

210 Group Insurance – Contracted Provider	34,775.64	55,105.68		89,881.32
220 Social Security Contributions	11,176.93	17,592.05		28,768.98
230 PSERS Retirement Contributions	38,335.46	59,853.30		98,188.76
260 Workers' Compensation	693.00	1,063.95		1,756.95
Total Personnel Services – Employee Benefits	\$84,981.03	\$133,614.98		\$218,596.01

300 Purchased Professional and Technical Services

330 Other Professional Services	675.00			675.00
Total Purchased Professional and Technical Services	\$675.00			\$675.00

500 Other Purchased Services

530 Communications		300.00		300.00
580 Travel	36.70	83.30		120.00
Total Other Purchased Services	\$36.70	\$383.30		\$420.00

600 Supplies

610 General Supplies	730.89	2,192.45		2,923.34
Total Supplies	\$730.89	\$2,192.45		\$2,923.34

800 Other Objects

810 Dues and Fees	129.00	342.00		471.00
890 Miscellaneous Expenditures	63.96	88.79		152.75
Total Other Objects	\$192.96	\$430.79		\$623.75

Total 2120 Guidance Services

Total 2120 Guidance Services	\$235,278.87	\$368,945.52		\$604,224.39
-------------------------------------	---------------------	---------------------	--	---------------------

General Fund (10)

2140 Psychological Services

	<u>Elementary</u>	<u>Secondary</u>	<u>Federal</u>	<u>Total</u>
100 Personnel Services – Salaries				
100 Personnel Services – Salaries	24,598.66	34,151.43	44,200.00	102,950.09
Total Personnel Services – Salaries	\$24,598.66	\$34,151.43	\$44,200.00	\$102,950.09
200 Personnel Services – Employee Benefits				
220 Social Security Contributions	2,731.71	3,792.56	1,352.52	7,876.79
230 PSERS Retirement Contributions	9,225.53	12,808.21	4,568.47	26,602.21
260 Workers’ Compensation	104.56	145.17		249.73
Total Personnel Services – Employee Benefits	\$12,061.80	\$16,745.94	\$5,920.99	\$34,728.73
300 Purchased Professional and Technical Services				
340 Technical Services	512.49	711.51		1,224.00
Total Purchased Professional and Technical Services	\$512.49	\$711.51		\$1,224.00
500 Other Purchased Services				
580 Travel	621.38	862.68		1,484.06
Total Other Purchased Services	\$621.38	\$862.68		\$1,484.06
600 Supplies				
610 General Supplies	1,981.07	2,750.42		4,731.49
Total Supplies	\$1,981.07	\$2,750.42		\$4,731.49
800 Other Objects				
810 Dues and Fees	124.77	173.23		298.00
Total Other Objects	\$124.77	\$173.23		\$298.00
Total 2140 Psychological Services	\$39,900.17	\$55,395.21	\$50,120.99	\$145,416.37

General Fund (10)

2190 Other Student Services

200 Personnel Services – Employee Benefits

250 Unemployment Compensation

Elementary Secondary Federal Total

4,970.30 6,900.50 11,870.80

Total Personnel Services – Employee Benefits

\$4,970.30 \$6,900.50 \$11,870.80

400 Purchased Property Services

430 Repairs and Maintenance Services

1,502.44 2,085.91 3,588.35

Total Purchased Property Services

\$1,502.44 \$2,085.91 \$3,588.35

500 Other Purchased Services

530 Communications

48.64 67.54 116.18

Total Other Purchased Services

\$48.64 \$67.54 \$116.18

600 Supplies

610 General Supplies

1,965.27 2,728.47 4,693.74

630 Food

6,799.57 9,440.15 16,239.72

Total Supplies

\$8,764.84 \$12,168.62 \$20,933.46

Total 2190 Other Student Services

\$15,286.22 \$21,222.57 \$36,508.79

General Fund (10)

2200 Support Services – Instructional Staff

	<u>Elementary</u>	<u>Secondary</u>	<u>Federal</u>	<u>Total</u>
100 Personnel Services – Salaries				
100 Personnel Services – Salaries	114,482.31	112,756.68	19,940.80	247,179.79
Total Personnel Services – Salaries	\$114,482.31	\$112,756.68	\$19,940.80	\$247,179.79
200 Personnel Services – Employee Benefits				
210 Group Insurance – Contracted Provider	33,992.21	29,221.46	5,055.49	68,269.16
220 Social Security Contributions	9,005.36	9,007.05	1,401.20	19,413.61
230 PSERS Retirement Contributions	30,804.06	30,832.44	1,401.59	63,038.09
240 Tuition Reimbursement	17,086.73	23,722.27		40,809.00
260 Workers' Compensation	708.04	881.54		1,589.58
Total Personnel Services – Employee Benefits	\$91,596.40	\$93,664.76	\$7,858.28	\$193,119.44
300 Purchased Professional and Technical Services				
329 Professional Educational Services – Other	2,512.20	3,487.80		6,000.00
330 Other Professional Services	7,783.32	10,805.93		18,589.25
340 Technical Services	5,902.27	8,194.39		14,096.66
Total Purchased Professional and Technical Services	\$16,197.79	\$22,488.12		\$38,685.91
400 Purchased Property Services				
430 Repairs and Maintenance Services	1,325.85	1,840.74		3,166.59
440 Rentals	2,314.06	1,185.94		3,500.00
Total Purchased Property Services	\$3,639.91	\$3,026.68		\$6,666.59
500 Other Purchased Services				
530 Communications	12,919.61	17,936.88		30,856.49
580 Travel	6,120.87	8,310.35	2,622.46	17,053.68
Total Other Purchased Services	\$19,040.48	\$26,247.23	\$2,622.46	\$47,910.17
600 Supplies				
610 General Supplies	199,339.21	277,722.29		477,061.50
640 Books and Periodicals	869.61	3,837.37		4,706.98
Total Supplies	\$200,208.82	\$281,559.66		\$481,768.48
800 Other Objects				
810 Dues and Fees	90.21	499.79	1,200.00	1,790.00
Total Other Objects	\$90.21	\$499.79	\$1,200.00	\$1,790.00
Total 2200 Support Services – Instructional Staff	\$445,255.92	\$540,242.92	\$31,621.54	\$1,017,120.38

General Fund (10)

	<u>Elementary</u>	<u>Secondary</u>	<u>Federal</u>	<u>Total</u>
2240 Computer-Assisted Instruction Support Services				
300 <u>Purchased Professional and Technical Services</u>				
340 Technical Services	5,902.27	8,194.39		14,096.66
Total Purchased Professional and Technical Services	\$5,902.27	\$8,194.39		\$14,096.66
400 <u>Purchased Property Services</u>				
430 Repairs and Maintenance Services	1,325.85	1,840.74		3,166.59
Total Purchased Property Services	\$1,325.85	\$1,840.74		\$3,166.59
500 <u>Other Purchased Services</u>				
530 Communications	12,919.61	17,936.88		30,856.49
580 Travel	420.87	584.32		1,005.19
Total Other Purchased Services	\$13,340.48	\$18,521.20		\$31,861.68
600 <u>Supplies</u>				
610 General Supplies	199,134.63	277,438.27		476,572.90
Total Supplies	\$199,134.63	\$277,438.27		\$476,572.90
Total 2240 Computer-Assisted Instruction Support Services	\$219,703.23	\$305,994.60		\$525,697.83

General Fund (10)

2250 School Library Services

	<u>Elementary</u>	<u>Secondary</u>	<u>Federal</u>	<u>Total</u>
100 Personnel Services – Salaries				
100 Personnel Services – Salaries	63,437.95	39,148.99		102,586.94
Total Personnel Services – Salaries	\$63,437.95	\$39,148.99		\$102,586.94
200 Personnel Services – Employee Benefits				
210 Group Insurance – Contracted Provider	19,309.60	8,836.93		28,146.53
220 Social Security Contributions	4,784.46	2,937.35		7,721.81
230 PSERS Retirement Contributions	16,392.46	10,116.04		26,508.50
260 Workers' Compensation	270.14	273.59		543.73
Total Personnel Services – Employee Benefits	\$40,756.66	\$22,163.91		\$62,920.57
400 Purchased Property Services				
440 Rentals	2,314.06	1,185.94		3,500.00
Total Purchased Property Services	\$2,314.06	\$1,185.94		\$3,500.00
500 Other Purchased Services				
580 Travel	558.13	587.34		1,145.47
Total Other Purchased Services	\$558.13	\$587.34		\$1,145.47
600 Supplies				
610 General Supplies	204.58	284.02		488.60
640 Books and Periodicals	869.61	3,837.37		4,706.98
Total Supplies	\$1,074.19	\$4,121.39		\$5,195.58
800 Other Objects				
810 Dues and Fees	90.21	499.79		590.00
Total Other Objects	\$90.21	\$499.79		\$590.00
Total 2250 School Library Services	\$108,231.20	\$67,707.36		\$175,938.56

General Fund (10)

2260 Instruction and Curriculum Development Services

	<u>Elementary</u>	<u>Secondary</u>	<u>Federal</u>	<u>Total</u>
100 Personnel Services – Salaries				
100 Personnel Services – Salaries	46,227.43	64,179.62	19,940.80	130,347.85
Total Personnel Services – Salaries	\$46,227.43	\$64,179.62	\$19,940.80	\$130,347.85
200 Personnel Services – Employee Benefits				
210 Group Insurance – Contracted Provider	14,682.61	20,384.53	5,055.49	40,122.63
220 Social Security Contributions	3,852.41	5,348.47	1,401.20	10,602.08
230 PSERS Retirement Contributions	13,181.75	18,300.81	1,401.59	32,884.15
260 Workers' Compensation	437.90	607.95		1,045.85
Total Personnel Services – Employee Benefits	\$32,154.67	\$44,641.76	\$7,858.28	\$84,654.71
300 Purchased Professional and Technical Services				
329 Professional Educational Services – Other	2,512.20	3,487.80		6,000.00
Total Purchased Professional and Technical Services	\$2,512.20	\$3,487.80		\$6,000.00
Total 2260 Instruction and Curriculum Development Services	\$80,894.30	\$112,309.18	\$27,799.08	\$221,002.56

General Fund (10)

	<u>Elementary</u>	<u>Secondary</u>	<u>Federal</u>	<u>Total</u>
2270 Instructional Staff Professional Development Services				
100 Personnel Services – Salaries				
100 Personnel Services – Salaries	4,816.93	6,687.57		11,504.50
Total Personnel Services – Salaries	\$4,816.93	\$6,687.57		\$11,504.50
200 Personnel Services – Employee Benefits				
220 Social Security Contributions	368.49	511.58		880.07
230 PSERS Retirement Contributions	1,229.85	1,707.46		2,937.31
240 Tuition Reimbursement	17,086.73	23,722.27		40,809.00
Total Personnel Services – Employee Benefits	\$18,685.07	\$25,941.31		\$44,626.38
300 Purchased Professional and Technical Services				
330 Other Professional Services	7,783.32	10,805.93		18,589.25
Total Purchased Professional and Technical Services	\$7,783.32	\$10,805.93		\$18,589.25
500 Other Purchased Services				
580 Travel	5,141.87	7,138.69	2,622.46	14,903.02
Total Other Purchased Services	\$5,141.87	\$7,138.69	\$2,622.46	\$14,903.02
800 Other Objects				
810 Dues and Fees			1,200.00	1,200.00
Total Other Objects			\$1,200.00	\$1,200.00
Total 2270 Instructional Staff Professional Development Services	\$36,427.19	\$50,573.50	\$3,822.46	\$90,823.15

General Fund (10)

2290 Other Instructional Staff Services

100 Personnel Services – Salaries

100 Personnel Services – Salaries

Total Personnel Services – Salaries

200 Personnel Services – Employee Benefits

220 Social Security Contributions

230 PSERS Retirement Contributions

Total Personnel Services – Employee Benefits

Total 2290 Other Instructional Staff Services

	<u>Elementary</u>	<u>Secondary</u>	<u>Federal</u>	<u>Total</u>
		2,740.50		2,740.50
		\$2,740.50		\$2,740.50
		209.65		209.65
		708.13		708.13
		\$917.78		\$917.78
		\$3,658.28		\$3,658.28

General Fund (10)

2300 Support Services – Administration

	<u>Elementary</u>	<u>Secondary</u>	<u>Federal</u>	<u>Total</u>
100 Personnel Services – Salaries				
100 Personnel Services – Salaries	410,120.23	385,247.38		1,235,559.62
Total Personnel Services – Salaries	\$410,120.23	\$385,247.38		\$1,235,559.62
200 Personnel Services – Employee Benefits				
210 Group Insurance – Contracted Provider	102,713.09	113,082.34		288,422.70
220 Social Security Contributions	31,137.82	29,247.69		92,465.17
230 PSERS Retirement Contributions	100,601.45	98,901.86		293,025.88
240 Tuition Reimbursement	2,934.76	6,662.24		9,597.00
250 Unemployment Compensation		13,512.00		13,512.00
260 Workers' Compensation	1,679.44	1,660.90		4,250.70
Total Personnel Services – Employee Benefits	\$239,066.56	\$263,067.03		\$701,273.45
300 Purchased Professional and Technical Services				
310 Official / Administrative Services				126,252.41
329 Professional Educational Services – Other	780.20	260.98		1,041.18
340 Technical Services				1,235.00
Total Purchased Professional and Technical Services	\$780.20	\$260.98		\$128,528.59
400 Purchased Property Services				
440 Rentals	6,119.09	4,107.89		10,226.98
Total Purchased Property Services	\$6,119.09	\$4,107.89		\$10,226.98
500 Other Purchased Services				
520 Insurance – General				750.00
530 Communications	3,750.64	5,589.20		16,505.03
550 Printing and Binding	268.80	98.15		33,069.76
580 Travel	559.91	67.25		15,630.49
Total Other Purchased Services	\$4,579.35	\$5,754.60		\$65,955.28
600 Supplies				
610 General Supplies	4,427.00	3,294.79		14,305.84
630 Food	84.37	191.53		275.90
Total Supplies	\$4,511.37	\$3,486.32		\$14,581.74
800 Other Objects				
810 Dues and Fees	728.33	695.64		18,442.99
820 Claims and Judgments Against the LEA				(1,606.21)
Total Other Objects	\$728.33	\$695.64		\$16,836.78
Total 2300 Support Services – Administration	\$665,905.13	\$662,619.84		\$2,172,962.44

General Fund (10)

2310 Board Services

Elementary

Secondary

Federal

Total

100 Personnel Services – Salaries

100 Personnel Services – Salaries

8,502.57

Total Personnel Services – Salaries

\$8,502.57

200 Personnel Services – Employee Benefits

210 Group Insurance – Contracted Provider

1,553.19

220 Social Security Contributions

643.57

230 PSERS Retirement Contributions

2,196.99

260 Workers' Compensation

18.60

Total Personnel Services – Employee Benefits

\$4,412.35

500 Other Purchased Services

580 Travel

3,255.35

Total Other Purchased Services

\$3,255.35

600 Supplies

610 General Supplies

919.09

Total Supplies

\$919.09

800 Other Objects

810 Dues and Fees

9,212.08

820 Claims and Judgments Against the LEA

(1,606.21)

Total Other Objects

\$7,605.87

Total 2310 Board Services

\$24,695.23

General Fund (10)

2320 Board Treasurer Services

Elementary

Secondary

Federal

Total

300 Purchased Professional and Technical Services

340 Technical Services

75.00

Total Purchased Professional and Technical Services

\$75.00

500 Other Purchased Services

520 Insurance – General

750.00

Total Other Purchased Services

\$750.00

Total 2320 Board Treasurer Services

\$825.00

General Fund (10)

	<u>Elementary</u>	<u>Secondary</u>	<u>Federal</u>	<u>Total</u>
2330 Tax Assessment and Collection Services				
100 Personnel Services – Salaries				
100 Personnel Services – Salaries				75,523.10
Total Personnel Services – Salaries				\$75,523.10
200 Personnel Services – Employee Benefits				
220 Social Security Contributions				5,777.51
Total Personnel Services – Employee Benefits				\$5,777.51
300 Purchased Professional and Technical Services				
310 Official / Administrative Services				113,002.41
340 Technical Services				1,160.00
Total Purchased Professional and Technical Services				\$114,162.41
500 Other Purchased Services				
530 Communications				4,165.19
550 Printing and Binding				32,702.81
Total Other Purchased Services				\$36,868.00
600 Supplies				
610 General Supplies				572.71
Total Supplies				\$572.71
Total 2330 Tax Assessment and Collection Services				\$232,903.73

General Fund (10)

2350 Legal and Accounting Services

Elementary

Secondary

Federal

Total

300 Purchased Professional and Technical Services

310 Official / Administrative Services

13,250.00

Total Purchased Professional and Technical Services

\$13,250.00

Total 2350 Legal and Accounting Services

\$13,250.00

General Fund (10)

2360 Office of the Superintendent / Executive Director Services

	<u>Elementary</u>	<u>Secondary</u>	<u>Federal</u>	<u>Total</u>
100 Personnel Services – Salaries				
100 Personnel Services – Salaries				356,166.34
Total Personnel Services – Salaries				\$356,166.34
200 Personnel Services – Employee Benefits				
210 Group Insurance – Contracted Provider				71,074.08
220 Social Security Contributions				25,658.58
230 PSERS Retirement Contributions				91,325.58
260 Workers' Compensation				891.76
Total Personnel Services – Employee Benefits				\$188,950.00
500 Other Purchased Services				
530 Communications	2,430.24	3,374.02		5,804.26
580 Travel				11,747.98
Total Other Purchased Services	\$2,430.24	\$3,374.02		\$17,552.24
600 Supplies				
610 General Supplies				3,937.25
Total Supplies				\$3,937.25
800 Other Objects				
810 Dues and Fees				7,526.94
Total Other Objects				\$7,526.94
Total 2360 Office of the Superintendent / Executive Director Services	\$2,430.24	\$3,374.02		\$574,132.77

General Fund (10)

2370 Community Relations Services

Elementary

Secondary

Federal

Total

500 Other Purchased Services

530 Communications

3,000.00

Total Other Purchased Services

\$3,000.00

600 Supplies

610 General Supplies

1,155.00

Total Supplies

\$1,155.00

800 Other Objects

810 Dues and Fees

280.00

Total Other Objects

\$280.00

Total 2370 Community Relations Services

\$4,435.00

General Fund (10)

2380 Office of the Principal Services

	<u>Elementary</u>	<u>Secondary</u>	<u>Federal</u>	<u>Total</u>
100 Personnel Services – Salaries				
100 Personnel Services – Salaries	410,120.23	385,247.38		795,367.61
Total Personnel Services – Salaries	\$410,120.23	\$385,247.38		\$795,367.61
200 Personnel Services – Employee Benefits				
210 Group Insurance – Contracted Provider	102,713.09	113,082.34		215,795.43
220 Social Security Contributions	31,137.82	29,247.69		60,385.51
230 PSERS Retirement Contributions	100,601.45	98,901.86		199,503.31
240 Tuition Reimbursement	2,934.76	6,662.24		9,597.00
250 Unemployment Compensation		13,512.00		13,512.00
260 Workers' Compensation	1,679.44	1,660.90		3,340.34
Total Personnel Services – Employee Benefits	\$239,066.56	\$263,067.03		\$502,133.59
300 Purchased Professional and Technical Services				
329 Professional Educational Services – Other	780.20	260.98		1,041.18
Total Purchased Professional and Technical Services	\$780.20	\$260.98		\$1,041.18
400 Purchased Property Services				
440 Rentals	6,119.09	4,107.89		10,226.98
Total Purchased Property Services	\$6,119.09	\$4,107.89		\$10,226.98
500 Other Purchased Services				
530 Communications	1,320.40	2,215.18		3,535.58
550 Printing and Binding	268.80	98.15		366.95
580 Travel	559.91	67.25		627.16
Total Other Purchased Services	\$2,149.11	\$2,380.58		\$4,529.69
600 Supplies				
610 General Supplies	4,427.00	3,294.79		7,721.79
630 Food	84.37	191.53		275.90
Total Supplies	\$4,511.37	\$3,486.32		\$7,997.69
800 Other Objects				
810 Dues and Fees	728.33	695.64		1,423.97
Total Other Objects	\$728.33	\$695.64		\$1,423.97
Total 2380 Office of the Principal Services	\$663,474.89	\$659,245.82		\$1,322,720.71

General Fund (10)

2400 Support Services – Pupil Health

Elementary Secondary Federal Total

100	<u>Personnel Services – Salaries</u>			
	100 Personnel Services – Salaries			231,684.34
Total Personnel Services – Salaries				\$231,684.34
200	<u>Personnel Services – Employee Benefits</u>			
	210 Group Insurance – Contracted Provider			52,634.68
	220 Social Security Contributions			17,604.66
	230 PSERS Retirement Contributions			56,814.29
	260 Workers' Compensation			990.05
Total Personnel Services – Employee Benefits				\$128,043.68
300	<u>Purchased Professional and Technical Services</u>			
	330 Other Professional Services			836.50
Total Purchased Professional and Technical Services				\$836.50
500	<u>Other Purchased Services</u>			
	530 Communications			999.80
	580 Travel			2,005.69
Total Other Purchased Services				\$3,005.49
600	<u>Supplies</u>			
	610 General Supplies			18,561.51
Total Supplies				\$18,561.51
700	<u>Property</u>			
	760 Equipment – Replacement			4,899.04
Total Property				\$4,899.04
800	<u>Other Objects</u>			
	810 Dues and Fees			505.00
Total Other Objects				\$505.00
Total 2400 Support Services – Pupil Health				\$387,535.56

General Fund (10)

2440 Nursing Services

Elementary Secondary Federal Total

100 Personnel Services – Salaries				
100 Personnel Services – Salaries				126,443.09
Total Personnel Services – Salaries				\$126,443.09
200 Personnel Services – Employee Benefits				
210 Group Insurance – Contracted Provider				33,249.16
220 Social Security Contributions				9,567.05
230 PSERS Retirement Contributions				32,642.26
260 Workers' Compensation				541.96
Total Personnel Services – Employee Benefits				\$76,000.43
300 Purchased Professional and Technical Services				
330 Other Professional Services				827.00
Total Purchased Professional and Technical Services				\$827.00
500 Other Purchased Services				
530 Communications				999.80
580 Travel				2,005.69
Total Other Purchased Services				\$3,005.49
600 Supplies				
610 General Supplies				18,561.51
Total Supplies				\$18,561.51
700 Property				
760 Equipment – Replacement				4,899.04
Total Property				\$4,899.04
800 Other Objects				
810 Dues and Fees				505.00
Total Other Objects				\$505.00
Total 2440 Nursing Services				\$230,241.56

General Fund (10)

2450 Nonpublic Health Services

Elementary

Secondary

Federal

Total

100 Personnel Services – Salaries

100 Personnel Services – Salaries

105,241.25

Total Personnel Services – Salaries

\$105,241.25

200 Personnel Services – Employee Benefits

210 Group Insurance – Contracted Provider

19,385.52

220 Social Security Contributions

8,037.61

230 PSERS Retirement Contributions

24,172.03

260 Workers' Compensation

448.09

Total Personnel Services – Employee Benefits

\$52,043.25

300 Purchased Professional and Technical Services

330 Other Professional Services

9.50

Total Purchased Professional and Technical Services

\$9.50

Total 2450 Nonpublic Health Services

\$157,294.00

General Fund (10)

2500 Support Services – Business

<u>Elementary</u>	<u>Secondary</u>	<u>Federal</u>	<u>Total</u>
-------------------	------------------	----------------	--------------

100 Personnel Services – Salaries

100 Personnel Services – Salaries					179,083.75
-----------------------------------	--	--	--	--	------------

Total Personnel Services – Salaries					\$179,083.75
--	--	--	--	--	---------------------

200 Personnel Services – Employee Benefits

210 Group Insurance – Contracted Provider					50,455.02
---	--	--	--	--	-----------

220 Social Security Contributions					13,603.73
-----------------------------------	--	--	--	--	-----------

230 PSERS Retirement Contributions					45,314.78
------------------------------------	--	--	--	--	-----------

260 Workers' Compensation					881.14
---------------------------	--	--	--	--	--------

Total Personnel Services – Employee Benefits					\$110,254.67
---	--	--	--	--	---------------------

300 Purchased Professional and Technical Services

329 Professional Educational Services – Other					3,348.81
---	--	--	--	--	----------

330 Other Professional Services					22,200.00
---------------------------------	--	--	--	--	-----------

Total Purchased Professional and Technical Services					\$25,548.81
--	--	--	--	--	--------------------

400 Purchased Property Services

440 Rentals					7,411.77
-------------	--	--	--	--	----------

Total Purchased Property Services					\$7,411.77
--	--	--	--	--	-------------------

500 Other Purchased Services

530 Communications					2,000.00
--------------------	--	--	--	--	----------

549 Other Advertising/Public Relations					29,047.18
--	--	--	--	--	-----------

580 Travel					3,022.93
------------	--	--	--	--	----------

Total Other Purchased Services					\$34,070.11
---------------------------------------	--	--	--	--	--------------------

600 Supplies

610 General Supplies					30,378.72
----------------------	--	--	--	--	-----------

Total Supplies					\$30,378.72
-----------------------	--	--	--	--	--------------------

800 Other Objects

810 Dues and Fees					3,808.83
-------------------	--	--	--	--	----------

Total Other Objects					\$3,808.83
----------------------------	--	--	--	--	-------------------

Total 2500 Support Services – Business					\$390,556.66
---	--	--	--	--	---------------------

General Fund (10)

2510 Fiscal Services

Elementary Secondary Federal Total

100	<u>Personnel Services – Salaries</u>			
	100 Personnel Services – Salaries			179,083.75
Total Personnel Services – Salaries				\$179,083.75
200	<u>Personnel Services – Employee Benefits</u>			
	210 Group Insurance – Contracted Provider			50,455.02
	220 Social Security Contributions			13,603.73
	230 PSERS Retirement Contributions			45,314.78
	260 Workers' Compensation			881.14
Total Personnel Services – Employee Benefits				\$110,254.67
300	<u>Purchased Professional and Technical Services</u>			
	329 Professional Educational Services – Other			3,348.81
	330 Other Professional Services			22,200.00
Total Purchased Professional and Technical Services				\$25,548.81
400	<u>Purchased Property Services</u>			
	440 Rentals			7,411.77
Total Purchased Property Services				\$7,411.77
500	<u>Other Purchased Services</u>			
	530 Communications			2,000.00
	549 Other Advertising/Public Relations			29,047.18
	580 Travel			3,022.93
Total Other Purchased Services				\$34,070.11
600	<u>Supplies</u>			
	610 General Supplies			30,378.72
Total Supplies				\$30,378.72
800	<u>Other Objects</u>			
	810 Dues and Fees			3,808.83
Total Other Objects				\$3,808.83
Total 2510 Fiscal Services				\$390,556.66

General Fund (10)

2511 Supervision of Fiscal Services - Head of Component

	<u>Elementary</u>	<u>Secondary</u>	<u>Federal</u>	<u>Total</u>
100 <u>Personnel Services – Salaries</u>				
100 Personnel Services – Salaries				58,447.44
Total Personnel Services – Salaries				\$58,447.44
200 <u>Personnel Services – Employee Benefits</u>				
210 Group Insurance – Contracted Provider				15,992.86
220 Social Security Contributions				4,426.61
230 PSERS Retirement Contributions				15,102.72
260 Workers' Compensation				305.52
Total Personnel Services – Employee Benefits				\$35,827.71
500 <u>Other Purchased Services</u>				
580 Travel				1,189.33
Total Other Purchased Services				\$1,189.33
Total 2511 Supervision of Fiscal Services - Head of Component				\$95,464.48

General Fund (10)

2515 Financial Accounting Services

Elementary

Secondary

Federal

Total

100 Personnel Services – Salaries

100 Personnel Services – Salaries

120,636.31

Total Personnel Services – Salaries

\$120,636.31

200 Personnel Services – Employee Benefits

210 Group Insurance – Contracted Provider

34,462.16

220 Social Security Contributions

9,177.12

230 PSERS Retirement Contributions

30,212.06

260 Workers' Compensation

575.62

Total Personnel Services – Employee Benefits

\$74,426.96

300 Purchased Professional and Technical Services

329 Professional Educational Services – Other

3,348.81

330 Other Professional Services

22,200.00

Total Purchased Professional and Technical Services

\$25,548.81

400 Purchased Property Services

440 Rentals

7,411.77

Total Purchased Property Services

\$7,411.77

500 Other Purchased Services

530 Communications

2,000.00

549 Other Advertising/Public Relations

29,047.18

580 Travel

1,833.60

Total Other Purchased Services

\$32,880.78

600 Supplies

610 General Supplies

30,378.72

Total Supplies

\$30,378.72

800 Other Objects

810 Dues and Fees

3,808.83

Total Other Objects

\$3,808.83

Total 2515 Financial Accounting Services

\$295,092.18

General Fund (10)

2600 Operation and Maintenance of Plant Services

Elementary Secondary Federal Total

100	<u>Personnel Services – Salaries</u>			
	100 Personnel Services – Salaries			112,003.62
Total Personnel Services – Salaries				\$112,003.62
200	<u>Personnel Services – Employee Benefits</u>			
	210 Group Insurance – Contracted Provider			8,226.50
	220 Social Security Contributions			8,698.32
	230 PSERS Retirement Contributions			16,892.69
	260 Workers' Compensation			146.12
Total Personnel Services – Employee Benefits				\$33,963.63
300	<u>Purchased Professional and Technical Services</u>			
	340 Technical Services			24,219.22
	390 Other Purchased Professional and Technical Services			4,247.64
Total Purchased Professional and Technical Services				\$28,466.86
400	<u>Purchased Property Services</u>			
	410 Cleaning Services			1,506,736.53
	420 Utility Services			258,554.92
	430 Repairs and Maintenance Services			41,600.39
	440 Rentals			435.00
	460 Extermination Services			125.00
Total Purchased Property Services				\$1,807,451.84
500	<u>Other Purchased Services</u>			
	522 Automotive Liability Insurance			3,627.00
	523 General Property and Liability Insurance			68,013.00
	530 Communications			24,704.56
	580 Travel			2,428.33
Total Other Purchased Services				\$98,772.89
600	<u>Supplies</u>			
	610 General Supplies	50,801.45	69,131.79	119,933.24
	620 Energy			151,931.04
Total Supplies		\$50,801.45	\$69,131.79	\$271,864.28
700	<u>Property</u>			
	750 Equipment – Original and Additional			24,986.00
Total Property				\$24,986.00
Total 2600 Operation and Maintenance of Plant Services		\$50,801.45	\$69,131.79	\$2,377,509.12

General Fund (10)

	<u>Elementary</u>	<u>Secondary</u>	<u>Federal</u>	<u>Total</u>
2620 Operation of Buildings Services				
300 <u>Purchased Professional and Technical Services</u>				
340 Technical Services				24,219.22
390 Other Purchased Professional and Technical Services				4,247.64
Total Purchased Professional and Technical Services				\$28,466.86
400 <u>Purchased Property Services</u>				
410 Cleaning Services				1,489,921.70
420 Utility Services				258,554.92
430 Repairs and Maintenance Services				38,395.20
440 Rentals				435.00
460 Extermination Services				125.00
Total Purchased Property Services				\$1,787,431.82
500 <u>Other Purchased Services</u>				
523 General Property and Liability Insurance				68,013.00
530 Communications				24,704.56
Total Other Purchased Services				\$92,717.56
600 <u>Supplies</u>				
610 General Supplies	50,603.84	68,857.45		119,461.29
620 Energy				143,516.98
Total Supplies	\$50,603.84	\$68,857.45		\$262,978.27
Total 2620 Operation of Buildings Services	\$50,603.84	\$68,857.45		\$2,171,594.51

General Fund (10)

2630 Care and Upkeep of Grounds Services

Elementary

Secondary

Federal

Total

400 Purchased Property Services

410 Cleaning Services

16,814.83

Total Purchased Property Services

\$16,814.83

Total 2630 Care and Upkeep of Grounds Services

\$16,814.83

General Fund (10)

	<u>Elementary</u>	<u>Secondary</u>	<u>Federal</u>	<u>Total</u>
2640 Care and Upkeep of Equipment Services				
400 <u>Purchased Property Services</u>				
430 Repairs and Maintenance Services				3,205.19
Total Purchased Property Services				\$3,205.19
Total 2640 Care and Upkeep of Equipment Services				\$3,205.19

General Fund (10)

	<u>Elementary</u>	<u>Secondary</u>	<u>Federal</u>	<u>Total</u>
2650 Vehicle Operation and Maintenance Services (Other Than Student Transportation Vehicles)				
500 Other Purchased Services				
522 Automotive Liability Insurance				3,627.00
Total Other Purchased Services				\$3,627.00
600 Supplies				
620 Energy				8,414.06
Total Supplies				\$8,414.06
Total 2650 Vehicle Operation and Maintenance Services (Other Than Student Transportation Vehicles)				\$12,041.06

General Fund (10)

	<u>Elementary</u>	<u>Secondary</u>	<u>Federal</u>	<u>Total</u>
2660 Safety and Security Services				
100 Personnel Services – Salaries				
100 Personnel Services – Salaries				67,873.96
Total Personnel Services – Salaries				\$67,873.96
200 Personnel Services – Employee Benefits				
210 Group Insurance – Contracted Provider				8,226.50
220 Social Security Contributions				5,183.20
230 PSERS Retirement Contributions				16,892.69
260 Workers' Compensation				146.12
Total Personnel Services – Employee Benefits				\$30,448.51
500 Other Purchased Services				
580 Travel				2,428.33
Total Other Purchased Services				\$2,428.33
600 Supplies				
610 General Supplies	197.61	274.34		471.95
Total Supplies	\$197.61	\$274.34		\$471.95
700 Property				
750 Equipment – Original and Additional				24,986.00
Total Property				\$24,986.00
Total 2660 Safety and Security Services	\$197.61	\$274.34		\$126,208.75

General Fund (10)

	<u>Elementary</u>	<u>Secondary</u>	<u>Federal</u>	<u>Total</u>
2690 Other Operation and Maintenance of Plant Services				
100 Personnel Services – Salaries				
100 Personnel Services – Salaries				44,129.66
Total Personnel Services – Salaries				\$44,129.66
200 Personnel Services – Employee Benefits				
220 Social Security Contributions				3,515.12
Total Personnel Services – Employee Benefits				\$3,515.12
Total 2690 Other Operation and Maintenance of Plant Services				\$47,644.78

General Fund (10)

	<u>Elementary</u>	<u>Secondary</u>	<u>Federal</u>	<u>Total</u>
2700 Student Transportation Services				
100 Personnel Services – Salaries				
100 Personnel Services – Salaries				28,928.48
Total Personnel Services – Salaries				\$28,928.48
200 Personnel Services – Employee Benefits				
220 Social Security Contributions				2,205.33
230 PSERS Retirement Contributions				7,269.10
260 Workers’ Compensation				126.64
Total Personnel Services – Employee Benefits				\$9,601.07
500 Other Purchased Services				
513 Contracted Carriers			3,067.00	1,585,646.83
516 Student Transportation Services From the IU				58,102.82
530 Communications				200.00
Total Other Purchased Services			\$3,067.00	\$1,643,949.65
600 Supplies				
610 General Supplies				170.63
Total Supplies				\$170.63
Total 2700 Student Transportation Services			\$3,067.00	\$1,682,649.83

General Fund (10)

2720 Vehicle Operation Services

Elementary

Secondary

Federal

Total

500 Other Purchased Services

513 Contracted Carriers

3,067.00

1,202,892.56

516 Student Transportation Services From the IU

58,102.82

530 Communications

200.00

Total Other Purchased Services

\$3,067.00

\$1,261,195.38

600 Supplies

610 General Supplies

170.63

Total Supplies

\$170.63

Total 2720 Vehicle Operation Services

\$3,067.00

\$1,261,366.01

General Fund (10)

2730 Monitoring Services

Elementary

Secondary

Federal

Total

100 Personnel Services – Salaries

100 Personnel Services – Salaries

28,928.48

Total Personnel Services – Salaries

\$28,928.48

200 Personnel Services – Employee Benefits

220 Social Security Contributions

2,205.33

230 PSERS Retirement Contributions

7,269.10

260 Workers' Compensation

126.64

Total Personnel Services – Employee Benefits

\$9,601.07

Total 2730 Monitoring Services

\$38,529.55

General Fund (10)

2750 Nonpublic Transportation

Elementary

Secondary

Federal

Total

500 Other Purchased Services

513 Contracted Carriers

382,754.27

Total Other Purchased Services

\$382,754.27

Total 2750 Nonpublic Transportation

\$382,754.27

General Fund (10)

2800 Support Services – Central

Elementary

Secondary

Federal

Total

100 Personnel Services – Salaries

100 Personnel Services – Salaries

136,531.60

Total Personnel Services – Salaries

\$136,531.60

200 Personnel Services – Employee Benefits

210 Group Insurance – Contracted Provider

36,853.10

220 Social Security Contributions

10,387.35

230 PSERS Retirement Contributions

33,466.27

260 Workers' Compensation

564.99

Total Personnel Services – Employee Benefits

\$81,271.71

Total 2800 Support Services – Central

\$217,803.31

General Fund (10)

2810 Planning, Research, Development and Evaluation Services

Elementary

Secondary

Federal

Total

100 Personnel Services – Salaries

100 Personnel Services – Salaries

136,531.60

Total Personnel Services – Salaries

\$136,531.60

200 Personnel Services – Employee Benefits

210 Group Insurance – Contracted Provider

36,853.10

220 Social Security Contributions

10,387.35

230 PSERS Retirement Contributions

33,466.27

260 Workers' Compensation

564.99

Total Personnel Services – Employee Benefits

\$81,271.71

Total 2810 Planning, Research, Development and Evaluation Services

\$217,803.31

General Fund (10)

2900 Other Support Services

Elementary

Secondary

Federal

Total

200 Personnel Services – Employee Benefits

210 Group Insurance – Contracted Provider

58,772.75

Total Personnel Services – Employee Benefits

\$58,772.75

500 Other Purchased Services

595 IU Payments By Withholding

155,574.01

Total Other Purchased Services

\$155,574.01

Total 2900 Other Support Services

\$214,346.76

General Fund (10)

2910 Support Services Not Listed Elsewhere In the 2000 Series

Elementary

Secondary

Federal

Total

200 Personnel Services – Employee Benefits

210 Group Insurance – Contracted Provider

58,772.75

Total Personnel Services – Employee Benefits

\$58,772.75

500 Other Purchased Services

595 IU Payments By Withholding

155,574.01

Total Other Purchased Services

\$155,574.01

Total 2910 Support Services Not Listed Elsewhere In the 2000 Series

\$214,346.76

General Fund (10)

3000 Operation of Non-Instructional Services

Total

100 Personnel Services – Salaries

100 Personnel Services – Salaries 235,894.52

Total Personnel Services – Salaries \$235,894.52

200 Personnel Services – Employee Benefits

210 Group Insurance – Contracted Provider 22,505.65

220 Social Security Contributions 17,998.68

230 PSERS Retirement Contributions 37,021.60

250 Unemployment Compensation 3,000.00

260 Workers’ Compensation 348.91

Total Personnel Services – Employee Benefits \$80,874.84

300 Purchased Professional and Technical Services

329 Professional Educational Services – Other 31,467.63

340 Technical Services 22,695.90

Total Purchased Professional and Technical Services \$54,163.53

400 Purchased Property Services

430 Repairs and Maintenance Services 4,727.12

Total Purchased Property Services \$4,727.12

500 Other Purchased Services

510 Student Transportation Services 72,280.26

520 Insurance – General 15,199.00

580 Travel 25,400.46

Total Other Purchased Services \$112,879.72

600 Supplies

610 General Supplies 62,114.40

630 Food 2,438.22

Total Supplies \$64,552.62

700 Property

760 Equipment – Replacement 15,540.00

Total Property \$15,540.00

800 Other Objects

810 Dues and Fees 17,816.45

840 Contingency (714.00)

Total Other Objects \$17,102.45

Total 3000 Operation of Non-Instructional Services \$585,734.80

General Fund (10)

3200 Student Activities

Elementary

Secondary

Federal

Total

100 Personnel Services – Salaries

100 Personnel Services – Salaries

235,591.39

Total Personnel Services – Salaries

\$235,591.39

200 Personnel Services – Employee Benefits

210 Group Insurance – Contracted Provider

22,505.65

220 Social Security Contributions

17,945.48

230 PSERS Retirement Contributions

37,021.60

250 Unemployment Compensation

3,000.00

260 Workers' Compensation

348.91

Total Personnel Services – Employee Benefits

\$80,821.64

300 Purchased Professional and Technical Services

329 Professional Educational Services – Other

31,467.63

340 Technical Services

22,695.90

Total Purchased Professional and Technical Services

\$54,163.53

400 Purchased Property Services

430 Repairs and Maintenance Services

4,727.12

Total Purchased Property Services

\$4,727.12

500 Other Purchased Services

510 Student Transportation Services

72,280.26

520 Insurance – General

15,199.00

580 Travel

25,400.46

Total Other Purchased Services

\$112,879.72

600 Supplies

610 General Supplies

62,114.40

630 Food

2,438.22

Total Supplies

\$64,552.62

700 Property

760 Equipment – Replacement

15,540.00

Total Property

\$15,540.00

800 Other Objects

810 Dues and Fees

17,816.45

840 Contingency

(714.00)

Total Other Objects

\$17,102.45

Total 3200 Student Activities

\$585,378.47

General Fund (10)

3300 Community Services

Elementary

Secondary

Federal

Total

100 Personnel Services – Salaries

100 Personnel Services – Salaries

303.13

Total Personnel Services – Salaries

\$303.13

200 Personnel Services – Employee Benefits

220 Social Security Contributions

53.20

Total Personnel Services – Employee Benefits

\$53.20

Total 3300 Community Services

\$356.33

General Fund (10)

5000 Other Expenditures and Financing Uses

Total

800 Other Objects

830 Interest 269,786.81

880 Refunds of Prior Years' Receipts 7.21

Total Other Objects \$269,794.02

900 Other Uses of Funds

910 Redemption of Principal 1,340,000.00

Total Other Uses of Funds \$1,340,000.00

Total 5000 Other Expenditures and Financing Uses \$1,609,794.02

General Fund (10)

5100 Debt Service / Other Expenditures and Financing Uses

Elementary

Secondary

Federal

Total

800 Other Objects

830 Interest 269,786.81

880 Refunds of Prior Years' Receipts 7.21

Total Other Objects \$269,794.02

900 Other Uses of Funds

910 Redemption of Principal 1,340,000.00

Total Other Uses of Funds \$1,340,000.00

Total 5100 Debt Service / Other Expenditures and Financing Uses \$1,609,794.02

General Fund (10)

5110 Debt Service

Elementary

Secondary

Federal

Total

800 Other Objects

830 Interest

269,786.81

Total Other Objects

\$269,786.81

900 Other Uses of Funds

910 Redemption of Principal

1,340,000.00

Total Other Uses of Funds

\$1,340,000.00

Total 5110 Debt Service

\$1,609,786.81

General Fund (10)

	<u>Elementary</u>	<u>Secondary</u>	<u>Federal</u>	<u>Total</u>
5130 Refund of Prior Year Revenues / Receipts				
800 <u>Other Objects</u>				
880 Refunds of Prior Years' Receipts				7.21
Total Other Objects				\$7.21
Total 5130 Refund of Prior Year Revenues / Receipts				\$7.21

Other Capital Projects Fund (39)

2000 Support Services

300 Purchased Professional and Technical Services

330 Other Professional Services

Total Purchased Professional and Technical Services

Total 2000 Support Services

Total

12.00

\$12.00

\$12.00

LEA : 109248003 Saint Marys Area SD

Printed 12/13/2016 12:44:57 PM

Other Capital Projects Fund (39)

2500 Support Services – Business

Elementary

Secondary

Federal

Total

300 Purchased Professional and Technical Services

330 Other Professional Services

12.00

Total Purchased Professional and Technical Services

\$12.00

Total 2500 Support Services – Business

\$12.00

LEA : 109248003 Saint Marys Area SD

Printed 12/13/2016 12:44:57 PM

Other Capital Projects Fund (39)

2510 Fiscal Services

Elementary

Secondary

Federal

Total

300 Purchased Professional and Technical Services

330 Other Professional Services

12.00

Total Purchased Professional and Technical Services

\$12.00

Total 2510 Fiscal Services

\$12.00

LEA : 109248003 Saint Marys Area SD

Printed 12/13/2016 12:44:57 PM

Other Capital Projects Fund (39)

2515 Financial Accounting Services

Elementary

Secondary

Federal

Total

300 Purchased Professional and Technical Services

330 Other Professional Services

12.00

Total Purchased Professional and Technical Services

\$12.00

Total 2515 Financial Accounting Services

\$12.00

Other Capital Projects Fund (39)

4000 Facilities Acquisition, Construction and Improvement Services

Total

300 Purchased Professional and Technical Services

330 Other Professional Services

173,010.34

340 Technical Services

1,000.00

Total Purchased Professional and Technical Services

\$174,010.34

400 Purchased Property Services

450 Construction Services

2,872,172.85

Total Purchased Property Services

\$2,872,172.85

700 Property

750 Equipment – Original and Additional

129,834.84

760 Equipment – Replacement

351,399.79

780 Infrastructure Assets

834,977.40

Total Property

\$1,316,212.03

Total 4000 Facilities Acquisition, Construction and Improvement Services

\$4,362,395.22

Other Capital Projects Fund (39)

4200 Existing Site Improvement Services

Elementary

Secondary

Federal

Total

300 Purchased Professional and Technical Services

330 Other Professional Services

5,983.70

Total Purchased Professional and Technical Services

\$5,983.70

400 Purchased Property Services

450 Construction Services

1,128,168.92

Total Purchased Property Services

\$1,128,168.92

Total 4200 Existing Site Improvement Services

\$1,134,152.62

LEA : 109248003 Saint Marys Area SD

Printed 12/13/2016 12:44:58 PM

Other Capital Projects Fund (39)

4600 Existing Building Improvement Services

Elementary

Secondary

Federal

Total

300 Purchased Professional and Technical Services

330 Other Professional Services

167,026.64

340 Technical Services

1,000.00

Total Purchased Professional and Technical Services

\$168,026.64

400 Purchased Property Services

450 Construction Services

1,744,003.93

Total Purchased Property Services

\$1,744,003.93

700 Property

750 Equipment – Original and Additional

129,834.84

760 Equipment – Replacement

351,399.79

780 Infrastructure Assets

834,977.40

Total Property

\$1,316,212.03

Total 4600 Existing Building Improvement Services

\$3,228,242.60

	<u>General Fund(10)</u>	<u>Public Purpose Trust(27)</u>	<u>Other Compt Approved (28)</u>	<u>Athletic / Activity(29)</u>	<u>Capital Reserve (690. 1850)(31)</u>
1000 Instruction					
1100 Regular Programs - Elementary / Secondary	10,365,338.17				
1200 Special Programs - Elementary / Secondary	3,226,109.71				
1300 Vocational Education	629,052.23				
1400 Other Instructional Programs - Elementary / Secondary	78,432.31				
1500 Nonpublic School Programs	61,667.13				
1800 Pre-Kindergarten	3,402.79				
Total Instruction	\$14,364,002.34				
2000 Support Services					
2100 Support Services - Students	786,149.55				
2200 Support Services - Instructional Staff	1,017,120.38				
2300 Support Services - Administration	2,172,962.44				
2400 Support Services - Pupil Health	387,535.56				
2500 Support Services - Business	390,556.66				
2600 Operation and Maintenance of Plant Services	2,377,509.12				
2700 Student Transportation Services	1,682,649.83				
2800 Support Services - Central	217,803.31				
2900 Other Support Services	214,346.76				
Total Support Services	\$9,246,633.61				
3000 Operation of Non-Instructional Services					
3200 Student Activities	585,378.47				
3300 Community Services	356.33				
Total Operation of Non-Instructional Services	\$585,734.80				
4000 Facilities Acquisition, Construction and Improvement Services					
4200 Existing Site Improvement Services					
4600 Existing Building Improvement Services					
Total Facilities Acquisition, Construction and Improvement Services					
5000 Other Expenditures and Financing Uses					
5100 Debt Service / Other Expenditures and Financing Uses	1,609,794.02				
Total Other Expenditures and Financing Uses	\$1,609,794.02				
TOTAL ACTUAL EXPENDITURES & OTHER FINANCING USES	\$25,806,164.77				

	<u>Capital Reserve (1431)(32)</u>	<u>Other Capital Projects Fund(39)</u>	<u>Debt Service(40)</u>	<u>Permanent(90)</u>	<u>Total</u>
1000 Instruction					
1100 Regular Programs - Elementary / Secondary					10,365,338.17
1200 Special Programs - Elementary / Secondary					3,226,109.71
1300 Vocational Education					629,052.23
1400 Other Instructional Programs - Elementary / Secondary					78,432.31
1500 Nonpublic School Programs					61,667.13
1800 Pre-Kindergarten					3,402.79
Total Instruction					\$14,364,002.34
2000 Support Services					
2100 Support Services - Students					786,149.55
2200 Support Services - Instructional Staff					1,017,120.38
2300 Support Services - Administration					2,172,962.44
2400 Support Services - Pupil Health					387,535.56
2500 Support Services - Business		12.00			390,568.66
2600 Operation and Maintenance of Plant Services					2,377,509.12
2700 Student Transportation Services					1,682,649.83
2800 Support Services - Central					217,803.31
2900 Other Support Services					214,346.76
Total Support Services		\$12.00			\$9,246,645.61
3000 Operation of Non-Instructional Services					
3200 Student Activities					585,378.47
3300 Community Services					356.33
Total Operation of Non-Instructional Services					\$585,734.80
4000 Facilities Acquisition, Construction and Improvement Services					
4200 Existing Site Improvement Services			1,134,152.62		1,134,152.62
4600 Existing Building Improvement Services			3,228,242.60		3,228,242.60
Total Facilities Acquisition, Construction and Improvement Services			\$4,362,395.22		\$4,362,395.22
5000 Other Expenditures and Financing Uses					
5100 Debt Service / Other Expenditures and Financing Uses					1,609,794.02
Total Other Expenditures and Financing Uses					\$1,609,794.02
TOTAL ACTUAL EXPENDITURES & OTHER FINANCING USES			\$4,362,407.22		\$30,168,571.99

LEA : 109248003 Saint Marys Area SD

Printed 12/13/2016 12:45:04 PM

PSERS Salary Data (Salary Data should relate to the General Fund only)

Amount Description	Amount
Total Salary Base for salaries subject to PSERS withholding	10,771,786.71
Total Federally Funded salaries subject to PSERS withholding	650,159.48
	<hr/>

Title I Expenditure Data

Amount Description	Amount
Expenditures Funded with Current Title I Funds	255,490.64
Expenditures Funded with Carry over Title I Funds	32,648.60
	<hr/>
Total Title I Expenditure Data	\$288,139.24
	<hr/>

Title I ARRA Amount

Amount Description	Amount
Portion of Total Title I Expenditures funded with ARRA Title I	<hr/>

Benefits for Staff Relative to Collective Bargaining Agreements

	OBJECT	COVERED	NOT COVERED	TOTAL
10 General Fund	No Self Insurance data to report			
	211 Medical Insurance	2,437,059.69	153,845.03	2,590,904.72
	212 Dental Insurance			
	215 Eye Care Insurance			
	216 Prescription Insurance	73,586.67		73,586.67
	271 Self-Insurance Medical Benefits			
	272 Self-Insurance Dental Benefits			
	275 Self-Insurance Eye Care Benefits			
	276 Self-Insurance Prescription Benefits			
	FUND TOTAL		\$2,510,646.36	\$153,845.03
50 Enterprise Fund	No Self Insurance data to report			
	211 Medical Insurance			
	212 Dental Insurance			
	215 Eye Care Insurance			
	216 Prescription Insurance			
	271 Self-Insurance Medical Benefits			
	272 Self-Insurance Dental Benefits			
	275 Self-Insurance Eye Care Benefits			
	276 Self-Insurance Prescription Benefits			
	FUND TOTAL			
60 Internal Service Fund	No Self Insurance data to report			
	211 Medical Insurance			
	212 Dental Insurance			
	215 Eye Care Insurance			
	216 Prescription Insurance			
	271 Self-Insurance Medical Benefits			
	272 Self-Insurance Dental Benefits			
	275 Self-Insurance Eye Care Benefits			
	276 Self-Insurance Prescription Benefits			
	FUND TOTAL			
Total of All Funds		\$2,510,646.36	\$153,845.03	\$2,664,491.39

LEA : 109248003 Saint Marys Area SD

Printed 12/13/2016 12:45:05 PM

Function	Special Education (Prior Year)	Nonspecial Education (Prior Year)	Total (Prior Year)	Special Education (Current Year)	Nonspecial Education (Current Year)	Total (Current Year)
2120 Guidance Services	28,915.19	549,388.66	578,303.85	30,211.22	574,013.17	604,224.39
2140 Psychological Services	83,225.13	9,247.24	92,472.37	130,874.73	14,541.64	145,416.37
2150 Speech Pathology and Audiology Services						
2160 Social Work Services						
2260 Instruction and Curriculum Development Services	193,134.25	61,953.90	255,088.15	221,002.56		221,002.56
2350 Legal and Accounting Services		23,890.46	23,890.46		13,250.00	13,250.00
2420 Medical Services						
2440 Nursing Services	9,535.04	181,165.70	190,700.74	11,512.08	218,729.48	230,241.56
2700 Student Transportation Services	338,964.00	1,221,554.00	1,560,518.00	400,691.27	1,281,958.56	1,682,649.83
Total	\$653,773.61	\$2,047,199.96	\$2,700,973.57	\$794,291.86	\$2,102,492.85	\$2,896,784.71

(PRINCIPAL AMOUNTS ONLY)

ALL GOVERNMENTAL FUND TYPES

	Short-Term Borrowing	General Obligation Bonds/Notes	Authority Building Obligations	Other Long-Term Debt	Other Post-Employment Benefits (OPEB)	Compensated Absences	Net Pension Liability	Total
1. Debt at Beginning of Fiscal Year		14,725,000.00			6,607.00	447,799.13	33,248,000.00	48,427,406.13
2. Additional Debt Incurred During Year					56,012.00		2,530,000.00	2,586,012.00
3. Retirements and Repayments		1,340,000.00				14,326.49		1,354,326.49
4. Debt at End of Fiscal Year		13,385,000.00			62,619.00	433,472.64	35,778,000.00	49,659,091.64
5. Accreted Interest at End Of Fiscal Year								
6. Total Debt and Accreted Interest		13,385,000.00			62,619.00	433,472.64	35,778,000.00	49,659,091.64
7. Current Portion P&I - Due within 1 year		1,613,760.50						1,613,760.50
8. Interest Paid during current fiscal year		269,786.82						269,786.82

(PRINCIPAL AMOUNTS ONLY)

ALL PROPRIETARY FUND TYPES

- 1. Debt at Beginning of Fiscal Year
- 2. Additional Debt Incurred During Year
- 3. Retirements and Repayments
- 4. Debt at End of Fiscal Year
- 5. Accreted Interest at End Of Fiscal Year
- 6. Total Debt and Accreted Interest
- 7. Current Portion P&I - Due within 1 year
- 8. Interest Paid during current fiscal year

Total Principal and Interest Payments Made by Your School - All Funds

Function	Fund		Principal (910)	Principal (920)	Interest (830)	Total (Principal +Interest)	Misc Other Uses (990)
5110	10	General Fund	1,340,000.00		269,786.81	1,609,786.81	
5110	20	Special Revenue Funds					
5110	30	Capital Projects Funds					
5110	40	Debt Service Fund					
5110	90	Permanent Fund					
5120	10	General Fund					
5120	20	Special Revenue Funds					
5120	30	Capital Projects Funds					
5120	40	Debt Service Fund					

Total Debt Payments - Governmental Funds			\$1,340,000.00		\$269,786.81	\$1,609,786.81	
---	--	--	-----------------------	--	---------------------	-----------------------	--

Function	Fund		Principal (910)	Principal (920)	Interest (830)	Total (Principal +Interest)
5110	50	Enterprise Fund				
5110	60	Internal Service Fund				
5120	50	Enterprise Fund				
5120	60	Internal Service Fund				

Total Debt Payments - Proprietary Funds						
--	--	--	--	--	--	--

Bond Details
Governmental Funds

Debt Category	Debt Issue Date (MM/YYYY)	Principal Amounts Only				Debt at End of Fiscal Year	Current Portion Due Within One Year (Principal and Interest)	Interest Paid During Fiscal Year
		Debt at Beginning of Fiscal Year	Additions	Reductions / Repayments				
General Obligation Bonds/Notes – CIB	05/2015	9,965,000.00		470,000.00	9,495,000.00	593,842.50	192,236.60	
General Obligation Bonds/Notes – CIB	05/2015	3,895,000.00		5,000.00	3,890,000.00	1,019,918.00	60,250.22	
General Obligation Bonds/Notes – CIB	12/2012	865,000.00		865,000.00			17,300.00	
Other Post-Employment Benefits (OPEB)		6,607.00	56,012.00		62,619.00			
Net Pension Liability		33,248,000.00	2,530,000.00		35,778,000.00			
Compensated Absences		447,799.13		14,326.49	433,472.64			
Totals for Debt Entered:		\$48,427,406.13	\$2,586,012.00	\$1,354,326.49	\$49,659,091.64	\$1,613,760.50	\$269,786.82	

General Fund (10)

Section 1: Tuition/Purchased Services as Reported within Expenditure Detail

	Amount
Tuition Reported in General Fund Expenditures 1000-560	590,253.97
Purchased Services in General Fund Expenditures 1000-594 and 1000-597	

Section 1 Total	\$590,253.97
------------------------	---------------------

Section 2: Tuition Paid to Institution Types During Fiscal Year

	Tuition Paid For Nonspecial Education	Tuition Paid For Special Education	Total
1 1306 Institutions			
2 Institutionalized Children's Programs			
3 Juveniles Incarcerated in Adult Facilities			
4 Residential Treatment Facilities			
5 Other Local Education Agencies	61,437.56	50,085.80	111,523.36
6 Brick and Mortar Charter Schools			
7 Cyber Charter Schools	199,879.99	35,448.68	235,328.67
8 Career and Technology Centers			
9 Approved Private Schools		101,042.40	101,042.40
10 PA Chartered Schools for the Deaf and Blind		125,733.06	125,733.06
11 Private Residential Rehabilitative Institutions			
12 Juvenile Detention Centers	16,626.48		16,626.48
13 Special Program Jointures			
14 Other Tuition Not Included Elsewhere In This Section			
Section 2 Total	\$277,944.03	\$312,309.94	\$590,253.97