

CARLISLE COMMUNITY SCHOOL DISTRICT



2013-2014 Annual Financial and Statistical Report

Learning for a Lifetime

Annual Financial &
Statistical Report

Published:
September 2014

Carlisle Community
School District
430 School Street
Carlisle, Iowa 50047

www.carlisle.k12.ia.us

Carlisle Board of Education

Rob Joiner, President

Susan James, Vice President

Jenny Foster

John Judisch

Michelle Tish

Bryce Amos, Superintendent of Schools

The Carlisle Community Schools, like every public school district in Iowa, is governed by a board of directors. They are responsible for determining policies, setting the budget and maintaining standards of excellence in education on behalf of the community. Board members are elected by the Carlisle Community School District voters for four-year terms during a regular election held the second Tuesday in September of odd-numbered years.

This report will be available on the district's website. To receive additional printed copies or for more information about anything in this report, please call (515)989-3589.

Superintendent	Bryce Amos	(515)989-3589
High School Principal	Dr. Tony Aylsworth	(515)989-0831
Middle School Principal	Dr. Keri Schlueter	(515)989-0833
Hartford Principal	Tim Norton	(515)989-0316
Elementary Principal	Barb Niemeyer	(515)989-0339
Business Manager	Jean Flaws	(515)989-3589
Human Resource	Dr. Brandon Eighmy	(515)989-3589

*Learning
for a
Lifetime*

Consultants and Advisors

Independent Auditor

Hunt & Associates, P.C.
1201 High Avenue West
Oskaloosa, IA 52577

Attorney

Drew Bracken
Ahlers & Cooney, P.C.
100 Court Avenue, Suite 600
Des Moines, IA 50309-2231

Official Depositories

Great Western Bank

100 1st Street
Carlisle, Iowa 50047

Peoples Bank

1015 Hwy 5
Carlisle, Iowa 50047

ISJIT

700 Second Ave., Ste. 100
Des Moines, IA 50309-1731

Bankers Trust

453 7th Street
Des Moines, IA 50304-0897

Insurance

Goodhue Nolte Insurance

100 IA-5 S
Carlisle, Iowa 50047

Wellmark Blue Cross Blue Shield

P.O. Box 10353
Des Moines, IA 50306

EMC National Life Company

PO Box 9202
Des Moines, Iowa 50306-9202

Madison National Life

PO Box 88789
Milwaukee, WI 53288-0789

Aveis

PO Box 52718
Phoenix, AZ 85072

Learning for a Lifetime

Mission Statement

CHARACTER, SERVICE AND EXCELLENCE IN
EVERYTHING WE DO

District Belief Statements

We believe that:

- Education
 - meets the needs of all students by being current and relevant.
 - prepares students to lead productive, moral, responsible lives.
- Communities
 - are valuable sources of information and expertise in the education of our students.
- Educators
 - are well-trained and proponents of life-long learning.
 - model desirable traits and serve as partners in learning for students and families.
- Students
 - deserve a safe, caring environment where their needs are met.
 - learn respect for themselves and others.
 - need developmentally appropriate opportunities to learn and explore.
 - are encouraged to strive for excellence in every endeavor.

Vision Statement

The Carlisle Community School District, in partnership with students, families, and our community is dedicated to:

- meeting the needs of all students.
- recognizing the uniqueness of each child.
- preparing students to lead productive, moral, responsible lives.

Adopted 7/14/03

*Learning
for a
Lifetime*

Financial Highlights

- The Fiscal Year 2014 budget enrollment was 1787.29, an increase of 4.97 students from the Fiscal Year 2013 budget enrollment count. The legislature approved 2% allowable growth with an additional 2% supplemental aid.

- Interest earnings for the 2013-2014 school year totaled \$19,859.33 for all funds.

- The district began to partial self-fund health insurance offered to employees for the 2010-2011 school year. At fiscal year end 2013-2014, there was a balance of \$511,864.60.

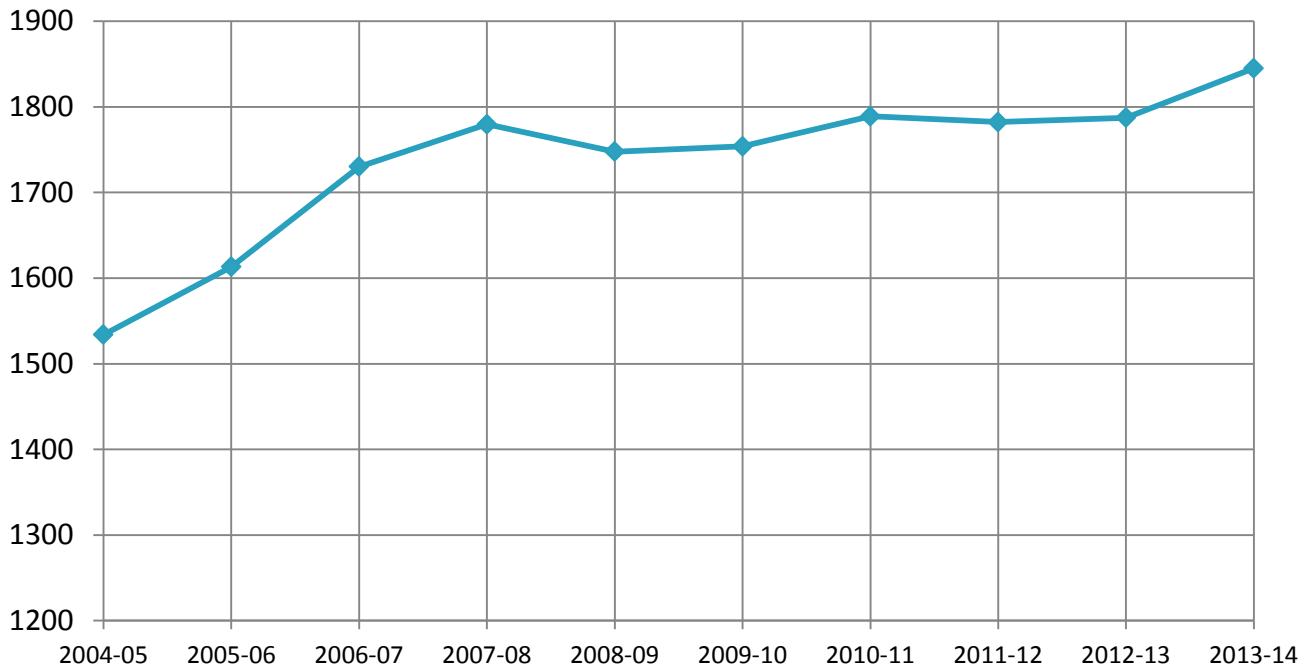
- The district was the recipient of many generous donations during 2013-2014 totaling \$98,646.57 from various organizations such as PTO, Booster Club, CYA, Wells Fargo and Wellmark employees, parents, local patrons and businesses. These donations benefited many programs.

- During 2013-2014, the district also was the recipient of several grants applied for by employees totaling \$32,175. Grants received included United Way Grant, General Mills Grant, and BRAVO Culture Grant.

- High school students earned a total of 1,673 college credits through 605 classes taken during 2013-2014.

Student Enrollment History

Certified Enrollment



1534.0	1613.2	1730.2	1779.7	1747.7	1753.8	1788.97	1782.3	1787.3	1845.01
--------	--------	--------	--------	--------	--------	---------	--------	--------	---------

Total certified enrollment for 2013-2014 was 1845.01 with 127.7 FTE teachers.



Open Enrollment

Iowa Code section 282.18 maximizes parental choice in providing a wide range of educational opportunities which are not available for pupils because of where they live. Following are lists of Open Enrollments coming into and going out of the Carlisle School District for the 2013-2014 school year:

OPEN ENROLLMENTS IN

from	Ankeny	3 students
	Des Moines	150 students
	I-35	2 students
	Indianola	21 students
	Norwalk	2 students
	Pleasantville	10 students
	SE Polk	17 students
	Urbandale	2 students
	Van Meter	1 student
	Waukee	2 students
	West Des Moines	<u>6 students</u>
	Total	216 students

OPEN ENROLLMENTS OUT

to	Bondurant-Farrar	2 students
	CAM	3 students
	Clayton Ridge	2 students
	Dallas Center Grimes ..	1 student
	Des Moines	38 students
	Indianola	11 students
	Pleasantville	2 students
	Southeast Polk	3 students
	Southeast Warren	1 student
	West Des Moines	<u>2 students</u>
	Total	65 students

	2006-07	2007-08	2008-09	2009-10	2010-11	2011-12	2012-13	2013-14
Open Enrollment "IN"	67	69	96	127	139	174	198	216
Open Enrollment "OUT"	60	71	64	56	59	58	64	65
Open Enrollment Comparison	+7	-2	+32	+71	+80	+116	+134	+151

Special Education

It is the responsibility of each eligible individual's resident local education agency to provide or make provision for appropriate special education and related services to meet the requirements of state and federal statutes and rules.

Each local education agency shall ensure the provision of full educational opportunity to children requiring special education.

Following are lists of the Tuition In and Tuition Out special needs students:

TUITIONED IN

from	Ankeny	2 students
	Des Moines	20 students
	Indianola	4 students
	Norwalk	1 student
	Pleasantville	2 students
	Southeast Polk	4 students
	Urbandale	1 student
	West Des Moines	<u>2 students</u>
	Total	36 students

TUITIONED OUT

to	Des Moines	8 students
	DMACC	11 students
	East Sac County.....	1 student
	Indianola	2 students
	Johnston	1 student
	Mason City	1 student
	Southeast Polk	2 students
	Waverly Shell Rock	<u>1 student</u>
	Total	27 students

A total of 220 students were served in the special education program during the 2013-2014 school year by 21 teachers and 41 associates.

In addition, \$82,689 Part B funding was received during the 2013-2014 fiscal year. These Part B funds are federal financial assistance dollars under the provisions of the Individuals with Disabilities Education Act and are used to help defray the costs of educating students with disabilities.

The district received \$207,694.52 in 2013-2014 in Medicaid reimbursement.

Special Programs

EARLY CHILDHOOD

The district continued to receive the Statewide Voluntary Preschool Grant for the 2013-2014 school year in the amount of \$394,805.00. Expenditures totaled \$290,552.30 leaving a carryover balance of \$220,870.73. The program, employing 3 teachers plus classroom associates, served 105 preschool students. Because of the receipt of grant funds, the district is able to offer the preschool program and provide transportation at no cost to the parents. The district offers a morning and an afternoon session with classes meeting 4 days a week.


ELP/TALENTED AND GIFTED

Iowa Code section 257.43 requires each school district to incorporate talented and gifted programming into its comprehensive school improvement plan. Iowa Code section 257.46 specifies that the funding formula for the talented and gifted program be a combination of the state's allowable growth funds and local district funds. Expenditures for this program during the 2013-2014 school year totaled \$161,441.01. One hundred fifty-two students were served in the district's program. The program is served by two and one-half full-time teachers.


HOME SCHOOL

Twenty-eight students were served in the district's home school assistance program and dual enrolled during the 2013-2014 school year. The district does provide the services of a home school coordinator to those students and families. Part of the district's property tax funds are allocated to the home school program. Expenditures for the 2013-2014 home school program totaled \$36,205.92.


Student Information



HIGH SCHOOL
Grades 9 - 12
 Student/FTE
 Teacher Ratios
 17.4 to 1



MIDDLE SCHOOL
Grades 6 - 8
 Student/FTE
 Teacher Ratios
 16.1 to 1



HARTFORD UPPER ELEMENTARY
Grades 4 - 5
 Student/FTE
 Teacher Ratios
 14.6 to 1



CARLISLE ELEMENTARY
Grades PS - 3
 Student/FTE
 Teacher Ratios
 16.6 to 1

STUDENT POST GRADUATE FOLLOW-UP CLASS OF 2014

Attending 4 year college	66
Attending 2 year college	46
Other post-secondary	3
Employment	12
Active military services	6
Unknown	7

Faculty Breakdown



HIGH SCHOOL

of Teachers and Qualifications

BA	BA+15	BA+30	BA+45/MA	MA+15	MA+30	MA+45
14	4	2	10	4	1	1



MIDDLE SCHOOL

of Teachers and Qualifications

BA	BA+15	BA+30	BA+45/MA	MA+15	MA+30	MA+45
4	5	4	11	2	1	1



UPPER ELEMENTARY

of Teachers and Qualifications

BA	BA+15	BA+30	BA+45/MA	MA+15	MA+30	MA+45
10	4	1	2	1	0	1



ELEMENTARY

of Teachers and Qualifications

BA	BA+15	BA+30	BA+45/MA	MA+15	MA+30	MA+45
18	0	3	21	4	0	0

YEARS OF EXPERIENCE	# OF TEACHERS
0-5 years	39
6-10 years	33
11-15 years	30
more than 15 years	26

Absences

	# of Employees w/benefit	Sick Leave	Family Sick Leave	Personal	Bereave Family	Bereave Friend	Professional	Average Days Absent Per EE
Faculty	148	1160.5	236	241.5	55	30.5	430	12.96
Secretary	8	51.5	12	10.5	5.5	4	0	8.94
Nutrition	6	34.5	2.5	12.5	0	0	0	7.83
Cust/Bus Driver	35	302.5	28.5	64.5	17	10.5	0	11.27
AVERAGE DAY/DAYS OF ABSENCE PER EMPLOYEE								
Faculty		7.8	1.6	1.6	0.4	0.2	2.9	12.96
Secretary		6.4	1.5	1.3	0.7	0.5	0.0	8.94
Nutrition		5.8	0.4	2.1	0.0	0.0	0.0	7.83
Custodian/Bus Driver		8.6	0.8	1.8	0.5	0.3	0.0	11.27

Unused Leave	# of Employees w/benefit	Sick Leave	Personal Leave
Faculty	148	8,658.50	185
Secretary	8	626.5	9.5
Nutrition	6	522	8
Cust/Bus Driver	35	1,752	24.5

Extra Teacher Compensation

In an effort to maintain and advance the educational excellence in the state of Iowa and to respond to teacher shortages and declining comparability of Iowa teachers' salaries with other states, the state of Iowa has established several funding sources listed below with the 2013-2014 allocation amounts received.

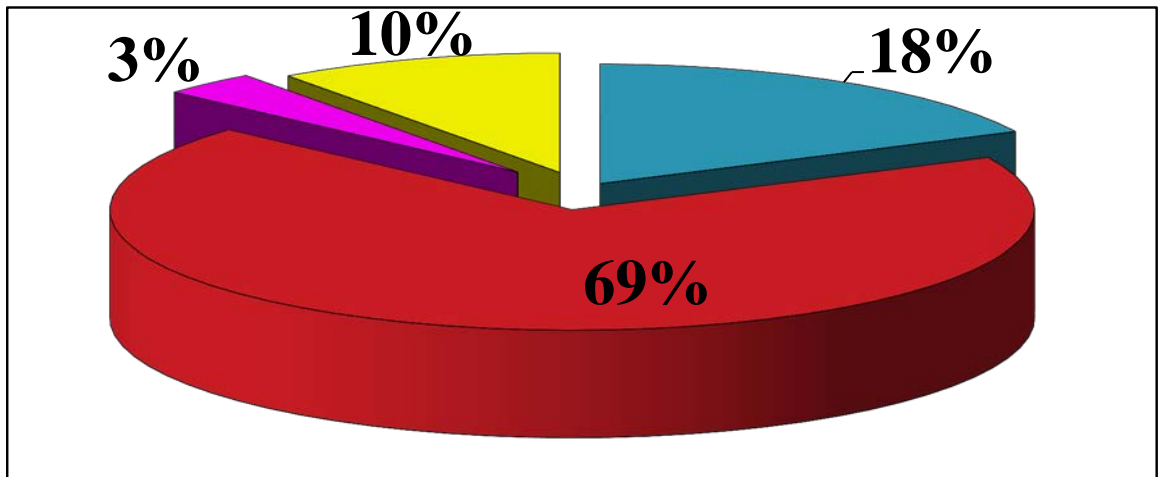
State Money	Description	Amount
TSS (Teacher Salary Supplement)	Extra teacher compensation, paid to teachers This compensation is paid monthly to the teachers and the amount is figured on an FTE (full-time employee) basis.	911,702.00
Professional Development – Regular & Core Curriculum Extra Professional Development Day	Funds paid to teachers for time spent on professional development outside the normal working day plus registration fees for workshops and for presenters. Per diem compensation for an extra professional development day also comes from this money.	92,064.00
Teacher Mentoring	Mentors are assigned to first and second year teachers to provide help and support. Each mentor receives \$1,000 for their service.	20,800.00



Revenues

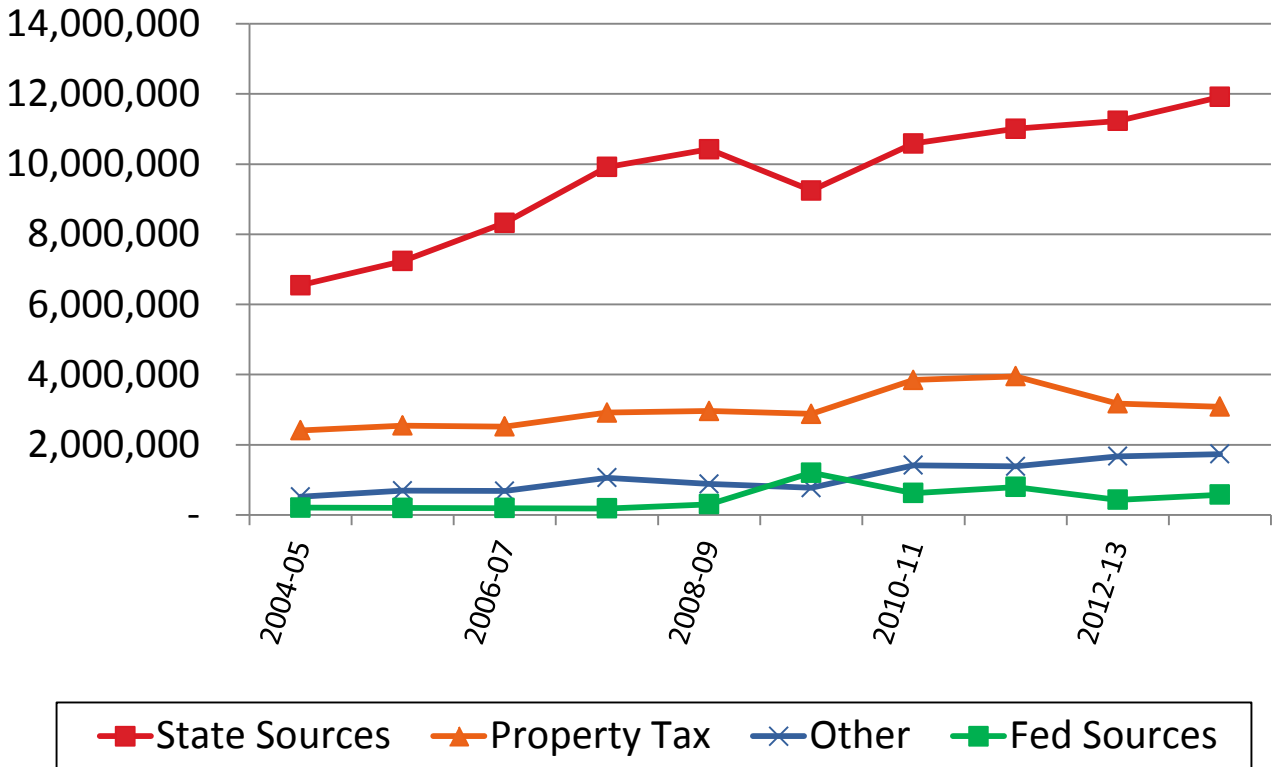
SUMMARY OF FINANCING FOR GENERAL FUND

Property Tax	\$ 3,082,430
State Sources	\$ 11,911,992
Federal Sources	\$ 576,726
Other Funding	\$ 1,732,669



■ Property Tax ■ State Sources ■ Federal Sources ■ Other Funding

Actual Revenue History General Fund



What is included in the revenue groupings?

State Sources

State Aid, Preschool State Aid, AEA Flow thru, Teacher Compensation, Early Intervention, Non-public Transportation Aid

Property Tax

Warren and Polk County Taxes: regular, mobile home

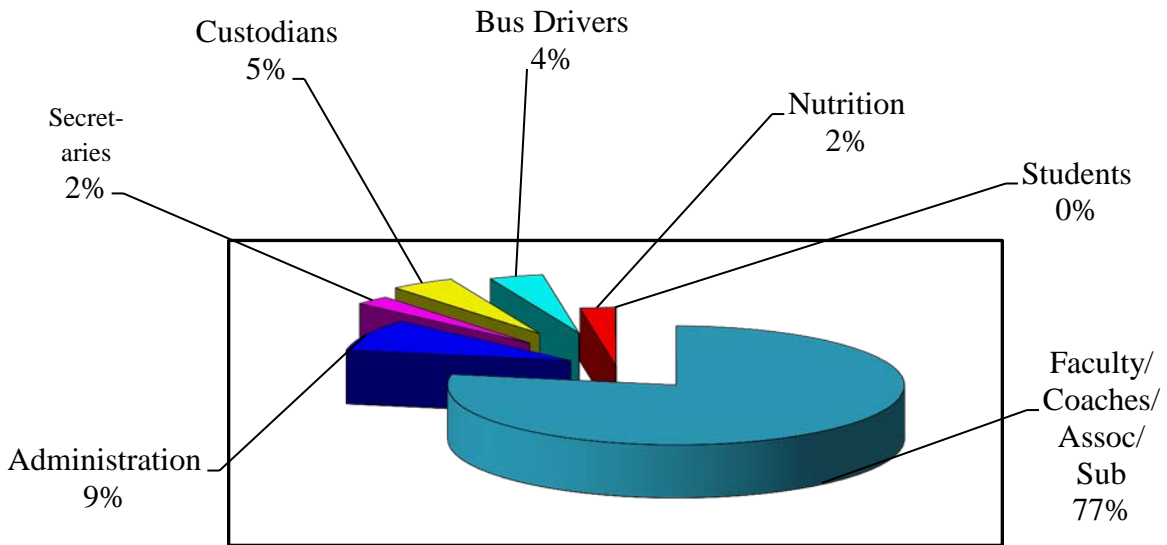
Other:

Open Enrollment, Special Education, Instructional Material Fees, Discretionary Transportation, Facilities Rental, Interest Earnings, Donations, Miscellaneous

Federal Sources:

Title I, Title II-A, Title VI, Special Education Part B, Carl Perkins, Medicaid

Employee Salaries



Faculty/Coaches/Assoc/Sub	\$ 8,370,554
Administration	\$ 946,704
Secretaries	\$ 264,237
Custodians	\$ 486,462
Bus Drivers	\$ 410,201
Food Service	\$ 265,207
Students	\$ 7,641

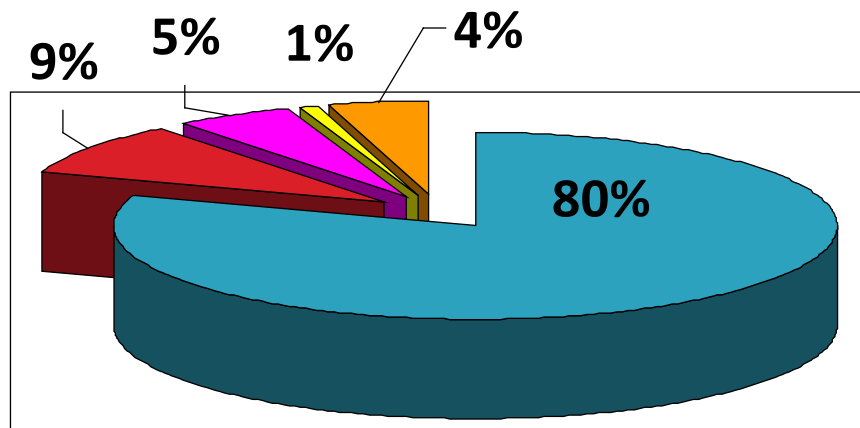
Salaries and benefits in the General Fund constituted 79.5% of the annual expenditures of the General Fund.

During 2013-14 there were 420 full and part-time employees of the School District.

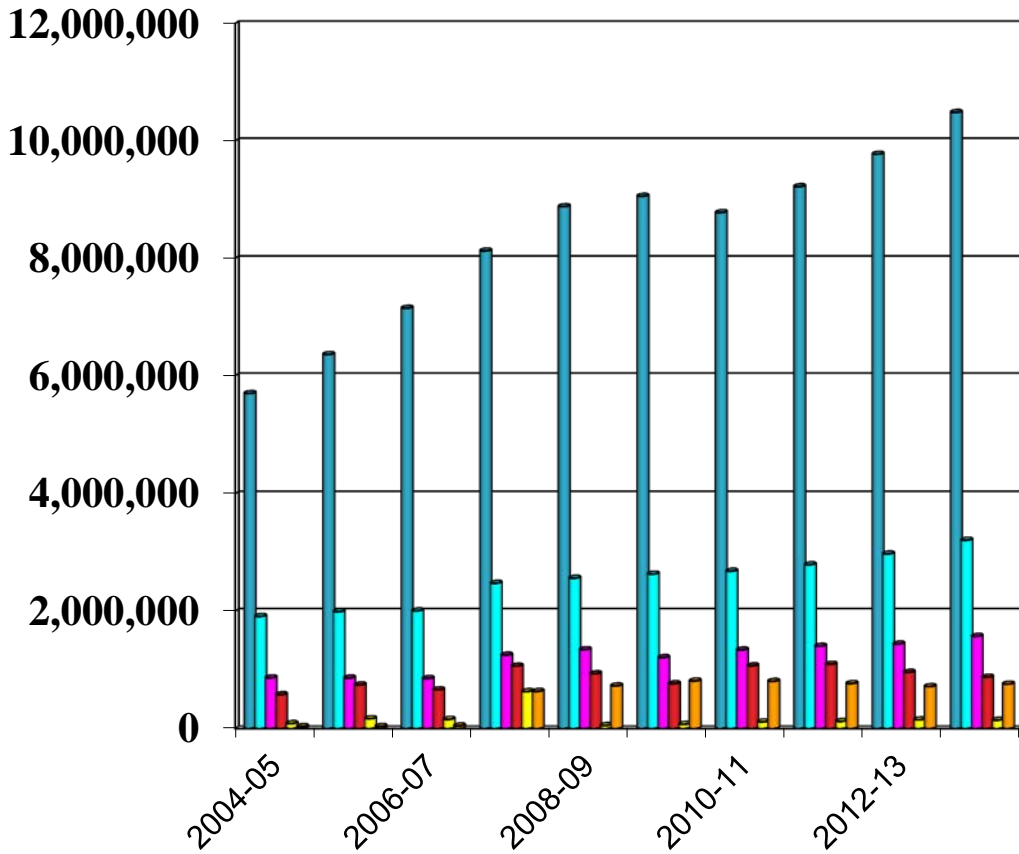
Expenditures

Summary of Expenditures - General Fund

Salaries	10,485,801
Benefits	3,210,109
Services	1,572,338
Supplies	876,763
Capital Outlay	144,295
Other	758,868



Expenditure History General Fund

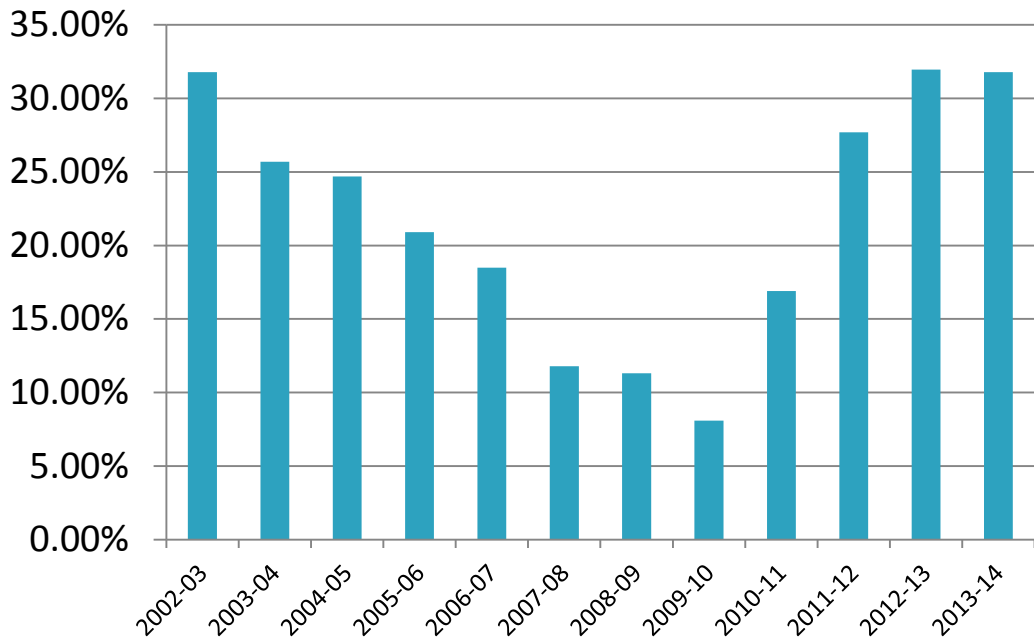


■ Salaries
 ■ Benefits
 ■ Services
 ■ Supplies
 ■ Cap Outlay
 ■ Other

Expenditures in the General Fund increased in the areas of salaries/benefits, services and other from 2012-2013.

Solvency Ratio

Solvency Ratio History



Solvency Ratio is an indicator of the financial position of the district. It is calculated by dividing the unassigned fund balance by the general fund revenues.

Target solvency ratio:	10 to 15 percent
Acceptable ratio:	5 to 10 percent
Solvency alert:	0 to 5 percent
Solvency concern:	lower than 0 percent

Capital Projects

Local Option Sales Tax/Statewide Penny

•A Local Option Sales Tax for Warren County was passed on January 13, 2004. The Warren Co. Sales Tax plus the Polk Co. Sales Tax will be used to pay off the revenue bond that was issued July 7, 2004. Revenue from this bond was used for the Football Stadium and High School Gym improvements along with the Early Childhood Center. Polk County local option sales tax revenue that was received for 2013-2014 was \$468,891.00. Warren County local option sales tax revenue received was \$1,093,665.83.

•Statewide Penny Legislation passed in the spring of 2008 with Governor Culver signing on May 6, 2008. This legislation replaced the current local option sales tax as it expires in Polk (2010) and Warren (2014) Counties assuring more equal distribution of monies based on student population. The voters passed the Revenue Purpose Statement authorizing expenditure of revenues from the State of Iowa Secure An Advanced Vision for Education Fund (SAVE) on Sept. 9, 2008. Projected revenues allowed the district to bond for 11,325,000 to fund infrastructure projects at the Hartford building and at the high school. The projects began the summer of 2009 with and were completed the summer of 2011.

•Money received in 2013-2014 was used for the following items:

- Elementary re-roofing project
- Parking lot upgrade
- Payment on bonds for Hartford and High School Infrastructure Projects
- Field turf project

PPEL/VPPEL

•On Sept. 11, 2007, patrons voted to reinstate the Voted PPEL in the amount of \$1.34 by a vote of 277 to 241. The district began receiving these funds in July 2008. The money is used to buy transportation vehicles, equipment > \$500 and fund infrastructure projects.

•Money received in 2013-2014 was used for the following items:

- Musical instruments
- Technology equipment
- Student information program
- Snow plow, bus, pickup and field groomer purchases
- Parking lot upgrade
- Security project completion
- Wall work – Administration and Elementary

Transportation

The transportation fleet consists of 22 vehicles used for transporting students; 16 buses, 4 vans and 2 suburbans.

Miles traveled during 2013-2014:

- Buses traveled a total of 145,385 miles
- Vans/suburbans traveled a total of 79,909 miles

Discretionary transportation was introduced during FY04. Revenue received for this added service amounted to \$21,179.80 in the 2013-2014 school year. A total of 174 students signed up to use this program. Current rate for this service is \$90 per student per quarter or \$150 per family per quarter. The fees paid fund the costs of the service.

The district purchased a brand new bus in July, 2013.

Through a state program, families residing in the Carlisle district and sending students to non public private schools can receive reimbursement for transporting the students if a completed form is submitted to the resident district. The district then files a report with the state in order to receive the funds to distribute to the families. Fifteen families were reimbursed for private school transportation for 2013-2014.



Nutrition

A total of 230,223 student lunches were served during the 2013-2014 school year of which 66,305 were free and 16,377 were reduced. The district served 57,547 student breakfasts with 31,095 being free and 4,218 reduced.

The amount of federal aid received for the breakfast and lunch program was \$359,843.23. The amount of state aid received for the breakfast and lunch program totaled \$8,384.95. The district received commodities valued at \$41,344.10.

Meal prices were increased for the 2013-2014 school year per federal guidelines.

Students: Breakfast \$1.35 Lunch \$ 2.15

Adults: Breakfast \$1.35 Lunch \$ 3.20



Building Trades

CONSTRUCTION CLASS

The Carlisle Community School District has been very fortunate to have instructors who have worked with students who are interested in construction. A new building has been constructed each year for the past 35 years. Mr. Wayne Fleishman instructed the class for the first 16 years followed by Mr. Al Stoner for the next 13 years. Mr. Jesse Seufferer took over the class in 2007-2008. Mr. Matt Hesse led the program beginning in 2011-2012. No house was built during the 2013-2014 school year. Following is list of the addresses of the buildings:

1978-1979	720 Market St., Carlisle
1979-1980	120 N. 6 th St, Carlisle
1980-1981	The Carlisle Public Library
1981-1982	24 Park St., Carlisle
1982-1983	222 Park St., Carlisle
1983-1984	610 Market St., Carlisle
1984-1985	635 9 th St., Carlisle
1985-1986	945 9 th St., Carlisle
1986-1987	835 Terrace Dr., Carlisle
1987-1988	725 Terrace Dr., Carlisle
1988-1989	625 Market St., Carlisle
1989-1990	1325 Hardin Dr., Carlisle
1990-1991	225 Main St., Carlisle
1991-1992	530 Main St., Carlisle
1992-1993	45 Elm St., Carlisle
1993-1994	65 Elm St., Carlisle
1994-1995	425 Highland Dr., Carlisle
1995-1996	415 Highland Dr., Carlisle
1996-1997	1290 S. 5 th Street, Carlisle
1997-1998	215 N. 6 th St., Carlisle
1998-1999	3000 E. Diehl Ave, Des Moines
1999-2000	840 William Nowles Circle, Carlisle
2000-2001	535 Veterans Memorial Dr., Carlisle
2001-2002	615 Veterans Memorial Dr., Carlisle
2002-2003	605 Veterans Memorial Dr., Carlisle
2003-2004	715 William Nowles Dr., Carlisle
2004-2005	830 William Nowles Circle, Carlisle
2005-2006	1130 Lyle Murphy Drive, Carlisle
2006-2007	1105 Lyle Murphy Drive, Carlisle
2007-2008	1140 Bellflower Drive, Carlisle
2008-2009	1130 Bellflower Drive, Carlisle
2009-2010	1120 Bellflower Drive, Carlisle
2010-2011	1035 Bellflower Drive, Carlisle
2011-2012	1045 Bellflower Drive, Carlisle
2012-2013	1055 Bellflower Drive, Carlisle

The most recent house was sold for \$197,000. The houses are not priced to make a substantial profit. Only enough to cover expenses and to help defray cost of tools and equipment to use in the trade. A storage garage has been built with some of the profits to house their equipment along with instructional materials for the CAD Lab .

Insurance

2013-2014 Insurance Information

Company	Insurance Type	Deductible	Coinsurance	Limits	Add'l Info	Cost	
EMC	Property	1,000	90%	37,661,674	Replacement Costs	45,285.00	
	General Liability	1,000		1,000,000		13,409.00	
	Auto	100/Collision		1,000,000		15,989.00	
	Crime	\$0 - \$1,010		1,500 - 101,000		1,822.00	
	Workers Comp			500,000		201,404.00	
	Umbrella			5,000,000		6,278.00	
	Errors & Omissions			1,000,000		4,784.00	
	Pollution			500,000		1,125.00	
	Data Compromise					372.00	
	Builders Risk	1,000		0		0.00	
	Group Excess - IASB Safety Program				15,000,000		3,466.00

Wellmark	Health – PPO	500	90%		Single	552.84
					Family	1,382.42
	Health – PPO	1000	90%		Single	469.67
			(after deductible met)		Family	1,174.50
	Dental				Single	36.75
				Family	100.45	

EMC National Life Company	Life	\$50,000 Coverage				7.00
---------------------------	------	-------------------	--	--	--	------

Madison National Life	Long-term disability					.0023/\$1,000
-----------------------	----------------------	--	--	--	--	---------------

Additional Facts

Public education is an investment in the future

- The 2013-2014 regular program district cost per pupil was \$6,121.
- The total school tax levy for 2013-2014 was 17.91246 per \$1,000 of taxable valuation, a decrease of \$0.6652 from 2012-13.
- District Taxable Valuation per pupil = 163,328 while the State Taxable Valuation per pupil = 295,796.
- Taxable valuation for 2013-2014 was:

Polk County	94,350,157
<u>Warren County</u>	<u>204,015,304</u>
Total	298,365,461

This is an increase of 5.53% in Polk County, 0.74 % in Warren County for a 2.21% increase overall in taxable valuation.



*Your support makes
educational
opportunities available*