







JONESBORO-HODGE HIGH SCHOOL

2015-2016 • Jackson Parish • Grades 9-12 • 025005

B

262 Enrolled • 5% Special Education • 81% Economically Disadvantaged

SPS = 95.5

INDICATOR	SCHOOL	14/15 vs 15/16	MINORITY STUDENTS	STUDENTS WITH DISABILITIES	ECONOMICALLY DISADVANTAGED STUDENTS	DISTRICT	STATE	NATIONAL
End of Course Exams On Track (Good or Excellent)	65%	 IMPROVED	62%	N/A	63%	61%	61%	N/A
ACT: Average Score	15.1	 DECLINING	14.4	N/A	14.2	17.6	19.3	19.7
Graduates Earning 18 and Above on ACT or Silver and Higher on WorkKeys Certificates	64%	N/A	63%	N/A	58%	76%	75%	N/A
Students Graduating in Four Years with a Diploma	91%	 IMPROVED	90%	N/A	91%	93%	78%	83%
Graduates Scoring 3+ on Advanced Placement Test or 50+ on CLEP	<5%	 STEADY	<5%	N/A	<5%	<5%	8%	22%
Graduates Earning TOPS-aligned Dual Enrollment Credit	9%	 DECLINING	7%	N/A	<5%	23%	18%	N/A
Students Enrolling in College after Graduating	37%	 DECLINING	44%	N/A	29%	47%	58%	68%

DID THIS SCHOOL MAKE PROGRESS WITH STUDENTS WHO STRUGGLED ACADEMICALLY?

Schools earn a maximum of 10 progress points for students previously non-proficient but who exceeded expectations in the current year.

TOTAL POINTS EARNED

3.2

2013-2014		2014-2015		2015-2016		 FAMILY Support TOOLBOX	 DATA CENTER
D	SPS 65.7	C	SPS 77.4	B	SPS 95.5		