

NEWSLA ELEMENTARY

Getting Started

Great news! Your teacher has signed up your class for Newsela Elementary. It will only take a moment to get set up.

The first step is to create your own account. To do this you will need the **sign-up code** for your class, located in the grey box on the right.

If you already have an account, you can [add more classes](https://newsela.com/~join) (<https://newsela.com/~join>).

Your Sign-Up Code

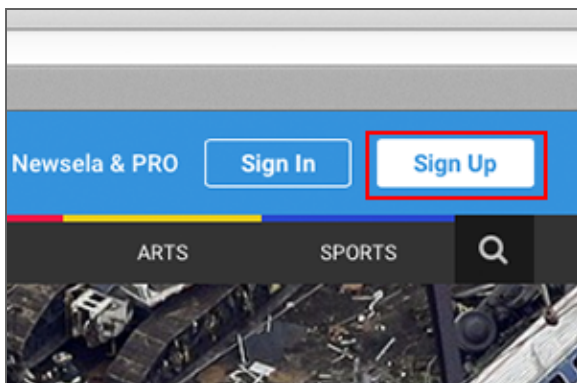
GNV9PZ

There are 2 ways to sign up for a username

Option 1: Create a Newsela username and password

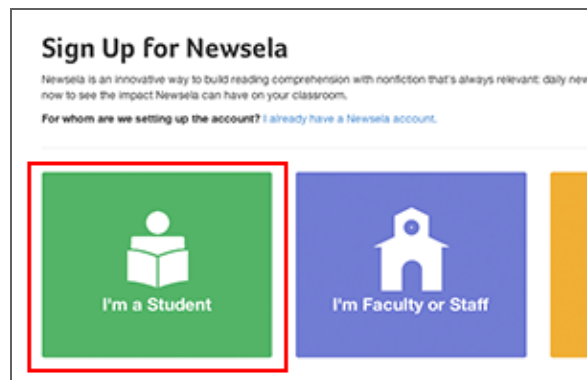
1

Visit e.newsela.com and click on **Sign Up Now**



2

Click on **"I'm a Student"**



3

Fill out all the fields and click **Sign Up**
IMPORTANT

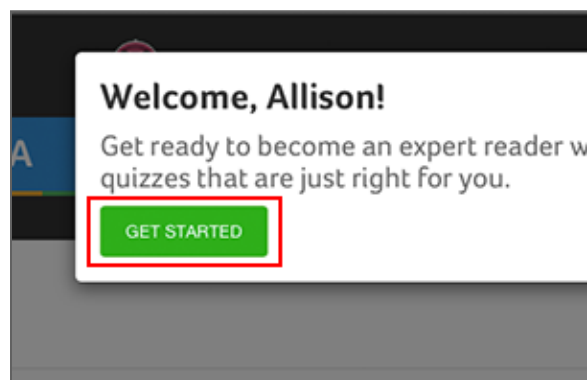
Your sign up code is **GNV9PZ**

Your password must be at least six characters

A screenshot of the 'Account Information' sign-up form. It contains several input fields: 'Sign Up Code' (with a placeholder 'Get this from your teacher or parent'), 'First Name', 'Last Name', 'Username', 'Password', and 'Confirm Password'. At the bottom right of the form, there is a blue 'Sign Up' button highlighted with a red rectangular box.

4

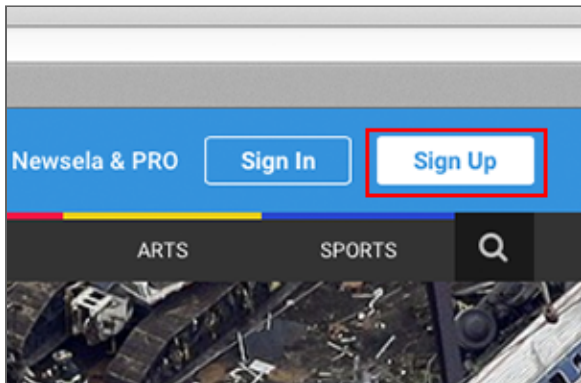
A welcome message will appear.
Click **Get Started**



Option 2: Use an existing Google email address

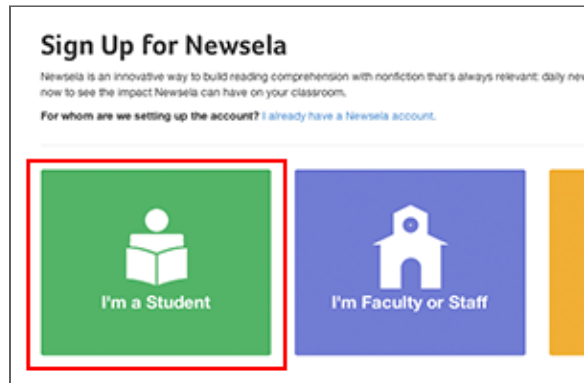
1

Visit e.newsela.com and click on **Sign Up Now**



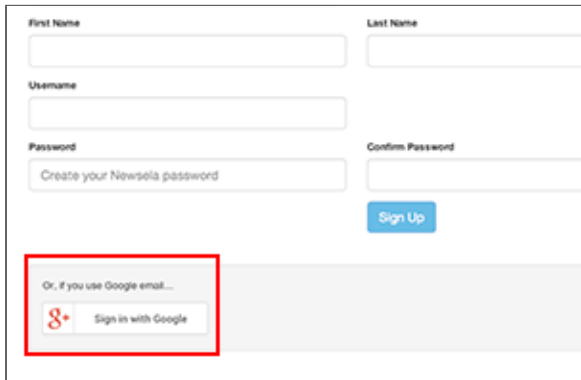
2

Click on **"I'm a Student"**



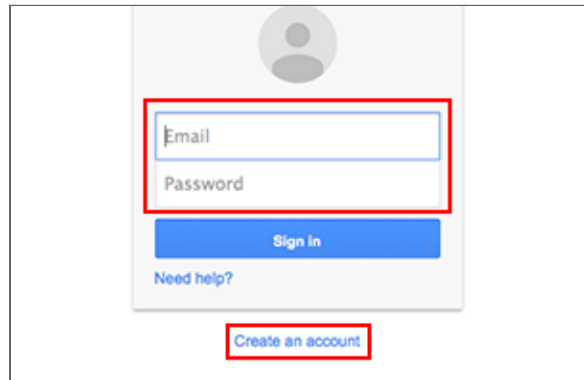
3

Click **"Sign in with Google"**



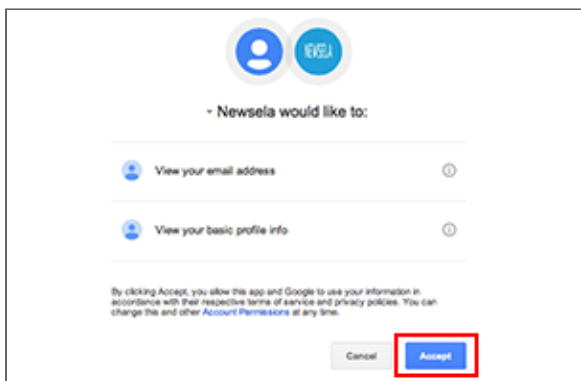
4

Type your Google email and password.
Click on **"Sign In"**



5

Click **Accept**



6

Fill out all the fields and click **Sign Up**

IMPORTANT

Your sign up code is *GNV9PZ*

