

## Step 1: Sign in / sign up

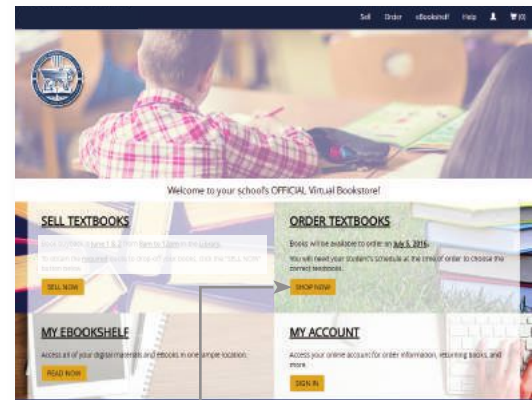
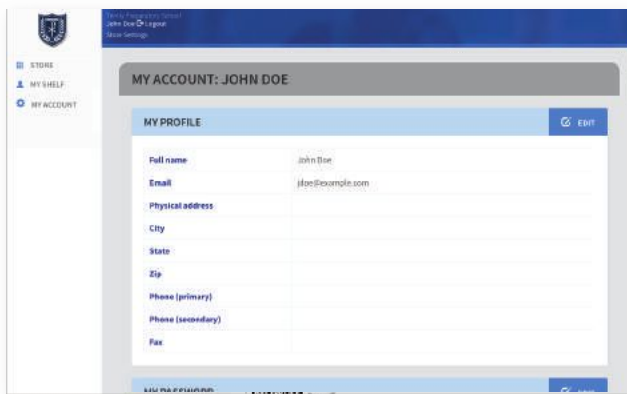
Visit your online bookstore website:  
[sfc.shelfit.com](http://sfc.shelfit.com)

Login (or sign up if you are a new user).



## Step 2: Access the bookstore

After you log in, click the Store link on the left side menu to access the bookstore.

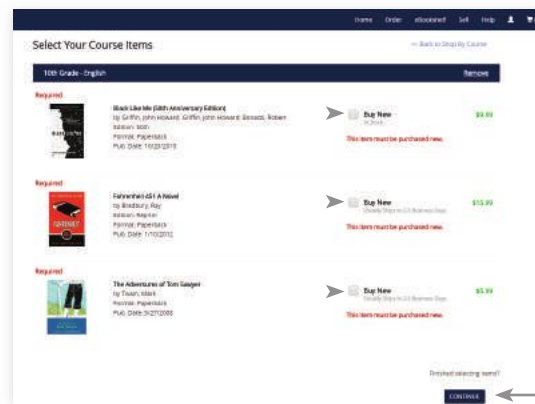


From the main store screen, click Shop Now

## Step 3: Select your term, courses and books.



Choose your courses & click Continue



Choose your books and click continue

## Step 4: Review your order and complete the checkout process by logging into your Shelf It account.

*Bookstore opens July 5th!*

Virtual Bookstore Powered By: