

TEXAS EDUCATION AGENCY 2016 Accountability Summary WHITEHOUSE ISD (212906)

Accountability Rating

Met Standard

Met Standards on

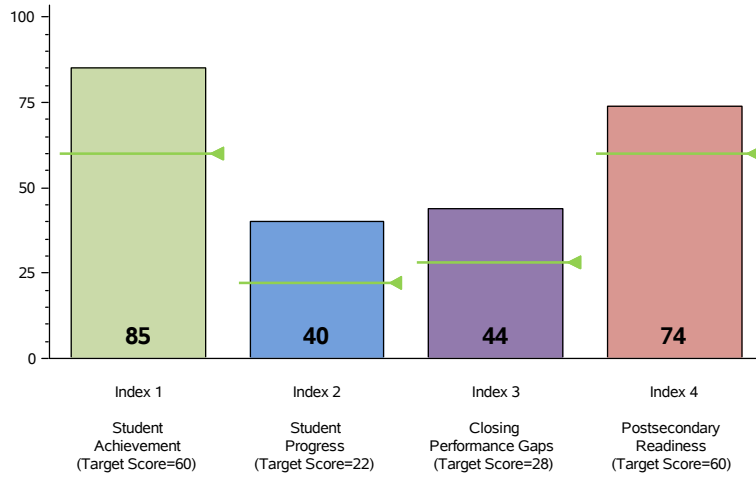
- Student Achievement
- Student Progress
- Closing Performance Gaps
- Postsecondary Readiness

Did Not Meet Standards on

- NONE

In 2016, to receive a Met Standard or Met Alternative Standard rating, districts and campuses must meet targets on three indexes: Index 1 **or** Index 2 **and** Index 3 **and** Index 4.

Performance Index Report



Distinction Designation

Postsecondary Readiness

Percent of Eligible Measures in Top Quartile
5 out of 15 = 33%

NO DISTINCTION EARNED

Performance Index Summary

Index	Points Earned	Maximum Points	Index Score
1 - Student Achievement	6,591	7,725	85
2 - Student Progress	643	1,600	40
3 - Closing Performance Gaps	1,220	2,800	44
4 - Postsecondary Readiness			
STAAR Score	12.6		
Graduation Rate Score	23.7		
Graduation Plan Score	19.5		
Postsecondary Component Score	17.8		74

System Safeguards

Number and Percentage of Indicators Met	
Performance Rates	35 out of 40 = 88%
Participation Rates	18 out of 18 = 100%
Graduation Rates	6 out of 6 = 100%
Met Federal Limits on Alternative Assessments	0 out of 1 = 0%
Total	59 out of 65 = 91%

For further information about this report, please see the Performance Reporting Division website at <https://rptsrv1.tea.texas.gov/perfreport/account/2016/index.html>

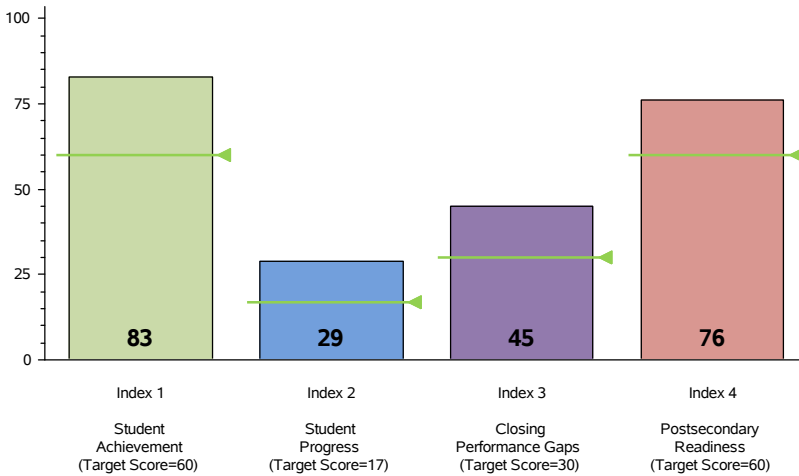
TEXAS EDUCATION AGENCY
2016 Accountability Summary
 WHITEHOUSE H S (212906001) - WHITEHOUSE ISD

Accountability Rating

Met Standard

Met Standards on	Did Not Meet Standards on
- Student Achievement - Student Progress - Closing Performance Gaps - Postsecondary Readiness	- NONE
In 2016, to receive a Met Standard or Met Alternative Standard rating, districts and campuses must meet targets on three indexes: Index 1 or Index 2 and Index 3 and Index 4.	

Performance Index Report



Performance Index Summary

Index	Points Earned	Maximum Points	Index Score
1 - Student Achievement	1,559	1,888	83
2 - Student Progress	342	1,200	29
3 - Closing Performance Gaps	1,080	2,400	45
4 - Postsecondary Readiness			
STAAR Score	14.7		
Graduation Rate Score	23.7		
Graduation Plan Score	19.5		
Postsecondary Component Score	17.8		76

Distinction Designation



Academic Achievement in ELA/Reading	NO DISTINCTION EARNED
Academic Achievement in Mathematics	NO DISTINCTION EARNED
Academic Achievement in Science	DISTINCTION EARNED
Academic Achievement in Social Studies	NO DISTINCTION EARNED
Top 25 Percent Student Progress	DISTINCTION EARNED
Top 25 Percent Closing Performance Gaps	NO DISTINCTION EARNED
Postsecondary Readiness	NO DISTINCTION EARNED

Campus Demographics

Campus Type	High School
Campus Size	1,409 Students
Grade Span	08 - 12
Percent Economically Disadvantaged	29.2
Percent English Language Learners	0.9
Mobility Rate	13.2

System Safeguards

Number and Percentage of Indicators Met	
Performance Rates	21 out of 25 = 84%
Participation Rates	14 out of 14 = 100%
Graduation Rates	6 out of 6 = 100%
Total	41 out of 45 = 91%

For further information about this report, please see the Performance Reporting Division website at <https://rptsvr1.tea.texas.gov/perfreport/account/2016/index.html>

TEXAS EDUCATION AGENCY
2016 Accountability Summary
 WHITEHOUSE J H (212906041) - WHITEHOUSE ISD

Accountability Rating

Met Standard

Met Standards on

- Student Achievement
- Student Progress
- Closing Performance Gaps
- Postsecondary Readiness

Did Not Meet Standards on

- NONE

In 2016, to receive a Met Standard or Met Alternative Standard rating, districts and campuses must meet targets on three indexes: Index 1 **or** Index 2 **and** Index 3 **and** Index 4.

Distinction Designation



Academic Achievement in ELA/Reading

DISTINCTION EARNED

Academic Achievement in Mathematics

DISTINCTION EARNED

Academic Achievement in Science

NO DISTINCTION EARNED

Academic Achievement in Social Studies

NO DISTINCTION EARNED

Top 25 Percent Student Progress

NO DISTINCTION EARNED

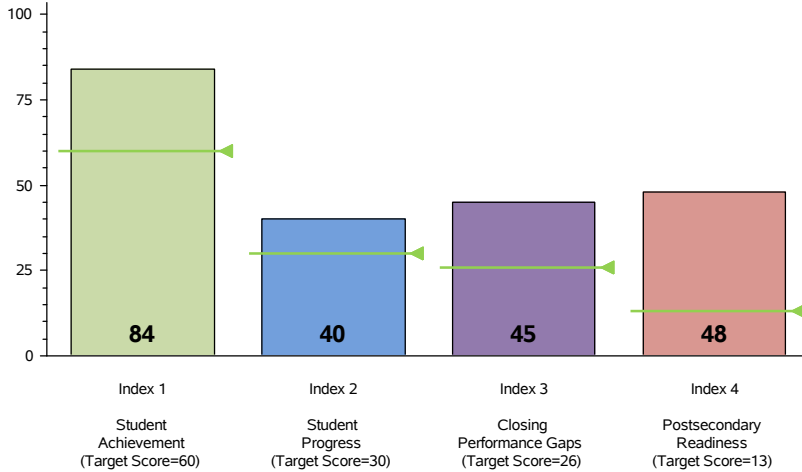
Top 25 Percent Closing Performance Gaps

DISTINCTION EARNED

Postsecondary Readiness

DISTINCTION EARNED

Performance Index Report



Performance Index Summary

Index	Points Earned	Maximum Points	Index Score
1 - Student Achievement	2,023	2,415	84
2 - Student Progress	563	1,400	40
3 - Closing Performance Gaps	1,364	3,000	45
4 - Postsecondary Readiness			
STAAR Score	48.3		
Graduation Rate Score	N/A		
Graduation Plan Score	N/A		
Postsecondary Component Score	N/A		48

Campus Demographics

Campus Type	Middle School
Campus Size	717 Students
Grade Span	05 - 08
Percent Economically Disadvantaged	39.9
Percent English Language Learners	0.7
Mobility Rate	12.6

System Safeguards

Number and Percentage of Indicators Met

Performance Rates	24 out of 28 = 86%
Participation Rates	12 out of 12 = 100%
Graduation Rates	N/A
Total	36 out of 40 = 90%

For further information about this report, please see the Performance Reporting Division website at <https://rptsvr1.tea.texas.gov/perfreport/account/2016/index.html>

TEXAS EDUCATION AGENCY 2016 Accountability Summary

J W HOLLOWAY SIXTH GRADE SCHOOL (212906042) - WHITEHOUSE ISD

Accountability Rating

Met Standard

Met Standards on

- Student Achievement
- Closing Performance Gaps
- Postsecondary Readiness

Did Not Meet Standards on

- Student Progress

In 2016, to receive a Met Standard or Met Alternative Standard rating, districts and campuses must meet targets on three indexes: Index 1 or Index 2 and Index 3 and Index 4.

Distinction Designation

Academic Achievement in ELA/Reading

NO DISTINCTION EARNED

Academic Achievement in Mathematics

NO DISTINCTION EARNED

Academic Achievement in Science

NOT ELIGIBLE

Academic Achievement in Social Studies

NOT ELIGIBLE

Top 25 Percent Student Progress

NO DISTINCTION EARNED

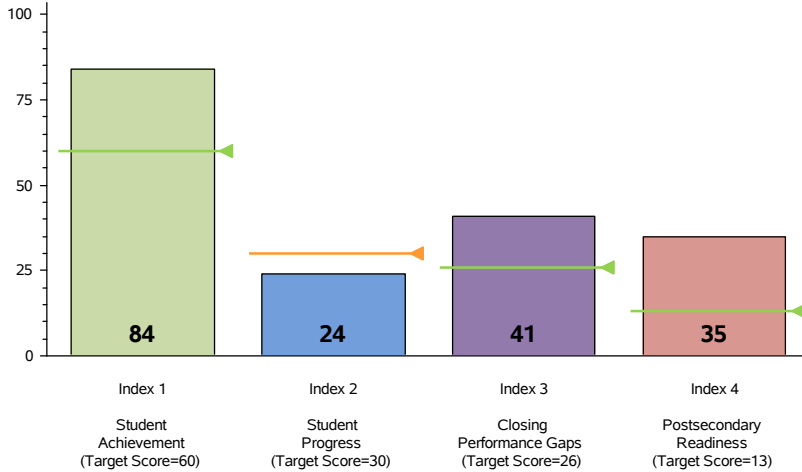
Top 25 Percent Closing Performance Gaps

NO DISTINCTION EARNED

Postsecondary Readiness

NO DISTINCTION EARNED

Performance Index Report



Performance Index Summary

Index	Points Earned	Maximum Points	Index Score
1 - Student Achievement	595	706	84
2 - Student Progress	337	1,400	24
3 - Closing Performance Gaps	494	1,200	41
4 - Postsecondary Readiness			
STAAR Score	35.3		
Graduation Rate Score	N/A		
Graduation Plan Score	N/A		
Postsecondary Component Score	N/A		35

Campus Demographics

Campus Type	Middle School
Campus Size	366 Students
Grade Span	06 - 06
Percent Economically Disadvantaged	40.7
Percent English Language Learners	3.3
Mobility Rate	12.2

System Safeguards

Number and Percentage of Indicators Met

Performance Rates	9 out of 12 = 75%
Participation Rates	12 out of 12 = 100%
Graduation Rates	N/A
Total	21 out of 24 = 88%

For further information about this report, please see the Performance Reporting Division website at <https://rptsrv1.tea.texas.gov/perfreport/account/2016/index.html>

TEXAS EDUCATION AGENCY
2016 Accountability Summary
 GUS WINSTON CAIN EL (212906111) - WHITEHOUSE ISD

Accountability Rating

Met Standard

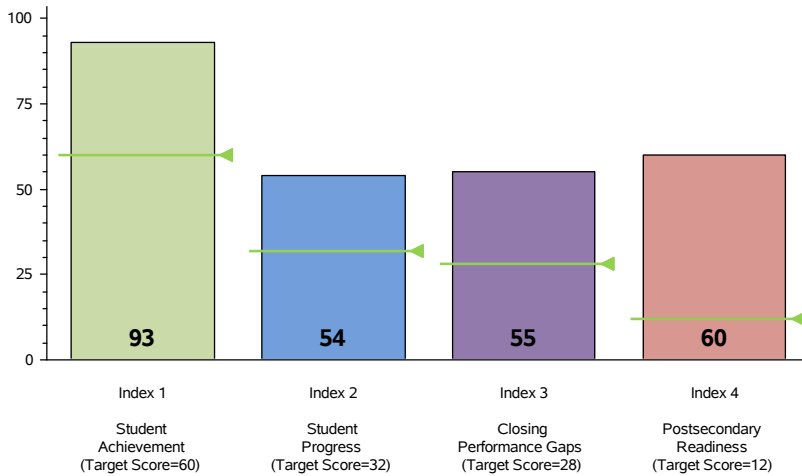
Met Standards on	Did Not Meet Standards on
- Student Achievement - Student Progress - Closing Performance Gaps - Postsecondary Readiness	- NONE
In 2016, to receive a Met Standard or Met Alternative Standard rating, districts and campuses must meet targets on three indexes: Index 1 or Index 2 and Index 3 and Index 4.	

Distinction Designation



Academic Achievement in ELA/Reading	DISTINCTION EARNED
Academic Achievement in Mathematics	DISTINCTION EARNED
Academic Achievement in Science	NO DISTINCTION EARNED
Academic Achievement in Social Studies	NOT ELIGIBLE
Top 25 Percent Student Progress	DISTINCTION EARNED
Top 25 Percent Closing Performance Gaps	DISTINCTION EARNED
Postsecondary Readiness	DISTINCTION EARNED

Performance Index Report



Campus Demographics

Campus Type	Elementary
Campus Size	559 Students
Grade Span	EE - 05
Percent Economically Disadvantaged	43.1
Percent English Language Learners	6.4
Mobility Rate	13.4

Performance Index Summary

Index	Points Earned	Maximum Points	Index Score
1 - Student Achievement	625	671	93
2 - Student Progress	544	1,000	54
3 - Closing Performance Gaps	663	1,200	55
4 - Postsecondary Readiness			
STAAR Score	60.3		
Graduation Rate Score	N/A		
Graduation Plan Score	N/A		
Postsecondary Component Score	N/A		60

System Safeguards

Number and Percentage of Indicators Met	
Performance Rates	14 out of 14 = 100%
Participation Rates	8 out of 8 = 100%
Graduation Rates	N/A
Total	22 out of 22 = 100%

For further information about this report, please see the Performance Reporting Division website at <https://rptsrv1.tea.texas.gov/perfreport/account/2016/index.html>

TEXAS EDUCATION AGENCY
2016 Accountability Summary
 MOZELLE BROWN EL (212906112) - WHITEHOUSE ISD

Accountability Rating

Met Standard

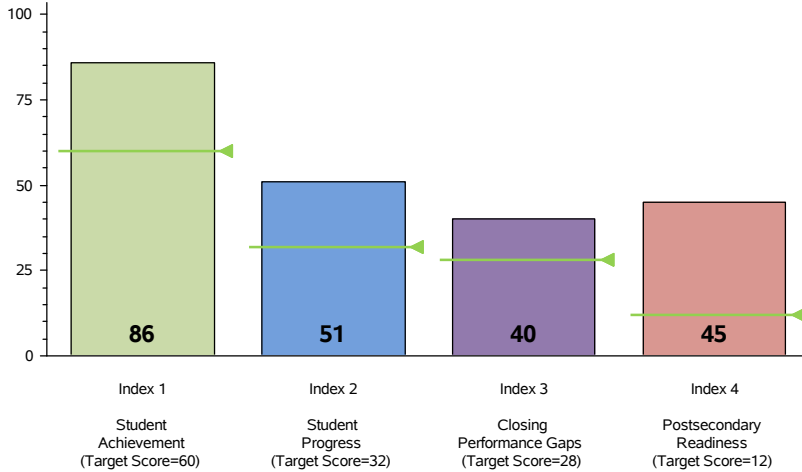
Met Standards on	Did Not Meet Standards on
- Student Achievement - Student Progress - Closing Performance Gaps - Postsecondary Readiness	- NONE
In 2016, to receive a Met Standard or Met Alternative Standard rating, districts and campuses must meet targets on three indexes: Index 1 or Index 2 and Index 3 and Index 4.	

Distinction Designation



Academic Achievement in ELA/Reading
DISTINCTION EARNED
Academic Achievement in Mathematics
DISTINCTION EARNED
Academic Achievement in Science
DISTINCTION EARNED
Academic Achievement in Social Studies
NOT ELIGIBLE
Top 25 Percent Student Progress
DISTINCTION EARNED
Top 25 Percent Closing Performance Gaps
NO DISTINCTION EARNED
Postsecondary Readiness
NO DISTINCTION EARNED

Performance Index Report



Campus Demographics

Campus Type	Elementary
Campus Size	318 Students
Grade Span	PK - 05
Percent Economically Disadvantaged	34.6
Percent English Language Learners	2.8
Mobility Rate	14.7

Performance Index Summary

Index	Points Earned	Maximum Points	Index Score
1 - Student Achievement	313	362	86
2 - Student Progress	202	400	51
3 - Closing Performance Gaps	321	800	40
4 - Postsecondary Readiness			
STAAR Score	44.5		
Graduation Rate Score	N/A		
Graduation Plan Score	N/A		
Postsecondary Component Score	N/A		45

System Safeguards

Number and Percentage of Indicators Met	
Performance Rates	10 out of 10 = 100%
Participation Rates	6 out of 6 = 100%
Graduation Rates	N/A
Total	16 out of 16 = 100%

For further information about this report, please see the Performance Reporting Division website at <https://rptsrv1.tea.texas.gov/perfreport/account/2016/index.html>

TEXAS EDUCATION AGENCY

2016 Accountability Summary

H L HIGGINS EL (212906113) - WHITEHOUSE ISD

Accountability Rating

Met Standard

Met Standards on

- Student Achievement
- Student Progress
- Closing Performance Gaps
- Postsecondary Readiness

Did Not Meet Standards on

- NONE

In 2016, to receive a Met Standard or Met Alternative Standard rating, districts and campuses must meet targets on three indexes: Index 1 or Index 2 and Index 3 and Index 4.

Distinction Designation



Academic Achievement in ELA/Reading

DISTINCTION EARNED

Academic Achievement in Mathematics

DISTINCTION EARNED

Academic Achievement in Science

NO DISTINCTION EARNED

Academic Achievement in Social Studies

NOT ELIGIBLE

Top 25 Percent Student Progress

DISTINCTION EARNED

Top 25 Percent Closing Performance Gaps

DISTINCTION EARNED

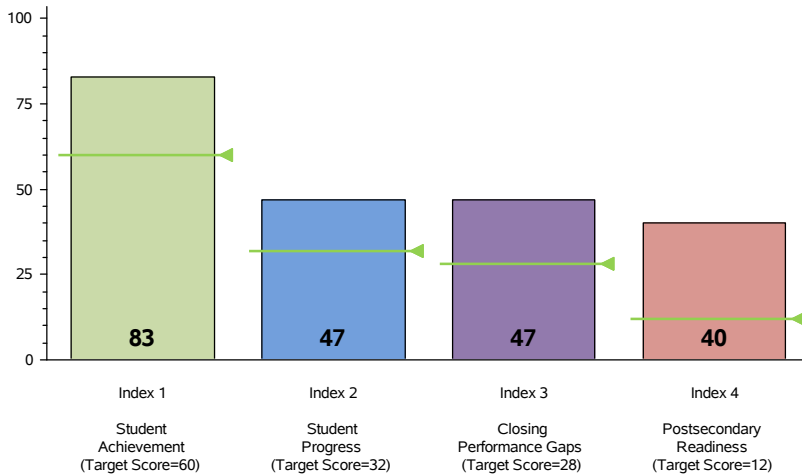
Postsecondary Readiness

DISTINCTION EARNED

Campus Demographics

Campus Type	Elementary
Campus Size	744 Students
Grade Span	PK - 05
Percent Economically Disadvantaged	51.7
Percent English Language Learners	5.8
Mobility Rate	19.7

Performance Index Report



Performance Index Summary

Index	Points Earned	Maximum Points	Index Score
1 - Student Achievement	784	943	83
2 - Student Progress	559	1,200	47
3 - Closing Performance Gaps	747	1,600	47
4 - Postsecondary Readiness			
STAAR Score	39.5		
Graduation Rate Score	N/A		
Graduation Plan Score	N/A		
Postsecondary Component Score	N/A		40

System Safeguards

Number and Percentage of Indicators Met

Performance Rates	16 out of 18 = 89%
Participation Rates	12 out of 12 = 100%
Graduation Rates	N/A
Total	28 out of 30 = 93%

For further information about this report, please see the Performance Reporting Division website at <https://rptsrvr1.tea.texas.gov/perfreport/account/2016/index.html>

TEXAS EDUCATION AGENCY
2016 Accountability Summary
 STANTON-SMITH EL (212906114) - WHITEHOUSE ISD

Accountability Rating

Met Standard

Met Standards on

- Student Achievement
- Student Progress
- Closing Performance Gaps
- Postsecondary Readiness

Did Not Meet Standards on

- NONE

In 2016, to receive a Met Standard or Met Alternative Standard rating, districts and campuses must meet targets on three indexes: Index 1 or Index 2 and Index 3 and Index 4.

Distinction Designation



Academic Achievement in ELA/Reading

DISTINCTION EARNED

Academic Achievement in Mathematics

DISTINCTION EARNED

Academic Achievement in Science

NO DISTINCTION EARNED

Academic Achievement in Social Studies

NOT ELIGIBLE

Top 25 Percent Student Progress

DISTINCTION EARNED

Top 25 Percent Closing Performance Gaps

DISTINCTION EARNED

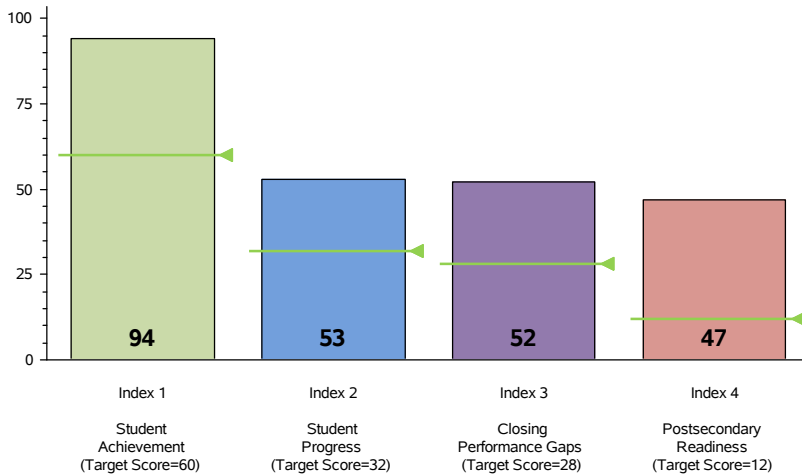
Postsecondary Readiness

DISTINCTION EARNED

Campus Demographics

Campus Type	Elementary
Campus Size	595 Students
Grade Span	PK - 05
Percent Economically Disadvantaged	44.7
Percent English Language Learners	5.0
Mobility Rate	14.4

Performance Index Report



Performance Index Summary

Index	Points Earned	Maximum Points	Index Score
1 - Student Achievement	684	730	94
2 - Student Progress	640	1,200	53
3 - Closing Performance Gaps	832	1,600	52
4 - Postsecondary Readiness			
STAAR Score	47.0		
Graduation Rate Score	N/A		
Graduation Plan Score	N/A		
Postsecondary Component Score	N/A		47

System Safeguards

Number and Percentage of Indicators Met

Performance Rates	18 out of 18 = 100%
Participation Rates	12 out of 12 = 100%
Graduation Rates	N/A
Total	30 out of 30 = 100%

For further information about this report, please see the Performance Reporting Division website at <https://rptsvr1.tea.texas.gov/perfreport/account/2016/index.html>