

# **Guiding the Way to Higher Education**

Families, Counselors, and  
Communities Together

The logo for NACAC (National Association of College Access Counselors) is located in the bottom right corner. It features the letters "NACAC" in a blue, sans-serif font. A stylized blue arc is positioned behind the letters "A" and "C", curving from the top left of the "A" to the top right of the "C".

**NACAC**

# ESSENTIAL IV

Follow the Road to College

NACAC

# Questions

1. What is your biggest fear as relates to your student applying and attending college?
2. What counseling did you receive when you were in high school about the college admission process?
3. Do you know what services or resources are available to help your student with the college admission process?

# Asking the Right Questions

Small or large?

Weather?

Cost?

Retention and graduation rate?

Athletics and activities?

School with specific major or school with lots of variety?

Urban, suburban, rural?

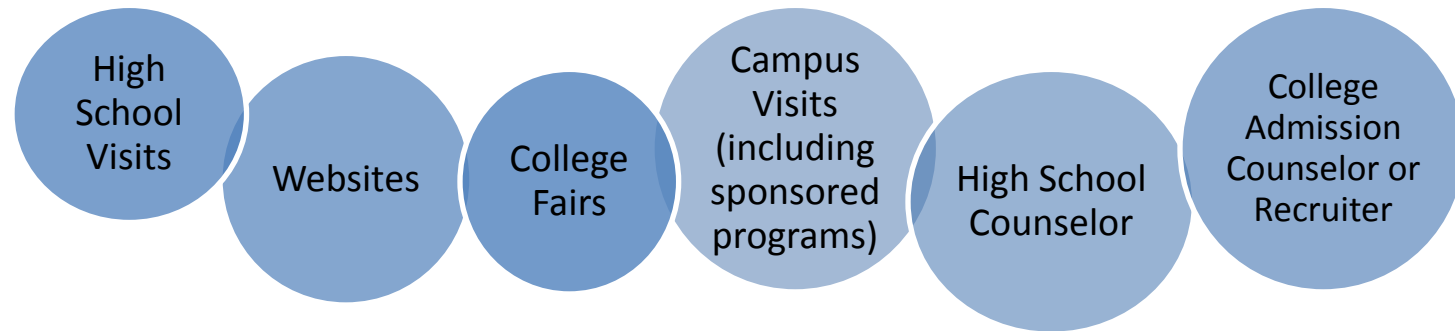
Two year or four year?

Diversity?



More important is finding a college that is right for the student, and that the goals and personality of the student are well matched with the college. Students who think first about who they are and what they want are more likely to choose a college that fits them.

# Gathering Information




# Applying to College

- Make a list of needs and wants of your ideal college.
- Keep college information in separate folders including email folders.
- Keep notes about likes and dislikes, contacts, and visits.
- Set up a checklist for all college applications including:
  - Deadlines (admission, scholarships, and financial aid)
  - Transcripts
  - Test scores
  - Essays
  - Recommendations

# Applying to College

- Keep a calendar with room for notes and a place to record all pertinent deadlines, contacts, interviews, etc.
- Read all information sent by colleges, both email and print.
- Make copies of every application for admission, scholarship, and financial aid before sending!

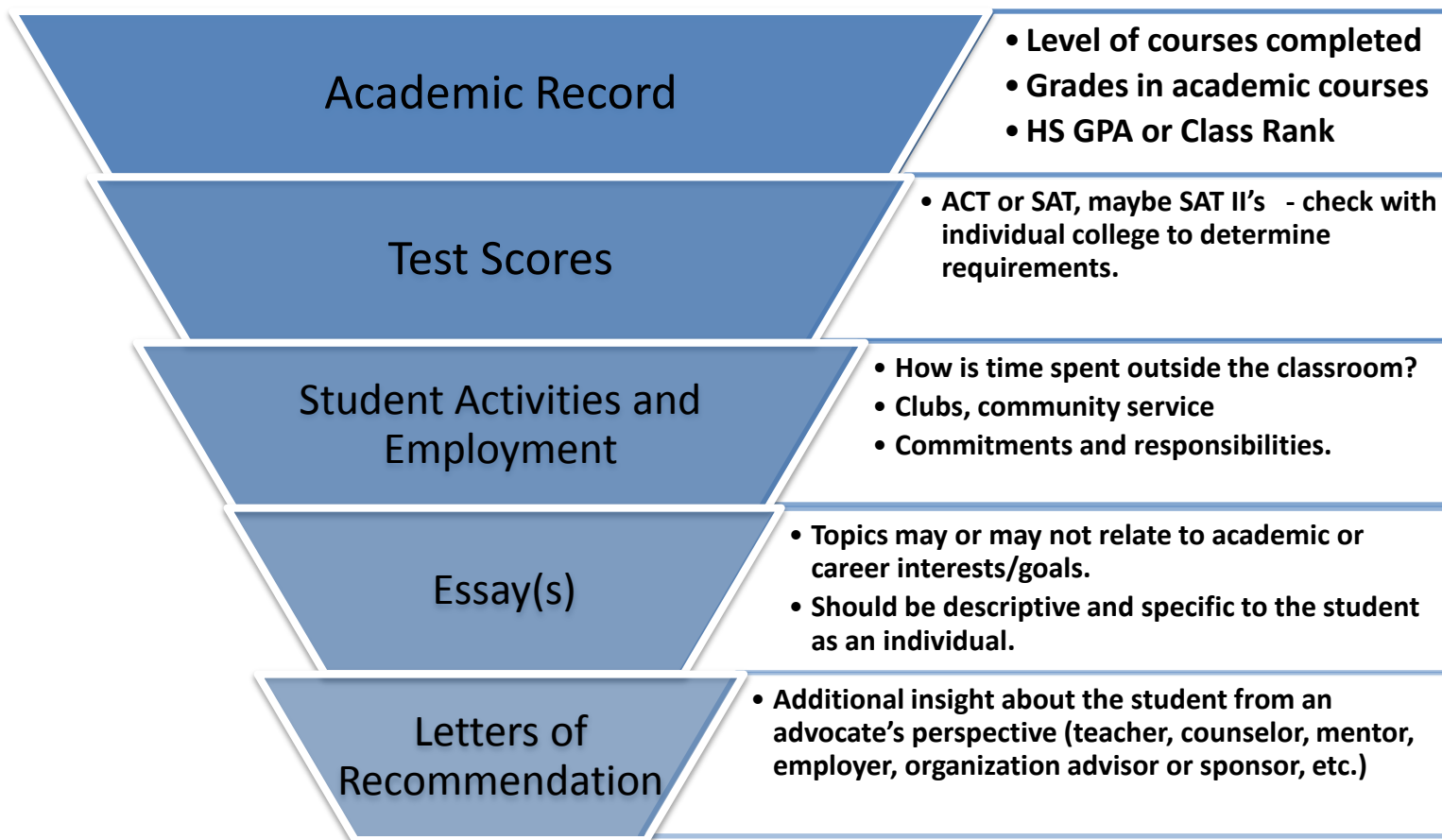




As the student finalizes the list of colleges and begins filling out applications, follow the Golden Rule of the college admission process:

***Never apply to a college that you would not gladly attend if offered the choice.***

# Admission Decisions

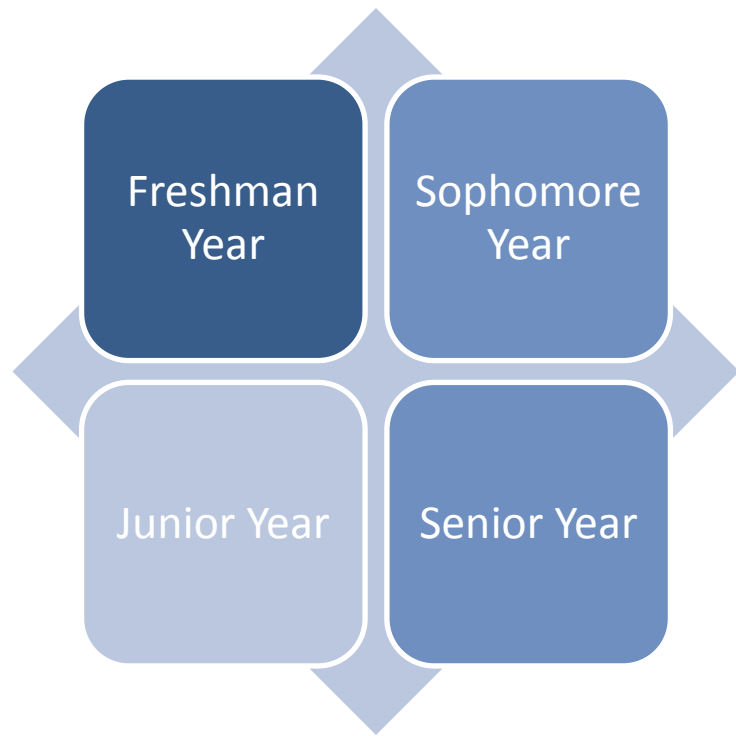


# The School Counselor: A Valuable Resource

Counselors are one of the best resources your student has; they are the student's ally throughout the middle/ high school years and the entire college admission process.



# Prepare for College Calendar



# Families Roles

The application period can be a time of anxiety for students.

Help your student follow the procedures properly and meet all deadlines.

Be an active participant in the exploration process