

SCHOOL OUTFITTERS BY LANDS' END

800-469-2222 • landsend.com/school

CUSTOMIZED SHOPPING, IN 5 EASY STEPS

STEP 1: Go to landsend.com/school and click on **FIND MY SCHOOL**. Don't forget to check your school's website to see if it has a link to your school's custom Lands' End website.

STEP 2: Under "Find your school's dress code," enter your child's gender and grade. Search for your school by name and location or by typing in the Lands' End Preferred School number 900175274. Click on **FIND MY SCHOOL**. Once you locate your child's school, click **SELECT SCHOOL**. To shop for Spiritwear, select the Spiritwear tab under grade, then select your gender.

Find Your School's Dress Code

First Name
*Optional

Gender
Select Gender

Grade/Status
Select Grade/Status

School Name

Location
in United States/US Territories

City

State
Select State

CANCEL **FIND MY SCHOOL**

Or find my school using my preferred school number.

Already have a School Uniform Student?

- Access Your School & Student Info
- Shop Your School's Dress Code
- Checkout Faster
- View Order History

SIGN IN

STEP 3: To access your child's profile and order history in the future, add a nickname and click on **SAVE SCHOOL**.

STEP 4: Sign in to your Personal Shopping Account with Lands' End or Create a Lands' End account by entering your E-mail address and a password. You will be taken to a page titled **My Students**.

SIGN IN

Email

Password [Show password](#)


[Forgot password?](#) **SIGN IN**

Don't have a Lands' End account? [Create one.](#)

Guaranteed. Period.®
If you're not satisfied with any item, return it at any time for an exchange or refund of its purchase price.

Privacy
We value the trust you place in Lands' End. [Learn how](#) we use and protect your personal information.

Security
All personal information you submit is encrypted and secure.



CREATE AN ACCOUNT

Makes shopping faster, easier and more convenient. And it only takes a few seconds!

- ✓ Faster checkout
- ✓ Save products to shopping bag
- ✓ Order tracking and order history
- ✓ Save shipping addresses

Guaranteed. Period.®
If you're not satisfied with any item, return it at any time for an exchange or refund of its purchase price.

Privacy
We value the trust you place in Lands' End. [Learn how](#) we use and protect your personal information.

Security
All personal information you submit is encrypted and secure.

First Name

Email [Privacy Policy & Contact Info](#)

Password [Show password](#)

COMODO SECURE EV SSL Certificate

* Your password must be a minimum of 8 characters and a maximum of 20 characters, and contain at least one number and one letter.

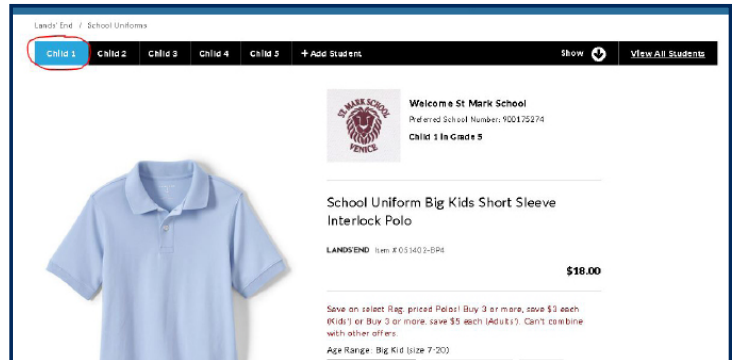
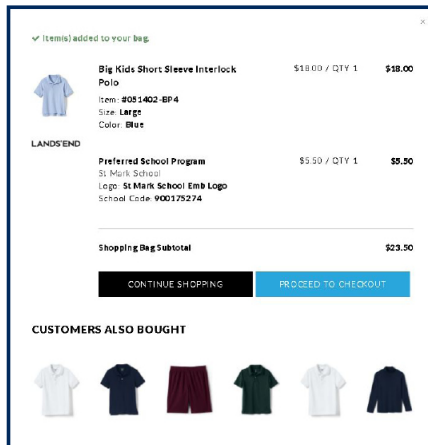
CREATE ACCOUNT

SCHOOL OUTFITTERS BY LANDS' END

800-469-2222 • landsend.com/school

STEP 5: Select the child for whom you want to shop and click on [SHOP FOR THIS SCHOOL](#) to begin shopping.

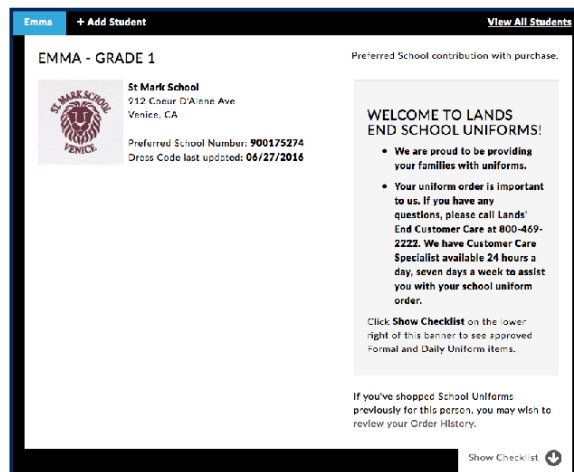
To add additional items to your shopping cart after adding the 1st item, click continue shopping and then click on your student's profile to go back to viewing the checklist and allowed products.



SHOPPING FOR MORE THAN ONE CHILD?

Once you are signed into your Lands' End profile you will see a blue bar that runs across the top of the page listing all of the children you have added to your profile.

To shop for another child, click on the tab showing that child's nickname. If you need to add a child to your Lands' End profile, click on [+ Add Student](#) in the blue bar.



NEED TO CHANGE YOUR STUDENT PROFILES?

Click on [View All Students](#) in the blue bar. From this profile page you can add a child, edit a child's profile or remove a child from your account.