

# Montemalaga Elementary

## California Department of Education School Accountability Report Card Reported Using Data from the 2016-17 School Year

By February 1 of each year, every school in California is required by state law to publish a School Accountability Report Card (SARC). The SARC contains information about the condition and performance of each California public school. Under the Local Control Funding Formula (LCFF) all local educational agencies (LEAs) are required to prepare a Local Control and Accountability Plan (LCAP), which describes how they intend to meet annual school-specific goals for all pupils, with specific activities to address state and local priorities. Additionally, data reported in an LCAP is to be consistent with data reported in the SARC.

- For more information about SARC requirements, see the California Department of Education (CDE) SARC Web page at <http://www.cde.ca.gov/ta/ac/sa/>.
- For more information about the LCFF or LCAP, see the CDE LCFF Web page at <http://www.cde.ca.gov/fq/aa/lc/>.
- For additional information about the school, parents/guardians and community members should contact the school principal or the district office.

### DataQuest

DataQuest is an online data tool located on the [CDE DataQuest Web page](#) that contains additional information about this school and comparisons of the school to the district and the county. Specifically, DataQuest is a dynamic system that provides reports for accountability (e.g., test data, enrollment, high school graduates, dropouts, course enrollments, staffing, and data regarding English learners).

### Internet Access

Internet access is available at public libraries and other locations that are publicly accessible (e.g., the California State Library). Access to the Internet at libraries and public locations is generally provided on a first-come, first-served basis. Other use restrictions may include the hours of operation, the length of time that a workstation may be used (depending on availability), the types of software programs available on a workstation, and the ability to print documents.



### Mrs. Jody Pastell, Principal

Principal, Montemalaga Elementary

#### About Our School

Montemalaga Elementary School is one of the ten elementary schools in the Palos Verdes Peninsula Unified School District. Montemalaga's students number about five hundred in grades Transitional Kindergarten to Fifth Grade from culturally diverse backgrounds. The outstanding teachers and staff incorporate rigorous academics while educating the "whole child"-Academic accomplishments and school success have been recognized by Montemalaga being named a National Blue Ribbon School, California Distinguished School, and, most recently, a Gold Ribbon School during the 2015-2016 school year. Academics, student accomplishments, and striving for "world class" are very important goals. Students learn in the science lab, visit the new and very modern school library, spend regularly scheduled weekly time in the recently updated technology lab, have physical education with a physical education teacher, have weekly music instruction with the opportunity to learn to play instruments, experience art activities, and attend assemblies supporting their learning throughout the school year. We attribute our success to the strong educational team we have developed among all members of our community, including teachers, parents, students, staff, district and the principal. We all work together to ensure that all students grow both academically and emotionally.

We are committed to preparing students to achieve academic excellence in a safe, clean and supportive environment. Our goal is that students become lifelong learners and live as kind and responsible citizens who respect all individuals. We teach all students to make good choices and to make positive contributions to the community. Our Student Council plans community outreach projects to benefit the needs of children, adults, and animals. We are fortunate to have generous and supportive parents, whom we rely on for numerous volunteer opportunities inside and outside of the classroom. Our PTA calendar is filled with activities that greatly enhance the children's' educational experiences. Some of these educational experiences include: weekly garden education, regularly scheduled SPIRIT assemblies, Kindness Week, Hero Week, Red Ribbon Week, and a variety of family nights held at the school.

#### Contact

Montemalaga Elementary  
1121 Via Nogales  
Palos Verdes Estates, CA 90274-1671

Phone: 310-378-5228  
E-mail: [pastelli@pvpusd.net](mailto:pastelli@pvpusd.net)



## About This School

### Contact Information (School Year 2017-18)

District Contact Information (School Year 2017-18)	
<b>District Name</b>	Palos Verdes Peninsula Unified
<b>Phone Number</b>	(310) 378-9966
<b>Superintendent</b>	Don Austin
<b>E-mail Address</b>	<a href="mailto:austind@pvpusd.net">austind@pvpusd.net</a>
<b>Web Site</b>	<a href="http://www.pvpusd.net">www.pvpusd.net</a>

School Contact Information (School Year 2017-18)	
<b>School Name</b>	Montemalaga Elementary
<b>Street</b>	1121 Via Nogales
<b>City, State, Zip</b>	Palos Verdes Estates, Ca, 90274-1671
<b>Phone Number</b>	310-378-5228
<b>Principal</b>	Mrs. Jody Pastell, Principal
<b>E-mail Address</b>	<a href="mailto:pastellj@pvpusd.net">pastellj@pvpusd.net</a>
<b>Web Site</b>	<a href="http://montemalaga.pvpusd.net">http://montemalaga.pvpusd.net</a>
<b>County-District-School (CDS) Code</b>	19648656021299

*Last updated: 1/4/2018*

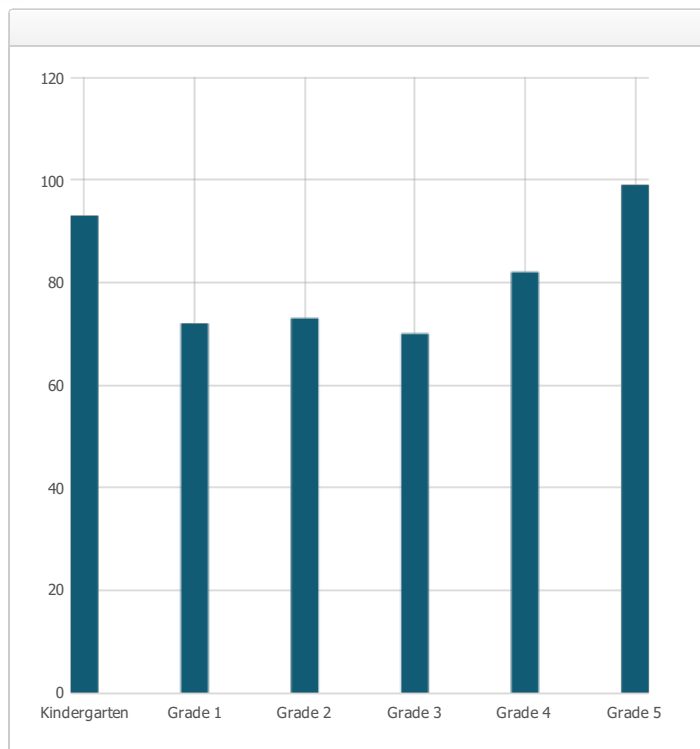
### School Description and Mission Statement (School Year 2017-18)

Montemalaga Elementary continues to provide an outstanding education for all students. Our commitment to preparing students for college and career readiness continues to be very important in the weekly planning and instruction by our faculty. Additionally, Montemalaga places much emphasis on Character Development as we make great choices according to Coach Wooden's Pyramid of Success. Montemalaga has implemented Positive Behavior Intervention Strategies throughout the campus and all activities. Kindness, respect, caring, personal best, and making great choices are important student behaviors at Montemalaga as we work to develop the whole child. Character traits and leadership skills are highlighted and practiced through a variety of activities throughout each month. Students are learning that, "Success is happiness in your heart because you made the effort 100% to do your best". All boys and girls are reminded weekly about the importance of monthly character traits and a message for social emotional learning. Teachers and parents have the option to use this information for family discussions and activities throughout the week. The Montemalaga staff is collaborative, creative, talented, and caring. All teachers plan weekly by grade level. Core lessons are based on the California State Standards and students are taught how to think and to apply knowledge. Montemalaga Elementary provides a beautiful place for learning. The Montemalaga motto is, "Be your best self...the choice is yours."

*Last updated: 1/4/2018*

### Student Enrollment by Grade Level (School Year 2016-17)

Grade Level	Number of Students
Kindergarten	93
Grade 1	72
Grade 2	73
Grade 3	70
Grade 4	82
Grade 5	99
<b>Total Enrollment</b>	<b>489</b>



Last updated: 1/4/2018

### Student Enrollment by Student Group (School Year 2016-17)

Student Group	Percent of Total Enrollment
Black or African American	2.2 %
American Indian or Alaska Native	0.2 %
Asian	31.9 %
Filipino	1.8 %
Hispanic or Latino	12.1 %
Native Hawaiian or Pacific Islander	0.4 %
White	42.5 %
Two or More Races	8.8 %
Other	0.1 %
Student Group (Other)	Percent of Total Enrollment
Socioeconomically Disadvantaged	3.5 %
English Learners	12.1 %
Students with Disabilities	6.1 %
Foster Youth	0.0 %

Last updated: 1/5/2018

## A. Conditions of Learning

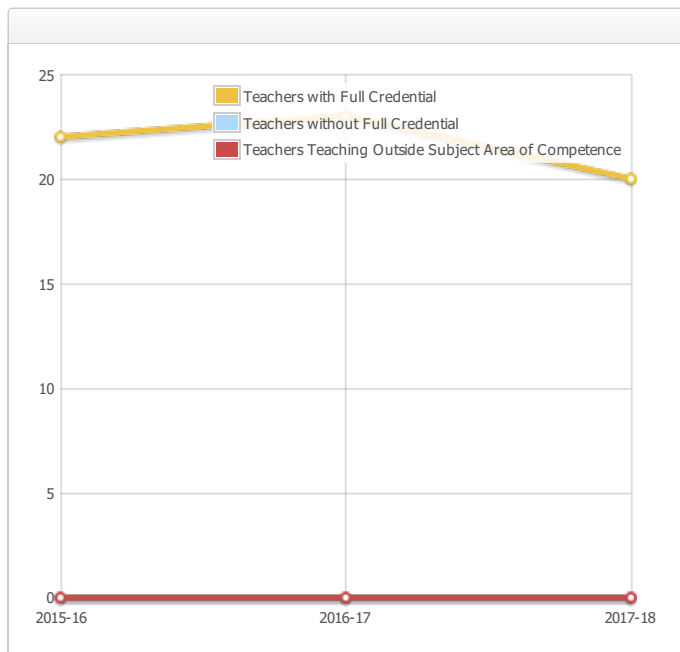
### State Priority: Basic

The SARC provides the following information relevant to the State priority: Basic (Priority 1):

- Degree to which teachers are appropriately assigned and fully credentialed in the subject area and for the pupils they are teaching;
- Pupils have access to standards-aligned instructional materials; and
- School facilities are maintained in good repair

#### Teacher Credentials

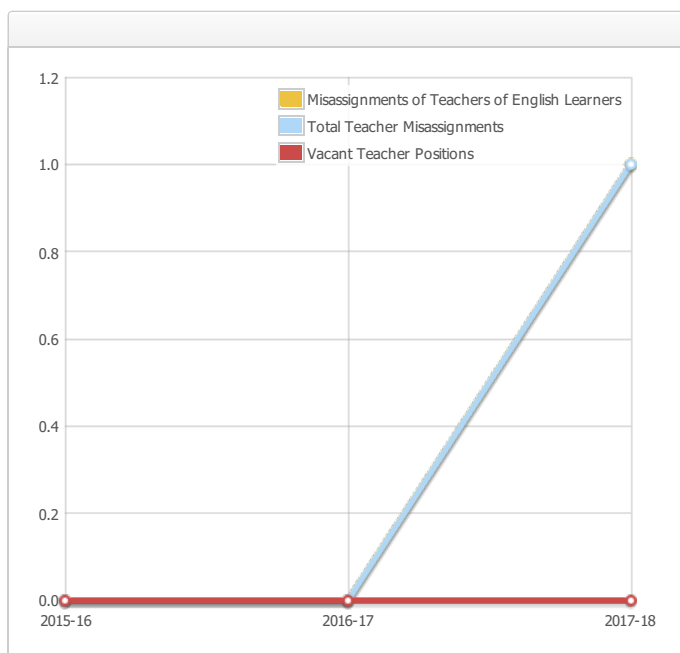
Teachers	School			District
	2015-16	2016-17	2017-18	2017-18
With Full Credential	22	23	20	504
Without Full Credential	0	0	0	1
Teachers Teaching Outside Subject Area of Competence (with full credential)	0	0	0	0



Last updated: 1/5/2018

#### Teacher Misassignments and Vacant Teacher Positions

Indicator	2015-16	2016-17	2017-18
Misassignments of Teachers of English Learners	0	0	1
Total Teacher Misassignments*	0	0	1
Vacant Teacher Positions	0	0	0



Note: "Misassignments" refers to the number of positions filled by teachers who lack legal authorization to teach that grade level, subject area, student group, etc.

\* Total Teacher Misassignments includes the number of Misassignments of Teachers of English Learners.

Last updated: 1/5/2018

## Quality, Currency, Availability of Textbooks and Instructional Materials (School Year 2017-18)

Year and month in which the data were collected: October 2017

Subject	Textbooks and Instructional Materials/year of Adoption	From Most Recent Adoption?	Percent Students Lacking Own Assigned Copy
Reading/Language Arts	<p><b>Grade K</b></p> <p>Practice Book Student Edition, Level K, Houghton Mifflin, 2003</p> <p><b>Grade 1</b></p> <p>Student Anthology, Here We Go, Level 1, Houghton Mifflin, 2003</p> <p>Student Anthology, Lets Be Friends Level 1.2, Houghton Mifflin, 2003</p> <p>Student Anthology, Surprises, Level 1.3, Houghton Mifflin, 2003</p> <p>Student Anthology, Treasures, Level 1.4, Houghton Mifflin, 2003</p> <p><b>Grade 2</b></p> <p>Student Anthology, Adventures, Level 2.1, Houghton Mifflin, 2003</p> <p>Student Anthology, Delights, Level 2.2, Houghton Mifflin, 2003</p> <p><b>Grade 3</b></p> <p>Student Anthology, Rewards, Level 3.1, Houghton Mifflin, 2003</p> <p>Student Anthology, Horizons, Level 3.2, Houghton Mifflin, 2003</p> <p><b>Grade 4</b></p> <p>Student Anthology, Traditions, Level 4, Houghton Mifflin, 2003</p> <p><b>Grade 5</b></p> <p>Student Anthology, Expeditions, Level 5, Houghton Mifflin, 2003</p>	Yes	0.0 %
Mathematics	<p><b>Grades K-5</b></p> <p>Math In Focus, Singapore Math, Houghton Mifflin Harcourt</p> <p>Math In Focus, HMH, 2012 Student Ed 978-0-547-64680-0 – Set of 4 – Kdg</p> <p>Student Edition, Book A Part 1</p> <p>Student Edition, Book A Part 2</p> <p>Student Edition, Book B Part 1</p> <p>Student Edition, Book B Part 2</p> <p>Math In Focus, HMH, 2015 Student Ed 978-0-544-22396-7 – Grade 1</p> <p>Math In Focus, HMH, 2015 Workbooks Bundle A&amp;B 978-0-544-22400-1 – Grade 1</p> <p>Math In Focus, HMH, 2015 Student Ed 978-0-544-22406-3 – Grade 2</p> <p>Math In Focus, HMH, 2015 Workbooks Bundle A&amp;B 978-0-544-22410-0 – Grade 2</p> <p>Math In Focus, HMH, 2015 Student Ed 978-0-544-22416-2 – Grade 3</p> <p>Math In Focus, HMH, 2015 Workbooks Bundle A&amp;B 978-0-544-22420-9 – Grade 3</p> <p>Math In Focus, HMH, 2015 Student Ed 978-0-544-22426-1 – Grade 4</p>	Yes	0.0 %

	Math In Focus, HMH, 2015 Workbooks Bundle A&B 978-0-544-22430-8 – Grade 4		
	Math In Focus, HMH, 2015 Student Ed 978-0-544-22440-7 – Grade 5		
	Math In Focus, HMH, 2015 Workbooks Bundle A&B978-0-544-22430-8 – Grade 5		
Science	<p><b>Grade K</b></p> <p>California Science Big Book Flip Chart, Pearson-Scott Foresman, 2008</p> <p><b>Grades 1-2</b></p> <p>California Science, Pupil Edition, Pearson-Scott Foresman, 2008</p> <p><b>Grades 3-5</b></p> <p>California Science, Pupil Edition, MacMillan/McGraw-Hill, 2008</p>	Yes	0.0 %
History-Social Science	<p><b>Grade K</b></p> <p>History-Social Science for California, Pearson-Scott Foresman 2007</p> <p><b>Grade 1</b></p> <p>California Vistas, MacMillan/McGraw-Hill, 2007 Unit Big Book Package</p> <p><b>Grade 2</b></p> <p>California Vistas, MacMillan/McGraw-Hill, 2007</p> <p><b>Grade 3</b></p> <p>California Vistas, MacMillan/McGraw-Hill, 2007</p> <p><b>Grade 4</b></p> <p>California Vistas, MacMillan/McGraw-Hill, 2007</p> <p><b>Grade 5</b></p> <p>California Vistas, MacMillan/McGraw-Hill, 2007</p>	Yes	0.0 %
Foreign Language			0.0 %
Health	<p><b>Grade TK</b></p> <p>Health and Wellness, McMillan/McGraw Hill, 2006</p> <p><b>Grades K-5</b></p> <p>Health and Fitness, Harcourt School Publishers, 2006</p>	Yes	0.0 %
Visual and Performing Arts	<p><b>Grades K-5</b></p> <p>Making Music, Silver Burdett</p>	Yes	0.0 %
Science Lab Eqpmt (Grades 9-12)	N/A	N/A	0.0 %

Note: Cells with N/A values do not require data.

Last updated: 1/5/2018

## School Facility Conditions and Planned Improvements

Montemalaga Elementary School is a very safe school. The school's classrooms and restrooms are kept clean by the head and night custodian and routine maintenance takes place by the District Maintenance Department. Recently, summer 2017, swings were added to the playground for the primary grades. Painting of buildings and markings on playground and in the parking lot are updated annually by the District Painters. Beautification projects have included tile walls, repainting of the Multi-Purpose Room, creating outdoor learning environments and increased garden areas. The Technology Lab has been updated during the summer of 2017.

The Kindergarten playground structure is presently being updated to ensure safety.

*Last updated: 1/5/2018*

## School Facility Good Repair Status

Year and month of the most recent FIT report: January 2018

System Inspected	Rating	Repair Needed and Action Taken or Planned
Systems: Gas Leaks, Mechanical/HVAC, Sewer	Good	Regular hydrojetting of sewer lines required.
Interior: Interior Surfaces	Good	
Cleanliness: Overall Cleanliness, Pest/Vermin Infestation	Good	
Electrical: Electrical	Good	
Restrooms/Fountains: Restrooms, Sinks/Fountains	Good	Bottle filling station installed.
Safety: Fire Safety, Hazardous Materials	Good	
Structural: Structural Damage, Roofs	Good	
External: Playground/School Grounds, Windows/Doors/Gates/Fences	Fair	Play structure surfacing repairs required. Play structure repair required. Repair by contractor and work order.

## Overall Facility Rate

Year and month of the most recent FIT report: January 2018

Overall Rating	Good
----------------	------

*Last updated: 1/4/2018*



## B. Pupil Outcomes

### State Priority: Pupil Achievement

The SARC provides the following information relevant to the State priority: Pupil Achievement (Priority 4):

- **Statewide assessments** (i.e., California Assessment of Student Performance and Progress [CAASPP] System, which includes the Smarter Balanced Summative Assessments for students in the general education population and the California Alternate Assessments [CAAs] for English language arts/literacy [ELA] and mathematics given in grades three through eight and grade eleven. Only eligible students may participate in the administration of the CAAs. CAAs items are aligned with alternate achievement standards, which are linked with the Common Core State Standards [CCSS] for students with the most significant cognitive disabilities); and
- The percentage of students who have successfully completed courses that satisfy the requirements for entrance to the University of California and the California State University, or career technical education sequences or programs of study.

#### CAASPP Test Results in ELA and Mathematics for All Students

##### Grades Three through Eight and Grade Eleven (School Year 2016-17)

Subject	Percentage of Students Meeting or Exceeding the State Standards					
	School		District		State	
	2015-16	2016-17	2015-16	2016-17	2015-16	2016-17
English Language Arts / Literacy (grades 3-8 and 11)	83%	77%	80%	78%	48%	48%
Mathematics (grades 3-8 and 11)	71%	66%	73%	72%	36%	37%

Note: Percentages are not calculated when the number of students tested is ten or less, either because the number of students in this category is too small for statistical accuracy or to protect student privacy.

*Last updated: 1/4/2018*

**CAASPP Test Results in ELA by Student Group****Grades Three through Eight and Grade Eleven (School Year 2016-17)**

<b>Student Group</b>	<b>Total Enrollment</b>	<b>Number Tested</b>	<b>Percent Tested</b>	<b>Percent Met or Exceeded</b>
All Students	251	246	98.01%	76.83%
Male	140	135	96.43%	72.59%
Female	111	111	100.00%	81.98%
Black or African American	--	--	--	
American Indian or Alaska Native				
Asian	82	82	100.00%	86.59%
Filipino	--	--	--	
Hispanic or Latino	32	31	96.88%	74.19%
Native Hawaiian or Pacific Islander				
White	104	100	96.15%	71.00%
Two or More Races	22	22	100.00%	86.36%
Socioeconomically Disadvantaged	--	--	--	
English Learners	35	35	100.00%	62.86%
Students with Disabilities	21	18	85.71%	16.67%
Students Receiving Migrant Education Services				
Foster Youth				

Note: ELA test results include the Smarter Balanced Summative Assessment and the CAA. The "Percent Met or Exceeded" is calculated by taking the total number of students who met or exceeded the standard on the Smarter Balanced Summative Assessment plus the total number of students who met the standard (i.e., achieved Level 3--Alternate) on the CAAs divided by the total number of students who participated in both assessments.

Note: Double dashes (--) appear in the table when the number of students is ten or less, either because the number of students in this category is too small for statistical accuracy or to protect student privacy.

Note: The number of students tested includes all students who participated in the test whether they received a score or not; however, the number of students tested is not the number that was used to calculate the achievement level percentages. The achievement level percentages are calculated using only students who received scores.

*Last updated: 1/4/2018*

**CAASPP Test Results in Mathematics by Student Group****Grades Three through Eight and Grade Eleven (School Year 2016-17)**

<b>Student Group</b>	<b>Total Enrollment</b>	<b>Number Tested</b>	<b>Percent Tested</b>	<b>Percent Met or Exceeded</b>
All Students	251	245	97.61%	65.71%
Male	140	134	95.71%	67.16%
Female	111	111	100.00%	63.96%
Black or African American	--	--	--	
American Indian or Alaska Native				
Asian	82	82	100.00%	78.05%
Filipino	--	--	--	
Hispanic or Latino	32	31	96.88%	64.52%
Native Hawaiian or Pacific Islander				
White	104	99	95.19%	56.57%
Two or More Races	22	22	100.00%	77.27%
Socioeconomically Disadvantaged	--	--	--	
English Learners	35	35	100.00%	57.14%
Students with Disabilities	21	18	85.71%	16.67%
Students Receiving Migrant Education Services				
Foster Youth				

Note: Mathematics test results include the Smarter Balanced Summative Assessment and the CAA. The "Percent Met or Exceeded" is calculated by taking the total number of students who met or exceeded the standard on the Smarter Balanced Summative Assessment plus the total number of students who met the standard (i.e., achieved Level 3--Alternate) on the CAAs divided by the total number of students who participated in both assessments.

Note: Double dashes (--) appear in the table when the number of students is ten or less, either because the number of students in this category is too small for statistical accuracy or to protect student privacy.

Note: The number of students tested includes all students who participated in the test whether they received a score or not; however, the number of students tested is not the number that was used to calculate the achievement level percentages. The achievement level percentages are calculated using only students who received scores.

*Last updated: 1/3/2018*

**CAASPP Test Results in Science for All Students****Grades Five, Eight and Ten**

Subject	Percentage of Students Scoring at Proficient or Advanced					
	School		District		State	
	2014-15	2015-16	2014-15	2015-16	2014-15	2015-16
Science (grades 5, 8, and 10)	41.0%	89.0%	87.0%	87.0%	56%	54%

Note: Science test results include California Standards Tests (CSTs), California Modified Assessment (CMA), and California Alternate Performance Assessment (CAPA) in grades five, eight, and ten.

Note: Scores are not shown when the number of students tested is ten or less, either because the number of students in this category is too small for statistical accuracy or to protect student privacy.

Note: The 2016-17 data are not available. The California Department of Education is developing a new science assessment based on the Next Generation Science Standards for California Public Schools (CA NGSS). The new California Science Test (CAST) was piloted in spring 2017. The CST and CMA for Science will no longer be administered.

*Last updated: 1/3/2018*

# State Priority: Other Pupil Outcomes

The SARC provides the following information relevant to the State priority: Other Pupil Outcomes (Priority 8):

- Pupil outcomes in the subject area of physical education

## California Physical Fitness Test Results (School Year 2016-17)

Grade Level	Percentage of Students Meeting Fitness Standards		
	Four of Six Fitness Standards	Five of Six Fitness Standards	Six of Six Fitness Standards
5	11.3%	18.6%	63.9%

Note: Percentages are not calculated when the number of students tested is ten or less, either because the number of students in this category is too small for statistical accuracy or to protect student privacy.

*Last updated: 1/3/2018*

## C. Engagement

### State Priority: Parental Involvement

The SARC provides the following information relevant to the State priority: Parental Involvement (Priority 3):

- Efforts the school district makes to seek parent input in making decisions for the school district and each schoolsite

#### Opportunities for Parental Involvement (School Year 2017-18)

Montemalaga Elementary is proud of its tradition of enthusiastic parent volunteers. Parents are encouraged to volunteer in a variety of capacities: Art At Your Fingertips, Classroom helpers, Library helpers, Technology Lab helpers, PTA Board positions, School Site Council Representatives, Multicultural Committee, and Special PTA sponsored events. All volunteers attend an informational Volunteer meeting and/or receive a Parent Volunteer Handbook. Volunteers must have a certificate of completion Tuberculosis risk assessment and/or examination on file at the school. All volunteers maintain a professional standard while working and sign-in at the office when on campus. All volunteers must wear a visitor badge when at Montemalaga. All volunteers also receive emergency preparedness information at Montemalaga.

Volunteer information may be obtained by contacting the school office at: (310) 378-5228 ext. 233 (The Office Manager)

### State Priority: Pupil Engagement

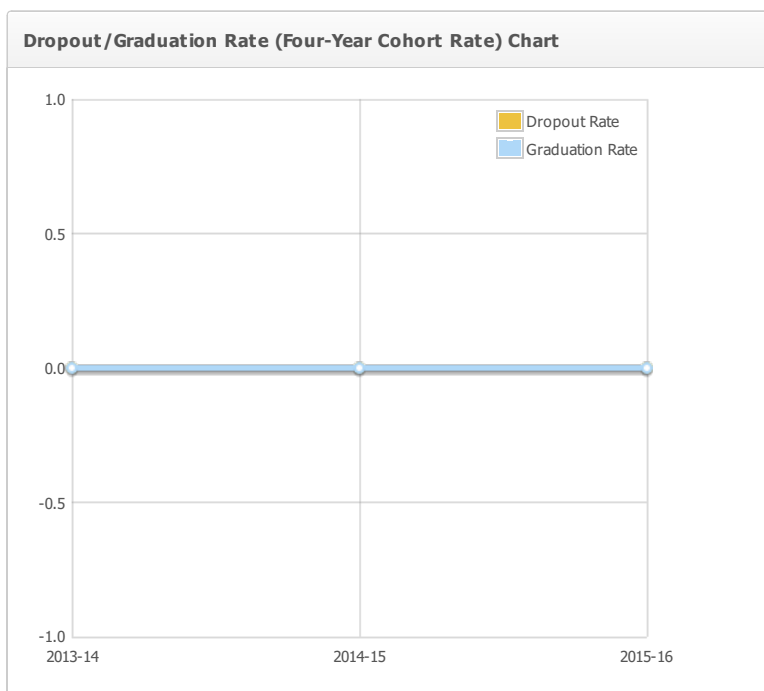
Last updated: 1/5/2018

The SARC provides the following information relevant to the State priority: Pupil Engagement (Priority 5):

- High school dropout rates; and
- High school graduation rates

#### Dropout Rate and Graduation Rate (Four-Year Cohort Rate)

Indicator	School			District			State		
	2013-14	2014-15	2015-16	2013-14	2014-15	2015-16	2013-14	2014-15	2015-16
Dropout Rate	0.0%	0.0%	0.0%	0.0%	0.0%	0.0%	11.5%	10.7%	9.7%
Graduation Rate	0.0%	0.0%	0.0%	98.8%	98.7%	98.6%	81.0%	82.3%	83.8%



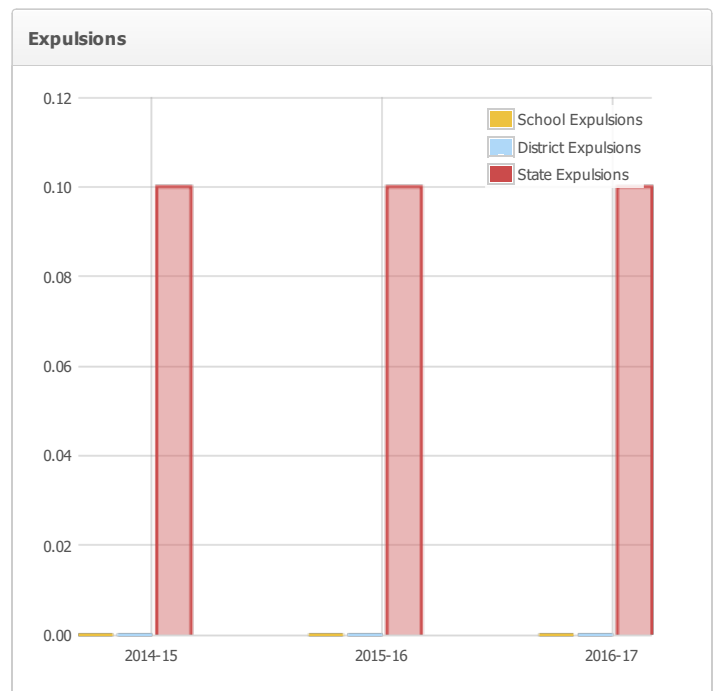
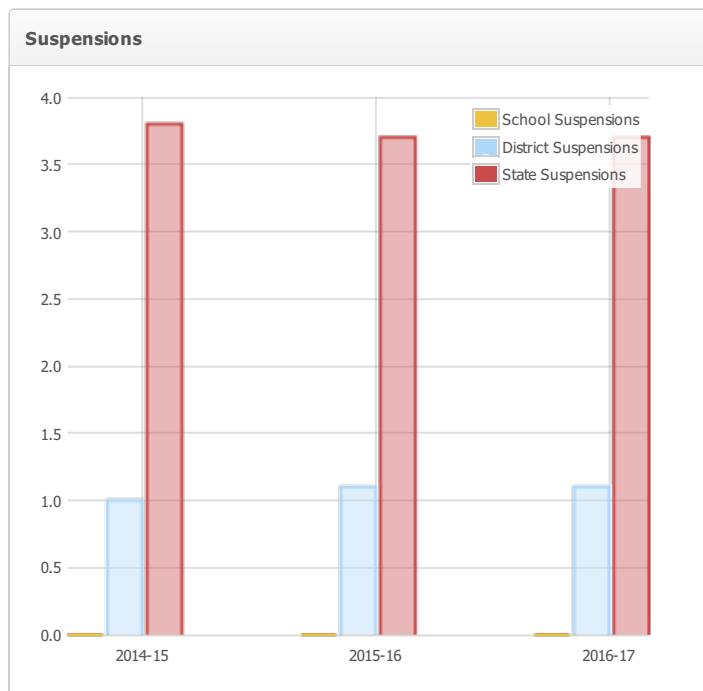
# State Priority: School Climate

The SARC provides the following information relevant to the State priority: School Climate (Priority 6):

- Pupil suspension rates;
- Pupil expulsion rates; and
- Other local measures on the sense of safety

## Suspensions and Expulsions

Rate	School			District			State		
	2014-15	2015-16	2016-17	2014-15	2015-16	2016-17	2014-15	2015-16	2016-17
Suspensions	0.0%	0.0%	0.0%	1.0%	1.1%	1.1%	3.8%	3.7%	3.7%
Expulsions	0.0%	0.0%	0.0%	0.0%	0.0%	0.0%	0.1%	0.1%	0.1%



Last updated: 1/4/2018

## School Safety Plan (School Year 2017-18)

Montemalaga Elementary School provides a safe school for all students. Clear expectations are explained to students at the beginning of the school year and at various assemblies throughout the school year. Montemalaga does not have any students suspended for Safe School violations during the 2016-2017 year. The school has initiated a Positive Behavior Intervention System where students practice and are recognized for the following: respect and responsibility, kindness and caring, friendship and doing their personal best. Weekly morning announcements, teacher activities, SPIRIT assemblies, community service, etc. support this School Improvement Goal. Montemalaga Elementary also promotes Social Emotional Learning. Weekly announcements provide words of wisdom of knowing how to calm down, identifying feelings, and knowing how to breathe-count-and use positive self-talk before acting. Our goal is to provide a school where students demonstrate kindness each day.

Montemalaga students attend school at the 97% rate. School staff continues to remind students and parents about the importance of daily attendance and the recommendation to plan family vacations during planned school breaks (winter break, spring break, etc.) The school is investigating positive ways of recognizing excellent school attendance. An example is establishing a monthly 100% attendance day as a goal with an incentive award.

A high level of school safety at Montemalaga Elementary is provided by the implementation of positive behavior expectations for all students, an open communication approach with the office staff and administration, and appropriate student supervision during school hours.

Plan Adopted by School Site Council October 4, 2017

Plan approved by District Governing Board on February 22, 2017

*Last updated: 1/5/2018*



## D. Other SARC Information

The information in this section is required to be in the SARC but is not included in the state priorities for LCFF.

### Average Class Size and Class Size Distribution (Elementary)

Grade Level	2014-15				2015-16				2016-17			
	Average Class Size	Number of Classes *			Average Class Size	Number of Classes *			Average Class Size	Number of Classes *		
		1-20	21-32	33+		1-20	21-32	33+		1-20	21-32	33+
K	24.0	0	4	0	22.0	1	3	0	23.0	0	4	0
1	25.0	0	2	0	24.0	0	3	0	24.0	0	3	0
2	24.0	0	3	0	26.0	0	2	0	24.0	0	3	0
3	23.0	0	4	0	23.0	0	4	0	23.0	0	3	0
4	29.0	0	3	0	32.0	0	2	1	27.0	0	3	0
5	32.0	0	1	1	32.0	0	3	0	33.0	0	1	2
6	0.0	0	0	0	0.0	0	0	0	0.0	0	0	0
Other	7.0	1	0	0	0.0	0	0	0	0.0	0	0	0

\* Number of classes indicates how many classes fall into each size category (a range of total students per class).

Last updated: 1/3/2018

### Academic Counselors and Other Support Staff (School Year 2016-17)

Title	Number of FTE* Assigned to School	Average Number of Students per Academic Counselor
Academic Counselor		
Counselor (Social/Behavioral or Career Development)	0.2	N/A
Library Media Teacher (Librarian)		N/A
Library Media Services Staff (Paraprofessional)	0.3	N/A
Psychologist	0.6	N/A
Social Worker		N/A
Nurse		N/A
Speech/Language/Hearing Specialist	0.8	N/A
Resource Specialist (non-teaching)		N/A
Other	0.8	N/A

Note: Cells with N/A values do not require data.

\*One Full Time Equivalent (FTE) equals one staff member working full time; one FTE could also represent two staff members who each work 50 percent of full time.

Last updated: 1/5/2018

### Expenditures Per Pupil and School Site Teacher Salaries (Fiscal Year 2015-16)

Level	Total Expenditures Per Pupil	Expenditures Per Pupil (Restricted)	Expenditures Per Pupil (Unrestricted)	Average Teacher Salary
School Site	\$5290.9	\$0.0	\$5290.9	\$69864.6
District	N/A	N/A	\$10141.8	\$80086.0
Percent Difference – School Site and District	N/A	N/A	-62.9%	-13.6%
State	N/A	N/A	\$6574.0	\$77824.0

Percent Difference – School Site and State	N/A	N/A	-21.6%	-10.8%
--	-----	-----	--------	--------

Note: Cells with N/A values do not require data.

*Last updated: 1/8/2018*

**Types of Services Funded (Fiscal Year 2016-17)**

For the 2016-17 school year, Palos Verdes Peninsula Unified School District spent an average of \$10,379.39 to educate each student (based on 2016-17 audited financial statements). The figures shown in the table below reflect the direct cost of educational services, per ADA, excluding food services, facilities acquisition and construction and certain other expenditures. This calculation is required by law annually and is compared to other districts statewide. In addition to general fund state funding, Palos Verdes Peninsula Unified receives federal, state and local funding for special programs. For the 2016-17 school year, the District received approximately \$728.18 per student in federal, state and local aid for the following categorical, special education and support programs:

Title I  
 Special Education IDEA Local Assistance  
 Special Education IDEA Preschool  
 Special Education IDEA Preschool Local Entitlement  
 Special Education IDEA Mental Health  
 Special Education IDEA Preschool Staff Development  
 Career and Technical Education  
 Title II  
 Title III  
 Restricted Lottery  
 Special Education  
 Special Education Mental Health Services  
 College and Career Readiness  
 Specialized Secondary Programs  
 Metropolitan Water District Grant  
 Music Donation Grant  
 Project Lead the Way  
 Special Children's League  
 Los Angeles County Arts Commission

*Last updated: 1/8/2018*

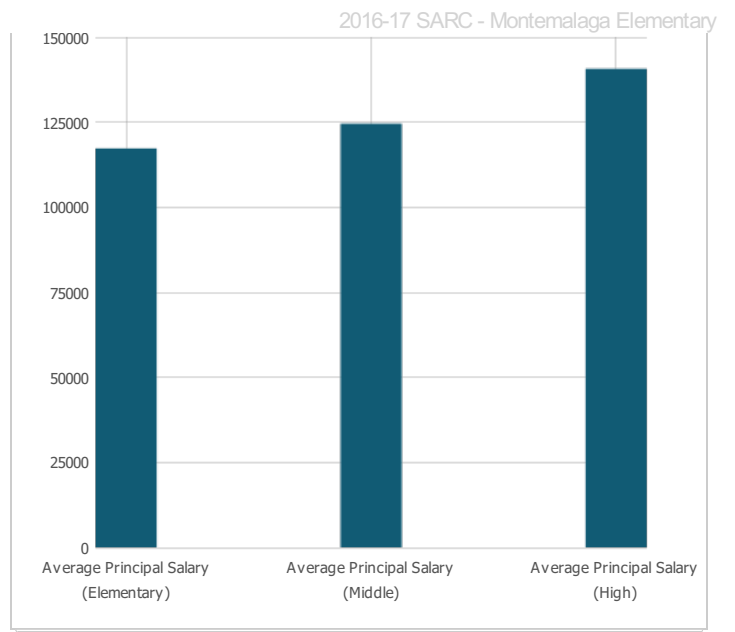
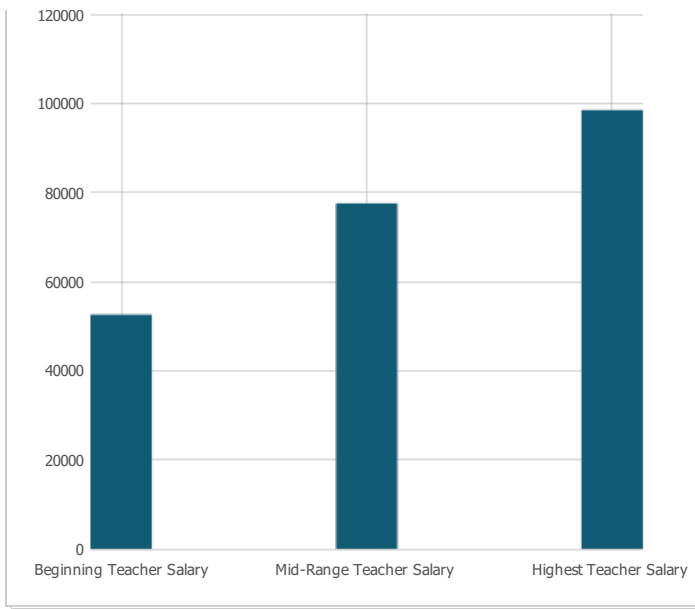
**Teacher and Administrative Salaries (Fiscal Year 2015-16)**

Category	District Amount	State Average For Districts In Same Category
Beginning Teacher Salary	\$52,571	\$48,522
Mid-Range Teacher Salary	\$77,531	\$75,065
Highest Teacher Salary	\$98,471	\$94,688
Average Principal Salary (Elementary)	\$117,278	\$119,876
Average Principal Salary (Middle)	\$124,573	\$126,749
Average Principal Salary (High)	\$140,701	\$135,830
Superintendent Salary	\$270,746	\$232,390
Percent of Budget for Teacher Salaries	39.0%	37.0%
Percent of Budget for Administrative Salaries	5.0%	5.0%

For detailed information on salaries, see the CDE Certificated Salaries & Benefits Web page at <http://www.cde.ca.gov/ds/fd/cs/>.

**Teacher Salary Chart**

**Principal Salary Chart**



*Last updated: 1/3/2018*

## Professional Development

Montemalaga teachers attend scheduled and well-planned professional development days at the beginning of each school year. An additional district staff development is scheduled on a student free day during the beginning of the second trimester. At the end of the year, teachers are invited to attend meetings to plan for the upcoming school year. The district has offered a variety of "institutes" in June of each year. Over the past few years the staff development topics have included: Math Text Adoption, Cognitively Guided Instruction, English Language Arts Adoption and Emergency Preparedness Training. The Montemalaga faculty continues each year to implement the teaching of outstanding writing strategies. Professional Development in the area of writing and Writer's Workshop has taken place annually for the last two years. The Montemalaga faculty is a community of learners. All teachers have planning and collaboration time on Mondays when the school has early dismissal. Professional Development also is scheduled at monthly Faculty Meetings. Additionally, teachers have the opportunity to attend the Computer Using Educators conference in Palm Springs, and any other requested conference tied to curriculum. The School Site Council helps to determine the goals which are often supported by student data and have the component of Professional Development.

*Last updated: 1/5/2018*