



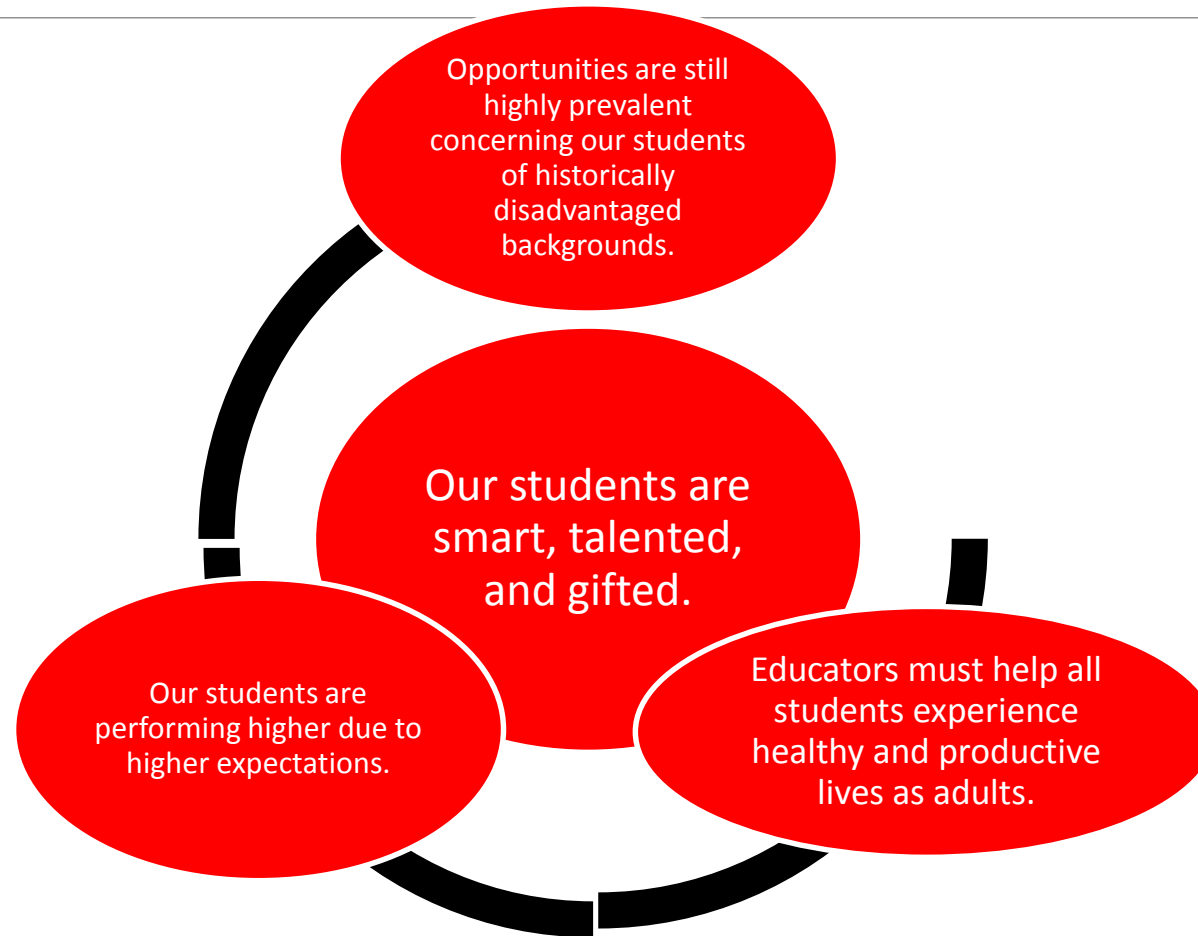
City of Baker School District

EVERY STUDENT SUCCEEDS ACT (ESSA) OVERVIEW

Every Student Succeeds Act (ESSA)

- On July 1, 2017 the Every Student Succeeds Act (ESSA) **replaced** the No Child Left Behind Act as the country's federal education law.

Louisiana's ESSA Plan: Guiding Beliefs



Improvements to Louisiana's K-12 System

1. Raise fundamental expectations for students to be equal with their peers across the country;
2. Recognize growth for all students;
3. Foster and fund relationships between persistently struggling partners that have demonstrated success in turning around schools;
4. Place future teachers in classrooms under a mentor educator for a full-year classroom-based residency program.
5. Provide every student with enriching experiences to promote a well-rounded education.

Major Accountability Shift Number One

Ensuring an “A” in the letter grade system signals MASTERY of fundamental skills.

PREVIOUS LEAP ACHIEVMENT LEVEL 3rd-8th	2017-2018 AND BEYOND
Advanced - 150	Advanced - 150
Mastery – 125 (Exceeding the Standard)	Mastery – 100 (Meeting the Standard)
Basic – 100 (Meeting the Standard)	Basic - 70
Approaching Basic/Unsatisfactory - 0	Approaching Basic/Unsatisfactory - 0

Major Accountability Shift Number One

Ensuring an “A” in the letter grade system signals MASTERY of fundamental skills.

PREVIOUS LEAP 2025 EOCs ACHIEVMENT LEVEL	2017-2018 AND BEYOND
Excellent - 150	Advanced (or Excellent) - 150
Good - 100	Mastery – 100 (Meeting the Standard)
Fair – 0	Basic or Good - 70
Needs Improvement - 0	Approaching Basic/Unsatisfactory (or Fair/Needs Improvement) - 0

OUR TARGET IS MASTERY & ABOVE

Mastery on LEAP = 100 Points

Mastery on EOC = 100 Points

Mastery on ACT (Score 21) = 100 Points

Mastery = 90% or higher cohort graduation rate



Major Accountability Shift Number Two

Adjusting school rating calculations to value more the progress of every individual child; there are two guiding questions:

Question 1: If students are not yet achieving Mastery, are they on track to doing so?

- Every student scoring below Mastery will receive a growth target to be on track to Mastery
 - 3rd – 8th Grade Students the target is on track to Mastery in ELA and Math by 8th Grade
 - 9th – 10th Grade Students the target is on track to Mastery in ELA and Math by 10th Grade

Example of Value-Added Calculation

- Briana scored Approaching Basic in ELA each of the past three years with no grade retention. As a result, she is expected to score Approaching Basic (719) this year.
- Because Briana has a speech/language disability, her expected score is reduced to 717.5.
- Because Briana missed ten days of school, her expected score is further adjusted to 716.
- No other characteristics listed above apply to Briana so they do not impact her score.

□ If a student achieves the target, the school shall earn 150 points, equivalent to an A+. If not, move to question two...

Major Accountability Shift Number Two

Question 2: Are students growing at a rate comparable to their peers?

- Using Louisiana's value-added measurement, students' individual performance will be compared to the performance of similar peers:
 - Prior achievement on assessments up to three years;
 - Special education status and disability category;
 - Economically disadvantaged status;
 - Student absences; and
 - Student suspensions.

Major Accountability Shift Number Two

School will earn points based on students' growth percentile as compared to peers.

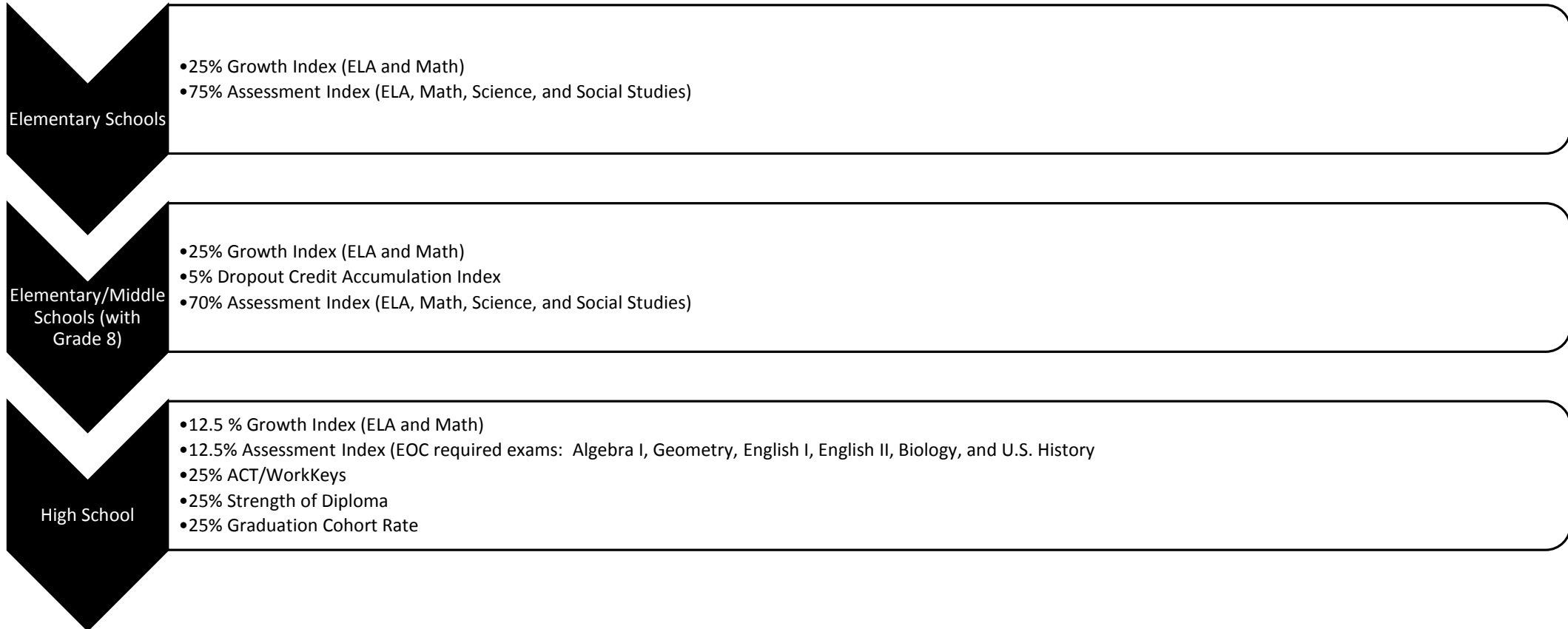
- 80th – 99th percentile (150 points)
- 60th – 79th percentile (115 points)
- 40th – 59th percentile (85 points)
- 20th – 39th percentile (25 points)

Reflection:

Briana, who is a student in the neighboring district, scored in the 77th growth percentile compared to peers.


Devonte is a student in the City of Baker School District and he has the same identified characteristics as Briana, what should be his growth percentile? Devonte's school should earn a minimum of how many points based on his growth?

School Performance Score Formulae 2017-2018 SY



Accountability Shift Number Three

Expanding the school performance score formula to emphasize interests and opportunities for students as five percent of school scores. The Interests and Opportunities measure will be included in the School Performance Score in 2019-2020.



Letter Grade Scale Transition


The letter grade scale will be adjusted down, with the minimum score dropping by 10 points for A, B, and C for the current school year.

Letter Grade	2013 Baseline Scale	2016 Curved Elementary/ Middle Scale	2018 Scale	2022 Scale	2025 Scale
A	100.0-150	100.0 – 150	90.0 – 150.0	95.0 – 150.0	100.0 – 150
B	85.0 – 99.9	85.0 – 99.9	75.0 – 89.9	80.0 – 94.9	85.0 – 99.9
C	70.0 – 84.9	67.1 – 84.9	60.0 – 74.9	65.0 – 79.9	70.0 – 84.9
D	50.0 – 69.9	47.2 – 67.0	50.0 – 59.9	50.0 – 64.9	50.0 – 69.9
F	0.0 – 49.9	0.0 – 47.1	0.0 – 49.9	0.0 – 49.9	0.0 – 49.9

Reporting Growth and Achievement Performance

Each school in the City of Baker School District will receive a school report card that will include a letter grade equivalent for the assessment index and the growth index, as if they were their own letter grade.

**Assessment
Index**



**Growth
Index**



