









# Galt JUHSD

Secondary Student Survey  
Spring 2017



Report created by  
Panorama Education

# Summary

Topic Description	Results	Benchmark
<b>Climate of Support for Academic Learning</b>	<b>65%</b>	 Below average compared to others nationally
<b>Growth Mindset</b> Student perceptions of whether they have the potential to change those factors that are central to their performance in school.	<b>61%</b>	 Average compared to others nationally
<b>Knowledge and Fairness of Discipline, Rules and Norms</b>	<b>58%</b>	 Average compared to others nationally
<b>Safety</b>	<b>73%</b>	 Average compared to others nationally
<b>Self-Efficacy</b> How much students believe they can succeed in achieving academic outcomes.	<b>48%</b>	 Average compared to others nationally
<b>Self-Management</b> How well students manage their emotions, thoughts, and behaviors in different situations.	<b>74%</b>	 Average compared to others nationally



## Sense of Belonging (School Connectedness)

58%



Average compared to others nationally

## Social Awareness

How well students consider the perspectives of others and empathize with them.

62%



Average compared to others nationally

## Background Questions

Demographic information about survey-takers.

481 student responses

# Climate of Support for Academic Learning

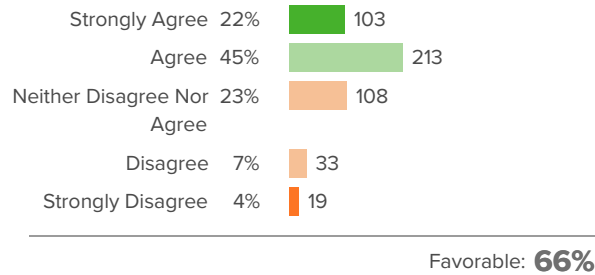
Your average

## 65%

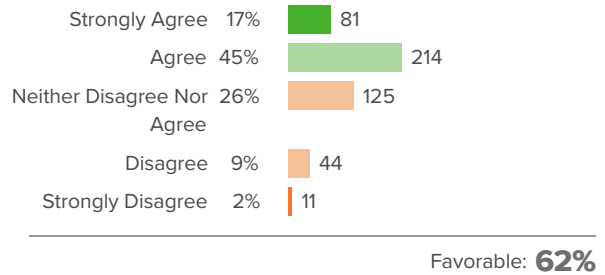
481 responses

### How did students respond?

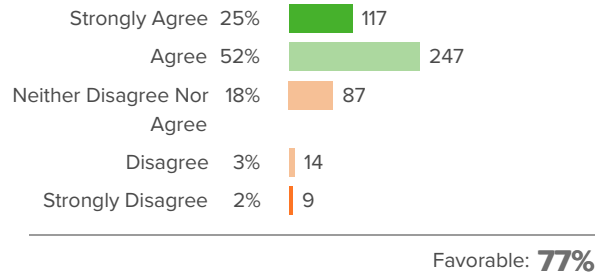
**Q.1: Adults at this school encourage me to work hard so I can be successful in college or at the job I choose.**



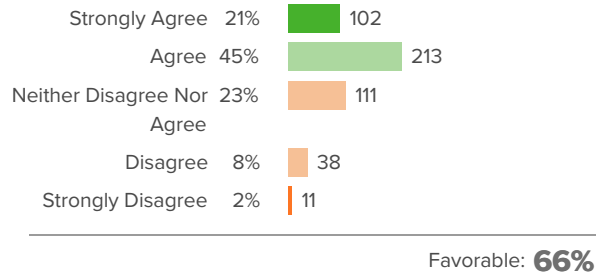
**Q.2: My teachers work hard to help me with my schoolwork when I need it.**



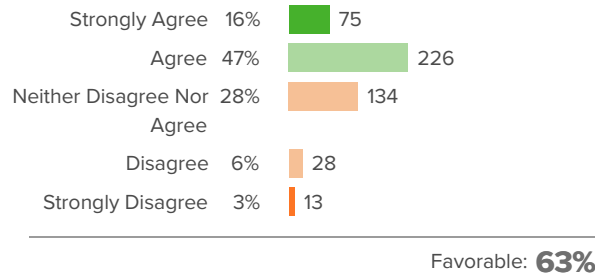
**Q.3: Teachers give students a chance to take part in classroom discussions or activities.**



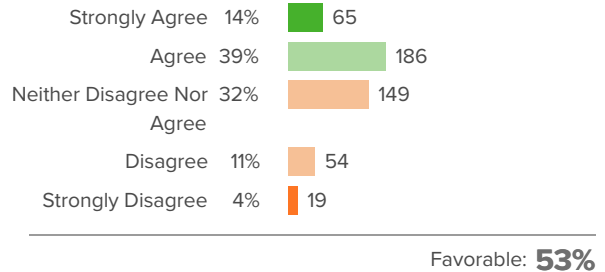
**Q.4: This school promotes academic success for all students.**



**Q.5: This school is a supportive and inviting place for students to learn.**



**Q.6: Teachers go out of their way to help students.**



# Growth Mindset

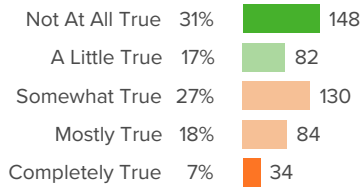
Your average

# 61%

481 responses

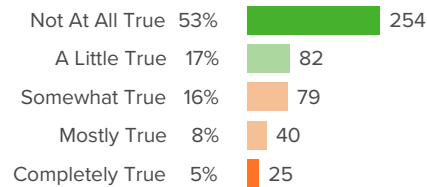
## How did students respond?

### Q.1: My intelligence is something that I can't change very much.



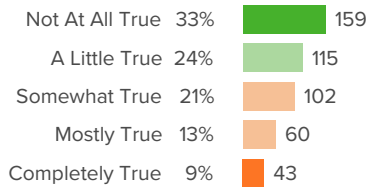
Favorable: **48%**

### Q.2: Challenging myself won't make me any smarter.



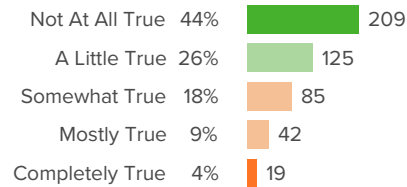
Favorable: **70%**

### Q.3: There are some things I am not capable of learning.



Favorable: **57%**

### Q.4: If I am not naturally smart in a subject, I will never do well in it.



Favorable: **70%**

# Knowledge and Fairness of Discipline, Rules and Norms

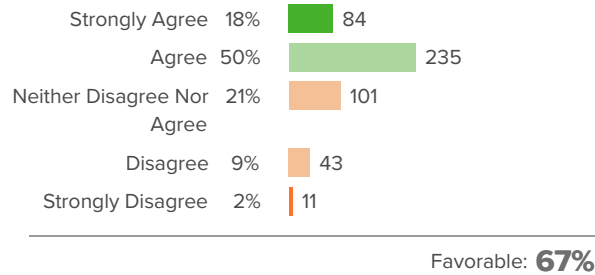
Your average

## 58%

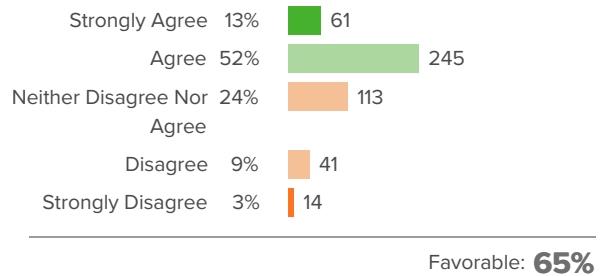
481 responses

### How did students respond?

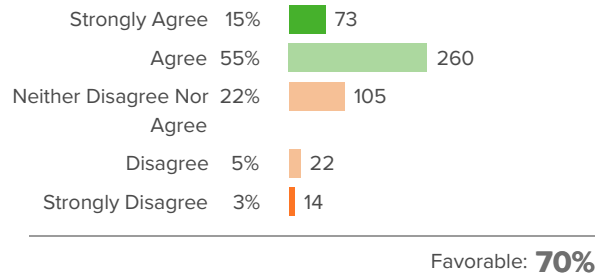
#### Q.1: This school clearly informs students what would happen if they break school rules.



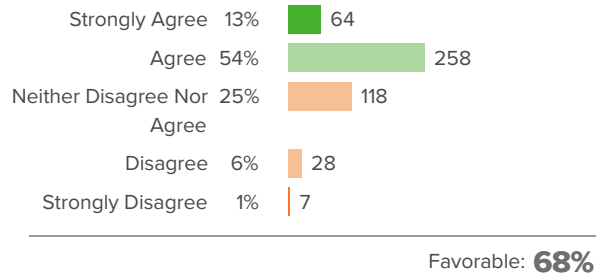
#### Q.2: Rules in this school are made clear to students.



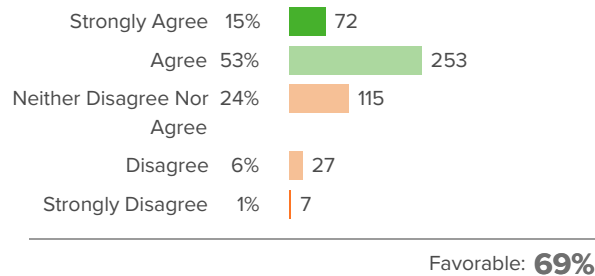
#### Q.3: Students know how they are expected to act.



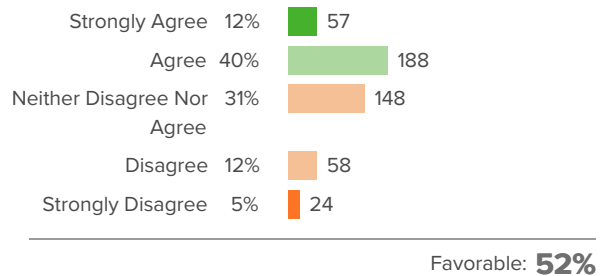
#### Q.4: Students know what the rules are.



#### Q.5: This school makes it clear how students are expected to act.

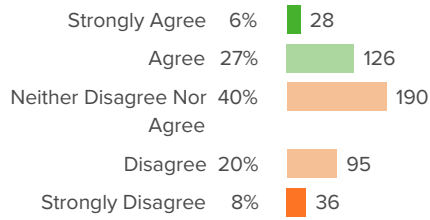


#### Q.6: Adults at this school treat all students with respect.



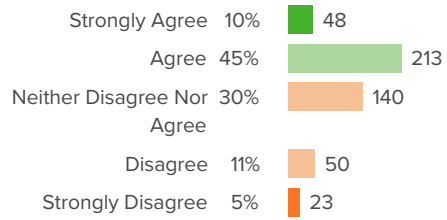


**Q.7: Students treat teachers with respect.**



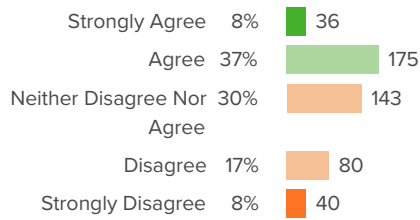
Favorable: **32%**

**Q.8: The school rules are fair.**



Favorable: **55%**

**Q.9: All students are treated fairly when they break school rules.**



Favorable: **45%**

# Safety

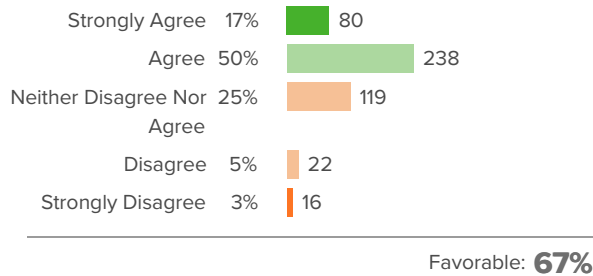
Your average

# 73%

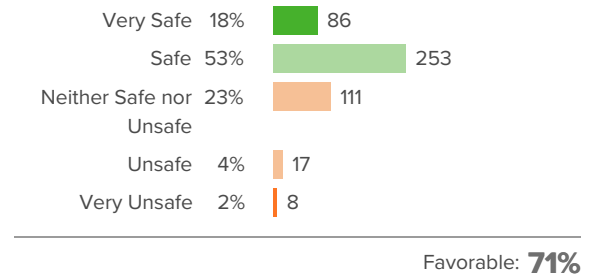
481 responses

## How did students respond?

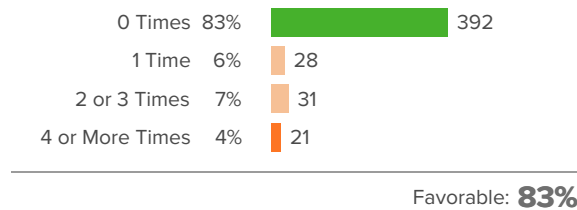
### Q.1: I feel safe in my school.



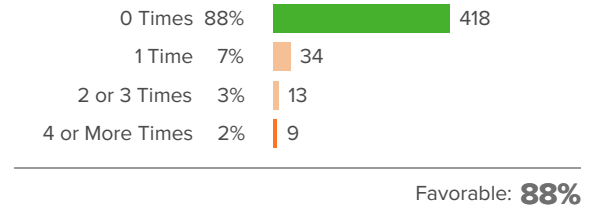
### Q.2: How safe do you feel when you are at school?



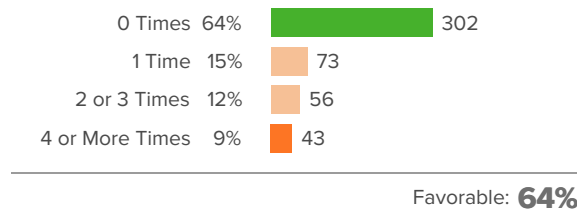
### Q.3: During the past 12 months, how many times on school property have you...been pushed, shoved, slapped, hit or kicked by someone who wasn't just kidding around?



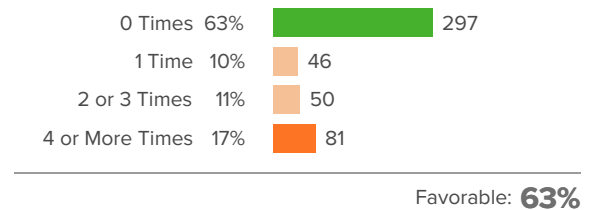
### Q.4: During the past 12 months, how many times on school property have you...been afraid of being beaten up?



### Q.5: During the past 12 months, how many times on school property have you...had mean rumors or lies spread about you?



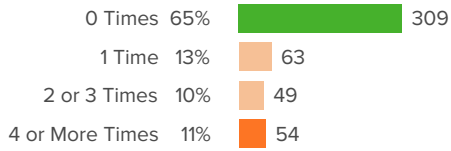
### Q.6: During the past 12 months, how many times on school property have you...had sexual jokes, comments, or gestures made to you?





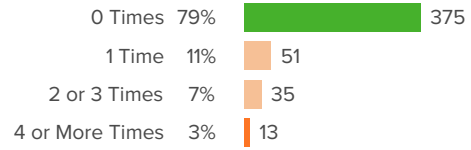


**Q.7: During the past 12 months, how many times on school property have you...been made fun of because of your looks or the way you talk?**



Favorable: **65%**

**Q.8: During the past 12 months, how many times on school property have you...had your property stolen, or deliberately damaged, such as your car, clothing, or books?**



Favorable: **79%**

# Self-Efficacy

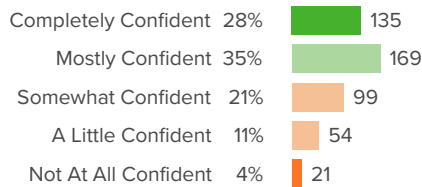
Your average

## 48%

481 responses

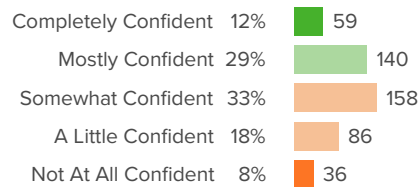
### How did students respond?

#### Q.1: I can earn an A in my classes.



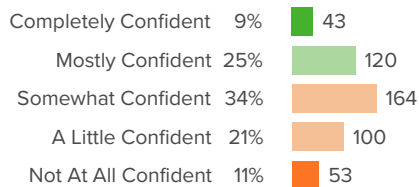
Favorable: **64%**

#### Q.2: I can do well on all my tests, even when they're difficult.



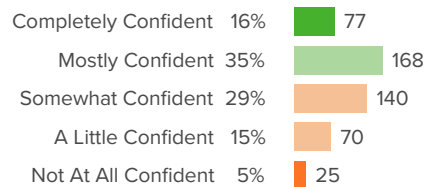
Favorable: **42%**

#### Q.3: I can master the hardest topics in my classes.



Favorable: **34%**

#### Q.4: I can meet all the learning goals my teachers set.



Favorable: **51%**

# Self-Management

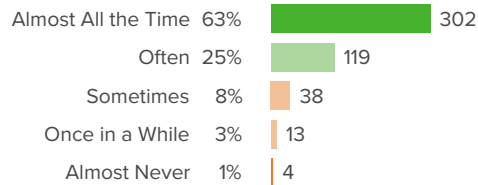
Your average

# 74%

481 responses

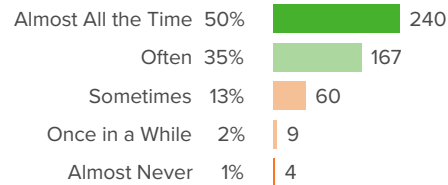
## How did students respond?

### Q.1: During the past 30 days...I came to class prepared.



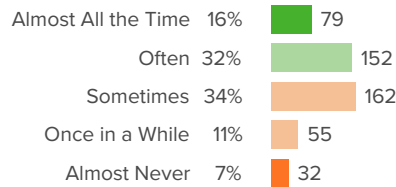
Favorable: **88%**

### Q.2: During the past 30 days...I remembered and followed directions.



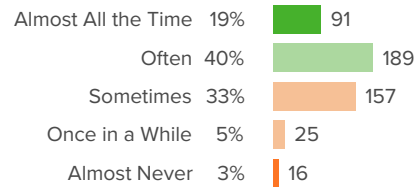
Favorable: **85%**

### Q.3: During the past 30 days...I got my work done right away instead of waiting until the last minute.



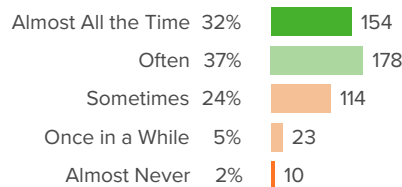
Favorable: **48%**

### Q.4: During the past 30 days...I paid attention, even when there were distractions.



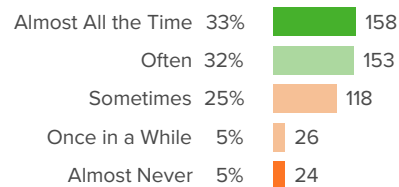
Favorable: **59%**

### Q.5: During the past 30 days...I worked independently with focus.



Favorable: **69%**

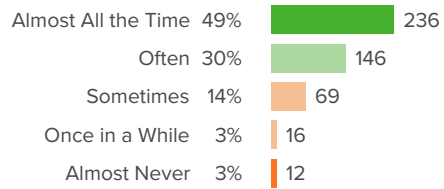
### Q.6: During the past 30 days...I stayed calm even when others bothered or criticized me.



Favorable: **65%**

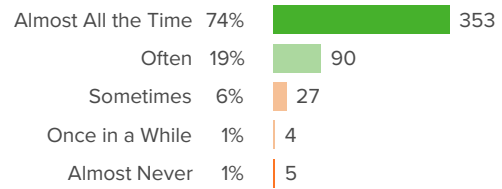


**Q.7: During the past 30 days...I allowed others to speak without interruption.**



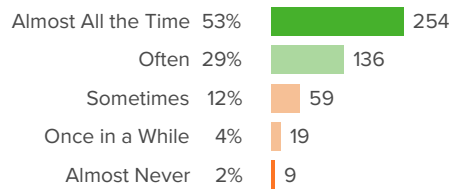
Favorable: **80%**

**Q.8: During the past 30 days...I was polite to adults and peers.**



Favorable: **92%**

**Q.9: During the past 30 days...I kept my temper in check.**



Favorable: **82%**

# Sense of Belonging (School Connectedness)

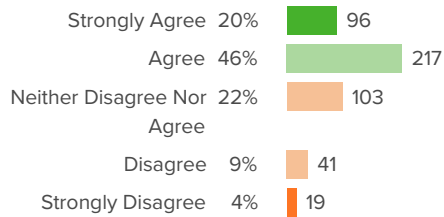
Your average

## 58%

481 responses

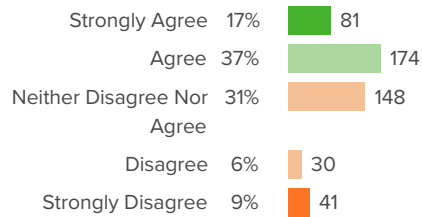
### How did students respond?

#### Q.1: I feel close to people at this school.



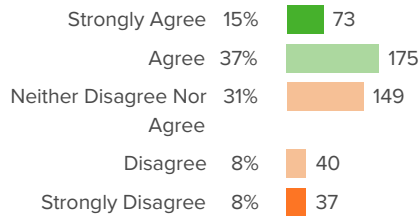
Favorable: **66%**

#### Q.2: I am happy to be at this school.



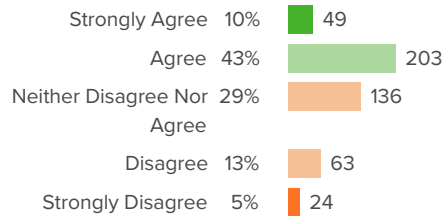
Favorable: **54%**

#### Q.3: I feel like I am part of this school.



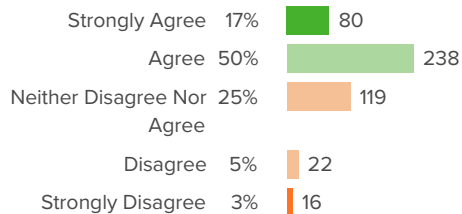
Favorable: **52%**

#### Q.4: The teachers at this school treat students fairly.



Favorable: **53%**

#### Q.5: I feel safe in my school.



Favorable: **67%**

# Social Awareness

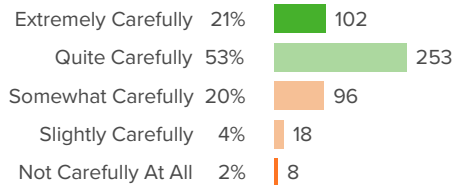
Your average

## 62%

481 responses

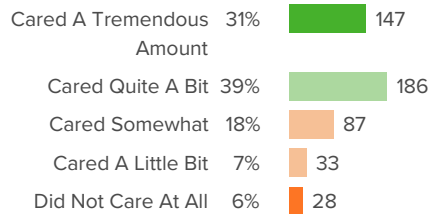
### How did students respond?

**Q.1: During the past 30 days...how carefully did you listen to other people's points of view?**



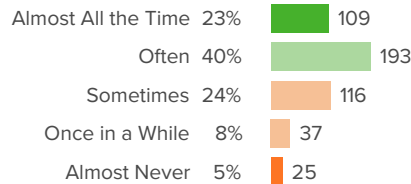
Favorable: **74%**

**Q.2: During the past 30 days...how much did you care about other people's feelings?**



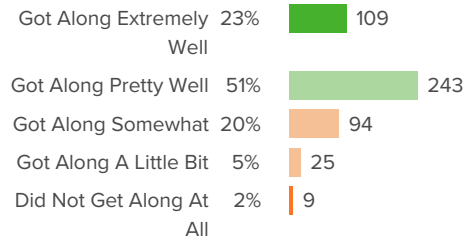
Favorable: **69%**

**Q.3: During the past 30 days...how often did you compliment others' accomplishments?**



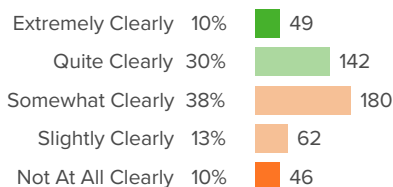
Favorable: **63%**

**Q.4: During the past 30 days...ow well did you get along with students who are different from you?**



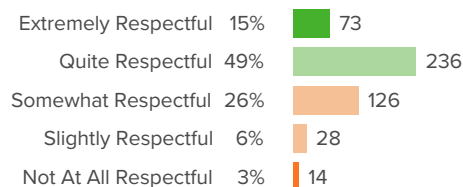
Favorable: **73%**

**Q.5: During the past 30 days...how clearly were you able to describe your feelings?**



Favorable: **40%**

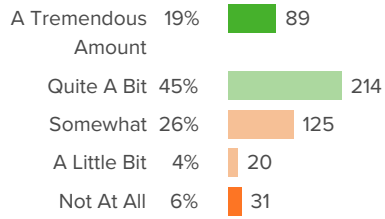
**Q.6: During the past 30 days...when others disagreed with you, how respectful were you of their views?**



Favorable: **65%**

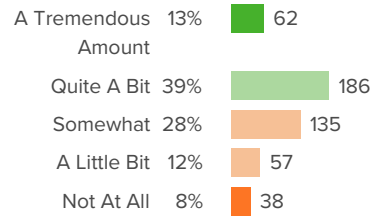


**Q.7: During the past 30 days...to what extent were you able to stand up for yourself without putting others down?**



Favorable: **63%**

**Q.8: During the past 30 days...to what extent were you able to disagree with others without starting an argument?**



Favorable: **52%**






# Background Questions





## How did students respond?

---








### Q.1: Are you male or female?

Male	48%		229
Female	50%		235
I'd rather not say.	2%		9

### Q.2: What grade are you in?

6th grade	0%	0
7th grade	0%	0
8th grade	0%	0
9th grade	24%	 115
10th grade	25%	 117
11th grade	28%	 131
12th grade	23%	 110
Other grade	0%	1
Ungraded	0%	1

### Q.3: What is your race or ethnicity? (Please pick only one answer)

American Indian or Alaska Native	1%		6
Asian	1%		7
Black or African American	2%		10
Hispanic or Latino	46%		219
Filipino	1%		5
Native Hawaiian/Other Pacific Islander	0%	2	
White	29%		135
Two or more races/ethnicities	18%		87