

Crossroads Charter Academy

Big Rapids, Michigan

Additional Supplementary Analysis

June 30, 2012

Table of Contents

	<u>Page</u>
Summary	3
Debt Analysis	4
Fund Balance to Revenue Analysis	5
Revenue Analysis	6
Revenue Analysis Per Source and Student	7
Expenditure Analysis	8
Expenditures Per Student	9

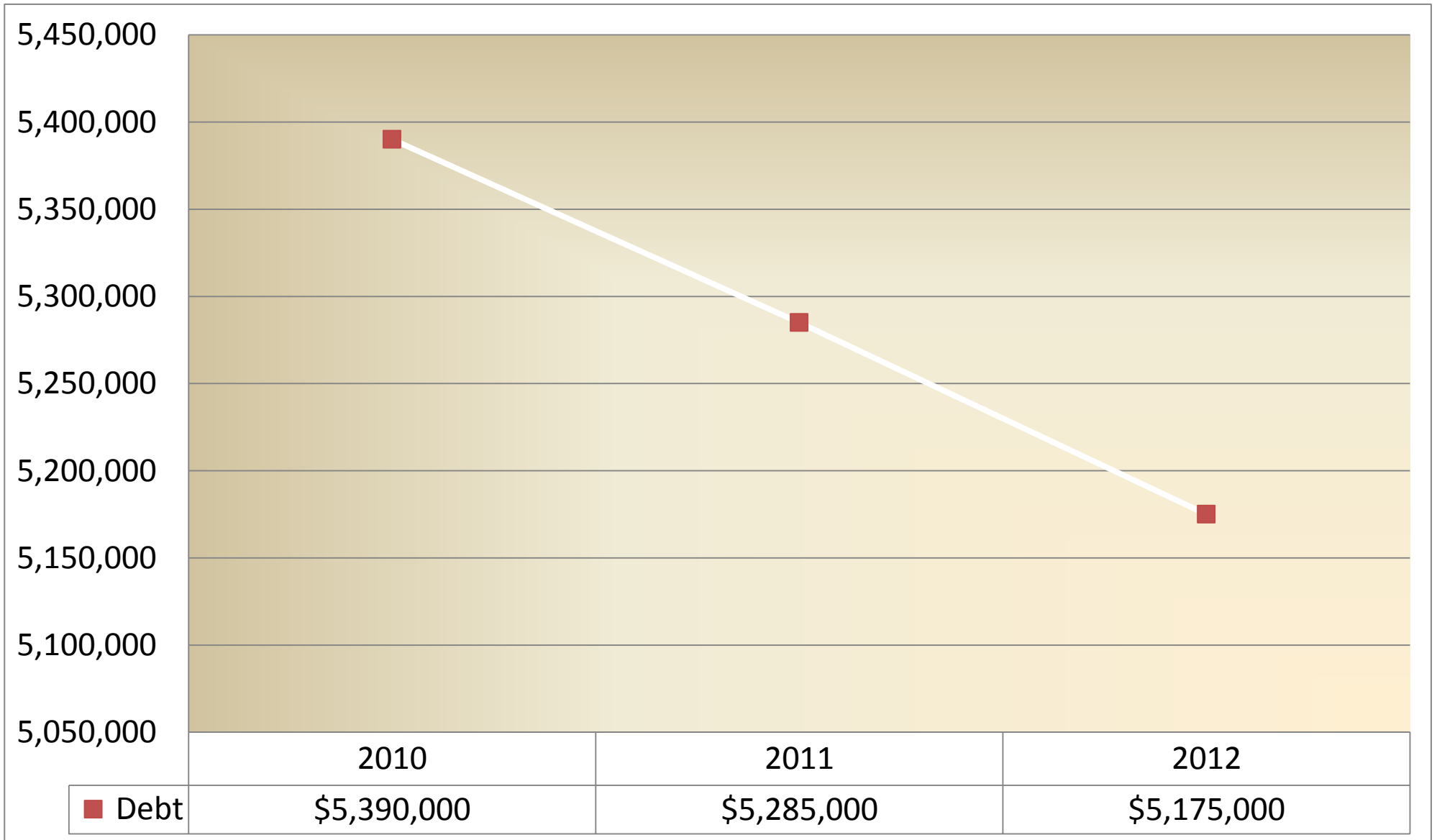
Crossroads Charter Academy

as of and for the years ended June 30,

	2012	2011	2010	2009	2008	2007
Cash & Equivalents	\$ 1,310,079	\$ 1,191,164	\$ 797,587	\$ 623,096	\$ 533,409	\$ 282,202
Due From Government Units	921,477	997,518	965,321	909,754	930,706	885,718
Total Current Assets	2,251,718	2,291,268	1,855,904	1,545,676	1,464,115	1,167,920
Total Current Liabilities	282,982	392,672	439,141	424,010	461,688	439,365
Fund Balance	1,968,736	1,898,596	1,416,763	1,121,666	1,002,427	728,555
State Revenue	4,974,586	4,727,919	4,334,471	4,156,796	4,770,908	4,729,566
State Aid	4,741,400	4,482,630	4,139,749	3,945,709	4,617,162	4,560,430
Local Revenue	106,858	113,796	54,723	62,845	86,505	97,650
Federal Revenue	279,318	379,705	356,989	451,282	209,200	171,591
Total Expenditures						
Instructional	2,890,876	2,567,677	2,434,640	2,395,628	2,409,778	2,350,238
Support Services	1,973,637	1,779,487	1,615,621	1,630,640	1,906,040	1,740,772
Capital Outlay	23,410	19,500	-	-	-	14,848
Debt Services	-	-	-	-	-	-
Operating Transfers	457,211	377,244	400,825	525,416	476,924	687,659
Debt Service Fund						
Revenues	462	502	19	6,385	14,407	-
Expenditures	378,638	378,493	378,119	390,631	276,603	4,139,287
School Service Fund						
Revenues	346,506	295,356	251,414	190,248	51,674	50,746
Expenditures	287,186	249,862	312,334	307,013	199,789	183,005
Debt	5,175,000	5,285,000	5,390,000	5,490,000	5,597,634	5,604,921
Student Count	693.25	643.34	607.56	574.71	645.72	647.50

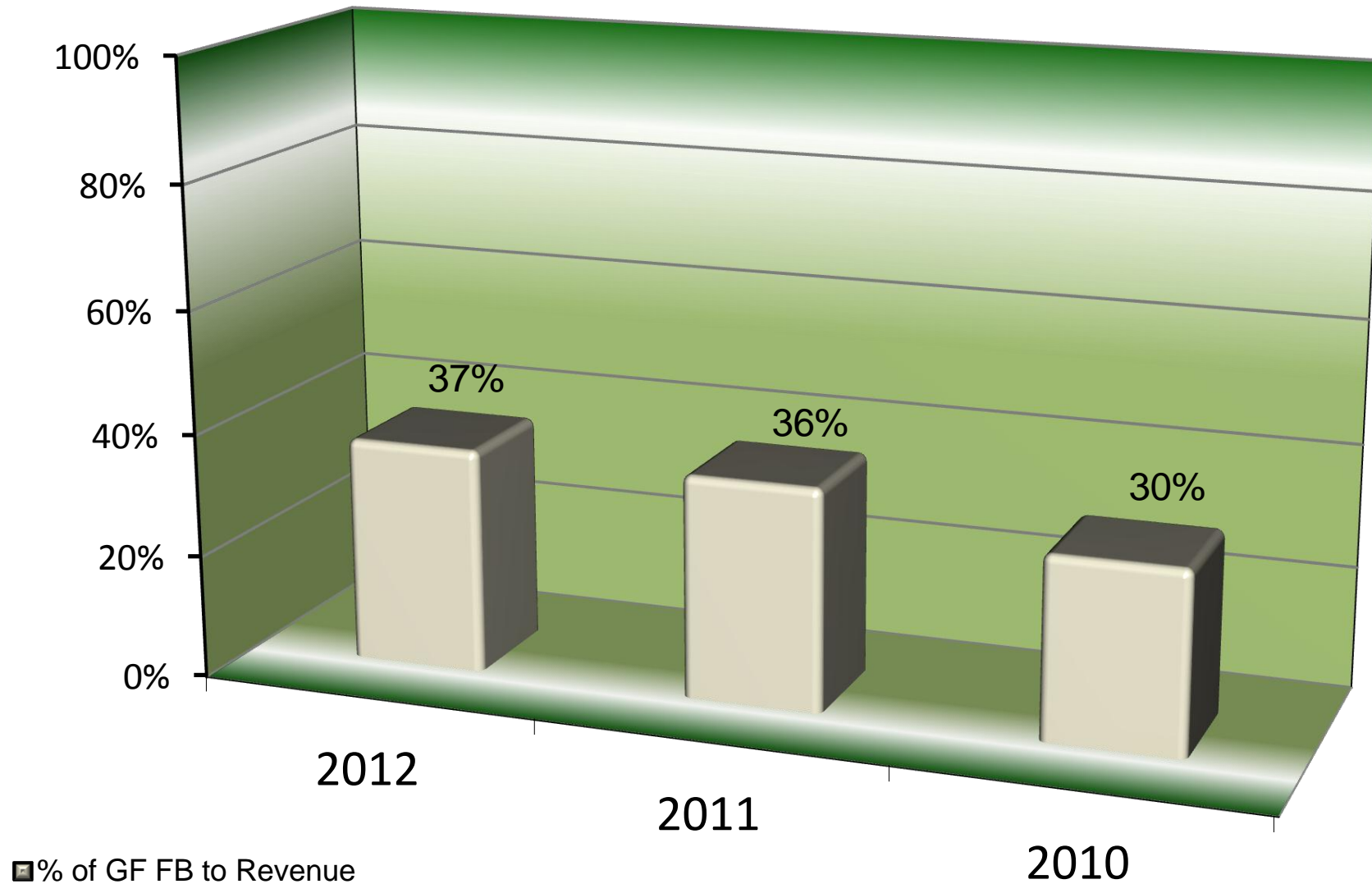
Crossroads Charter Academy

Debt Analysis



Crossroads Charter Academy

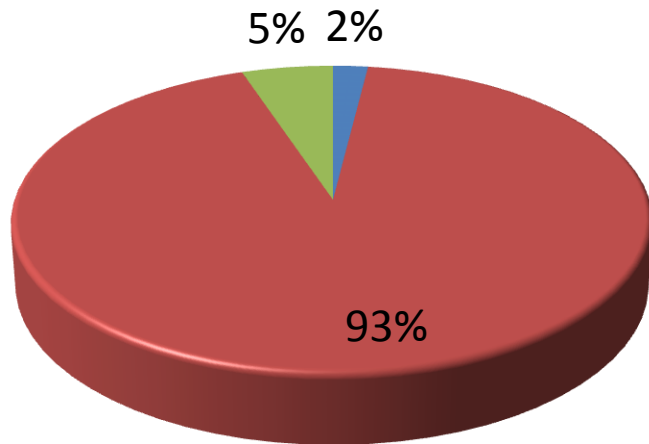
Fund Balance to Revenue Analysis



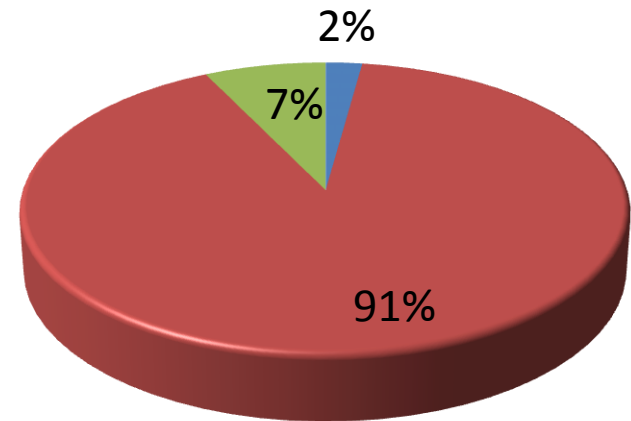
Crossroads Charter Academy

Revenue Analysis

2012



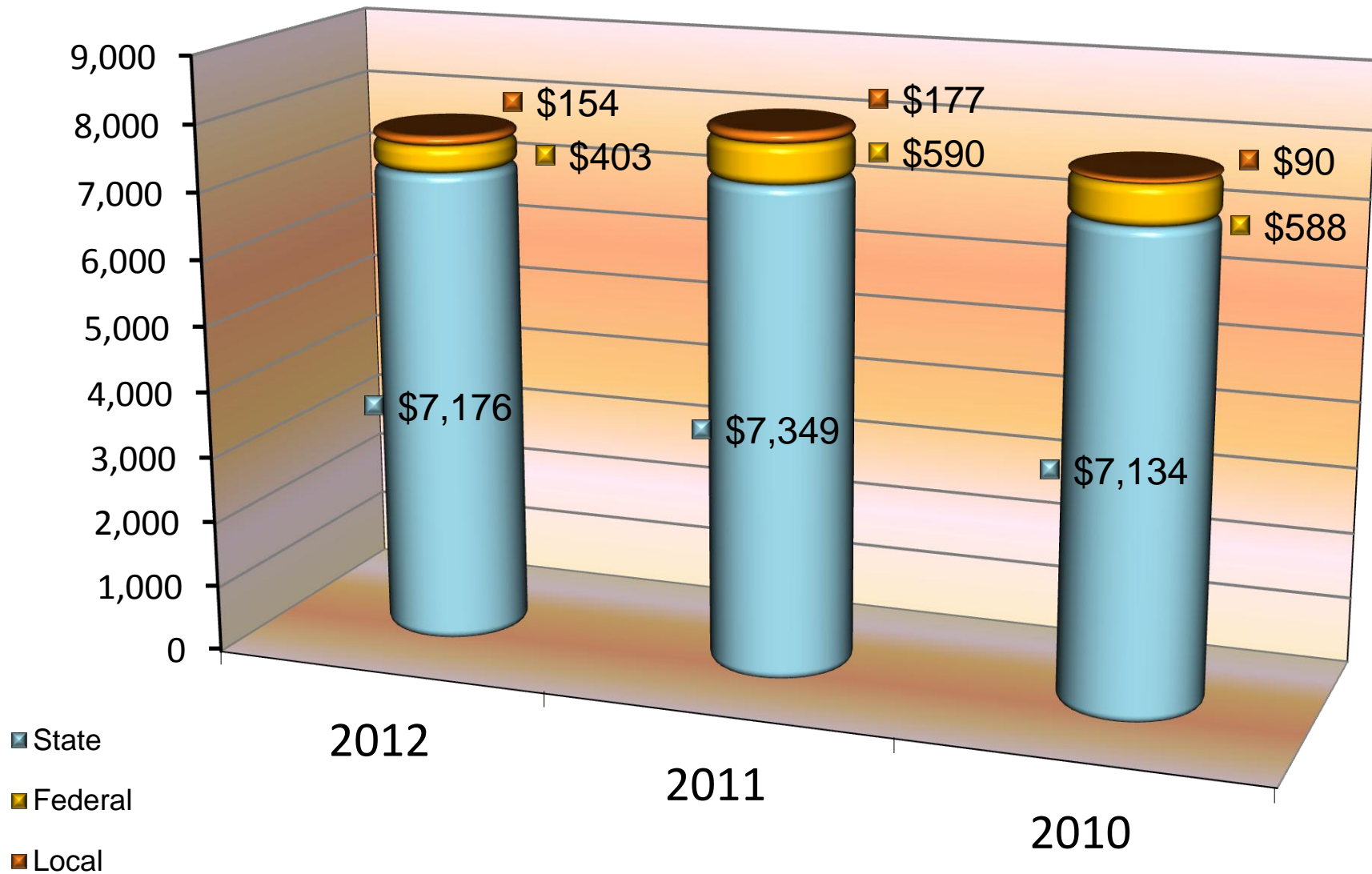
2011



Local State Federal

Crossroads Charter Academy

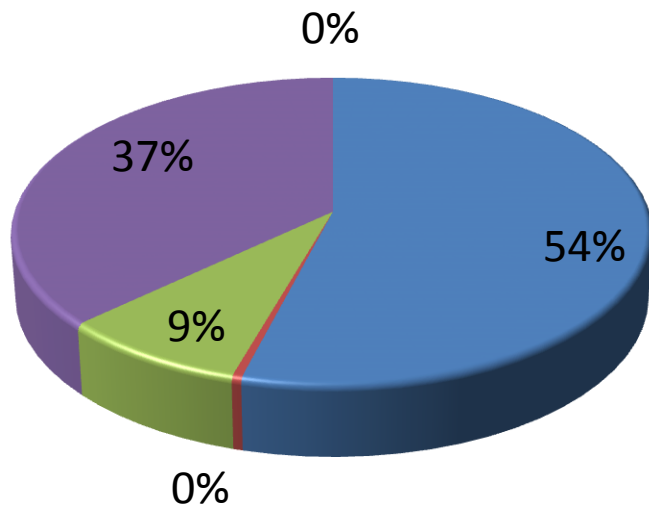
Revenue Analysis Per Source and Student



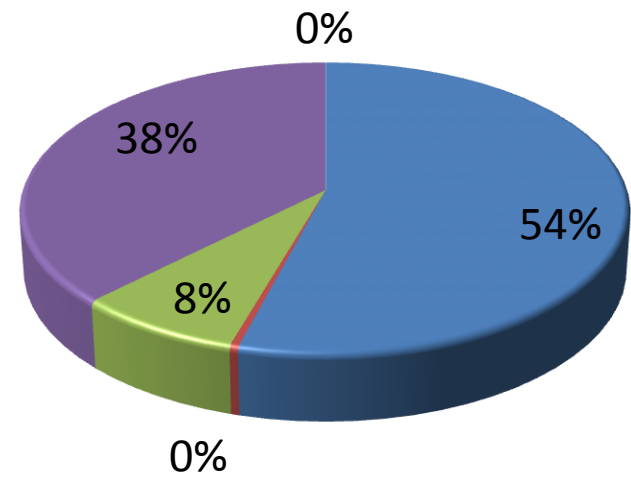
Crossroads Charter Academy

Expenditure Analysis

2012



2011



- Instructional
- Capital Outlay
- Operating Transfers
- Support Services
- Debt Services

Crossroads Charter Academy

Expenditures Per Student

