

# School Climate Report Card - Spring 2012

## Louisiana Safe and Supportive Schools Initiative-LSSSI

District: 038 - Plaquemines Parish  
 School: South Plaquemines High School  
 School Site Code: 038013

Schools 9-12 February Enrollment: 215  
 Percentage of Survey Responses = 92%

	2011		2012		2013		2014	
	School	LSSSI	School	LSSSI	School	LSSSI	School	LSSSI
	Score	Average	Score	Average	Score	Average	Score	Average
<b>School Climate Score</b>	<b>63</b>	<b>60</b>	<b>67</b>	<b>58</b>				
<b>Supports &amp; Engagement</b>	<b>41</b>	<b>41</b>	<b>43</b>	<b>35</b>				
High Expectations/Caring Relationships	47	53	55	50				
Opportunities for Meaningful Participation	60	37	47	34				
Safety Perceptions	31	42	45	34				
School Connectedness	24	30	26	24				
<b>No Violence, Victimization, &amp; Substance Use</b>	<b>69</b>	<b>64</b>	<b>76</b>	<b>63</b>				
No Physical Violence Perpetration	72	65	78	63				
No Physical & Emotional Violence Victimization & Harassment	48	40	57	41				
No Substance Abuse at School	86	88	92	86				
<b>Attendance Rate</b>	<b>96</b>	<b>93</b>	<b>100</b>	<b>90</b>				
<b>Discipline Rate</b>	<b>93</b>	<b>93</b>	<b>99</b>	<b>92</b>				

Note: Year 1 LSSSI Average reflects 79 eligible schools.  
 Year 2 LSSSI Average reflects 45 selected intervention schools.

School Performance Scores	School SPS	State SPS
	89.5	93.9

## STUDENT / SCHOOL OUTCOME MEASURES

Percentages of surveys	Spring 2011					Spring 2012					Spring 2013					Spring 2014				
	9th	10th	11th	12th	9-12 Total	9th	10th	11th	12th	9-12 Total	9th	10th	11th	12th	9-12 Total	9th	10th	11th	12th	9-12 Total
<b>Safe and Supportive Student/Schools Outcome Measures</b>																				
Students: No 30-day alcohol use	71	60	68	58	64	81	73	69	72	74										
Students: Not harassed and bullied at school	67	83	84	80	76	77	88	84	79	83										
Students: Feeling connected to school	12	14	26	38	21	30	18	29	28	25										
Students: Feeling safe at school	33	38	47	70	46	55	51	56	69	57										

## PARENT / STAFF OUTCOME MEASURES

	2011	2012	2013	2014
	School	School	School	School
	Score	Score	Score	Score
Staff: School is a supportive and inviting place to learn	87	95		
Staff: School is a safe place for staff	93	95		
Parents: School allows input and welcomes parents' contributions	79	83		
Parents: Perception of Safety	80	76		

NOTE 1: Any blank, darkened items in years that have data show that fewer than 5 respondents completed the survey.

## School Climate Report Card - Spring 2012

### *Louisiana Safe and Supportive Schools Initiative-LSSSI*

This narrative report provides results of South Plaquemines High School's responses on the Louisiana's Safe and Supportive Schools Student, Staff, and Parent Surveys, from the following districts: Caddo, East Baton Rouge, Lafayette, Lafourche, Jefferson, Plaquemines, Tangipahoa, and Terrebonne. This report should be used as a reference tool that accompanies your school's School Climate Report Card. The narrative report includes an explanation of the School Climate Score domains and the Safe and Supportive Schools Outcome Measures. These results will help inform decisions regarding the prevention needs of youth in your school and should be used to help guide program decision making to meet those needs.

#### **School Climate Score.**

The School Climate Score is a global, school-level measure assessing Supports & Engagement (40%); Violence, Victimization, & Substance Use (40%); Attendance Rate (10%); and Discipline Rate (10%). Each score ranges from 0 to 100 with high scores representing perceptions of more positive school climates; higher levels of supports and engagement; lower levels of violence, victimization, and substance use; higher attendance rates; and lower discipline rates. Data for calculation of the School Climate Score were gathered through student survey and collection of incident data from the Student Information System (SIS).

South Plaquemines High School's School Climate Score is 67. Supports & Engagement measures how safe and supportive students perceive their school environment to be and how engaged they are in school activities. 43% of students report high Supports and Engagement. The Supports & Engagement score is reported as an average of the following four subdomain scores: 55% High Expectations/Caring Relationships; 47% Opportunities for Meaningful Participation; 45% Safety Perceptions; and 26% School Connectedness. No Violence, Victimization, & Substance Use measures the prevalence of violence perpetration/victimization and substance use at school. 76% students reported no Physical Violence, Victimization, and Substance Use on school property. The No Violence, Victimization, and Substance Use score is reported as an average of the following three subdomain scores: 78% No Physical Violence Perpetration; 57% No Physical & Emotional Violence Victimization and Harassment; and 92% No Substance Use at School.

South Plaquemines High School's Attendance Rate reflects the percentage of time the average student is present within the total number of instructional days. Your school's Attendance Rate is 100. South Plaquemines High School's Discipline Rate reflects the percentage of students NOT suspended and/or expelled at least once during the school year for drugs, weapons, and/or violence. South Plaquemines High School's Discipline Rate is 99.

#### **Safe and Supportive Schools Outcome Measures.**

The Safe and Supportive Schools Outcome Measures assess current alcohol use, harassment/victimization, and students perceived level of connectedness and safety. 'No 30-day alcohol use' provides the percentage of your students who reported no alcohol use. 74% of your students reported no alcohol use within the past 30-days. 'Not harassed and bullied at school' provides the percentage of your students who reported that they were not harassed and/or bullied at school based on their race, ethnicity, gender, religion, sexual orientation, or disability. 83% of your students reported they were not harassed and/or bullied at school within the past 12 months. 25% of your students reported a high level of connectedness to school, and 57% of students reported a high level of perceived safety at school. 'High' levels of connectedness and safety are defined as agreeing or strongly agreeing to items such as 'I feel like I'm a part of this school' and 'I feel safe in my school'.

Data was also collected regarding staff's perceived level of support and safety, in addition to parents' perceived level of input and school safety. Any blank, darkened items on the School Climate Report Card indicate that fewer than five respondents completed the survey; thus, no data can be reported. On the staff survey, 'School is a supportive and inviting place to learn' and 'School is a safe place for staff' provides the percentage of your staff who reported high levels of perceived support and safety. 95% of your staff reported high levels of perceived support, and 95% of your staff reported high levels of perceived safety. On the parent survey, 'School allows input and welcomes parents' contributions' and 'Perception of Safety' provide the percentages of parents who reported high levels of input and perceived school safety. 83% of parents reported high levels of input and 76% perceived safety. 'High' levels of perceived support, input, and safety are defined as agreeing or strongly agreeing to items such as 'This school is a supportive place for students to learn', 'This school is a safe place for staff', and 'This school is a safe place for my child'.

<sup>1</sup> Lack of information to determine score.

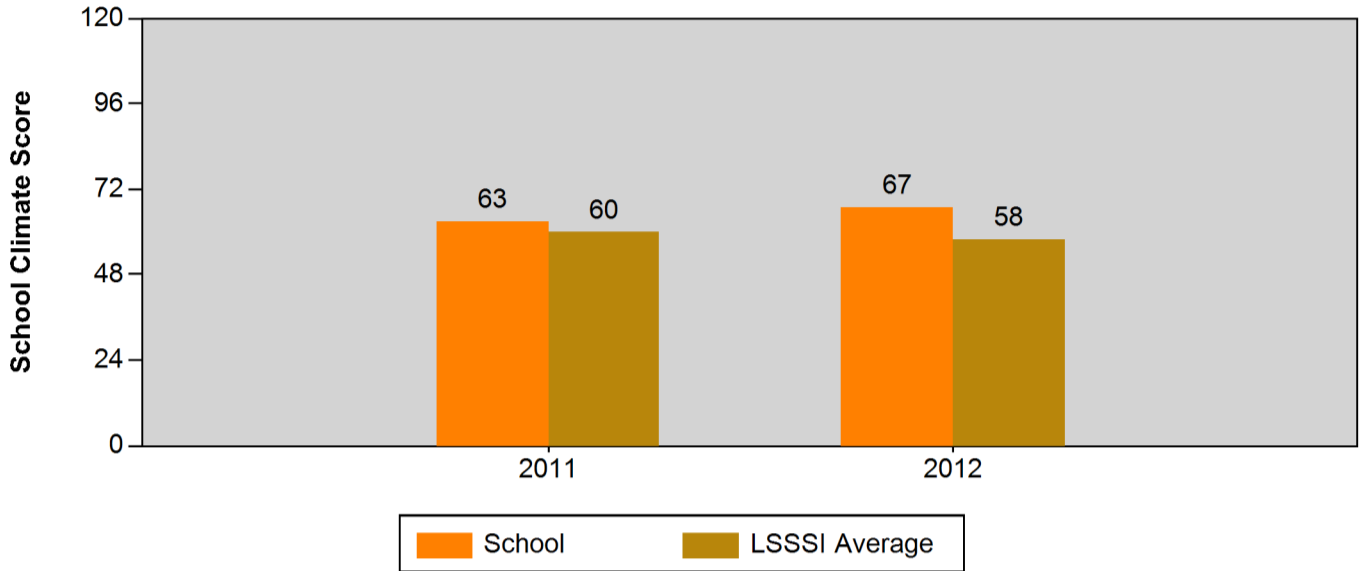
<sup>2</sup> Any blank items on the School Climate Report Card and this narrative indicate that fewer than five respondents completed the survey; thus, no data can be reported.

# School Climate Report Card - Spring 2012

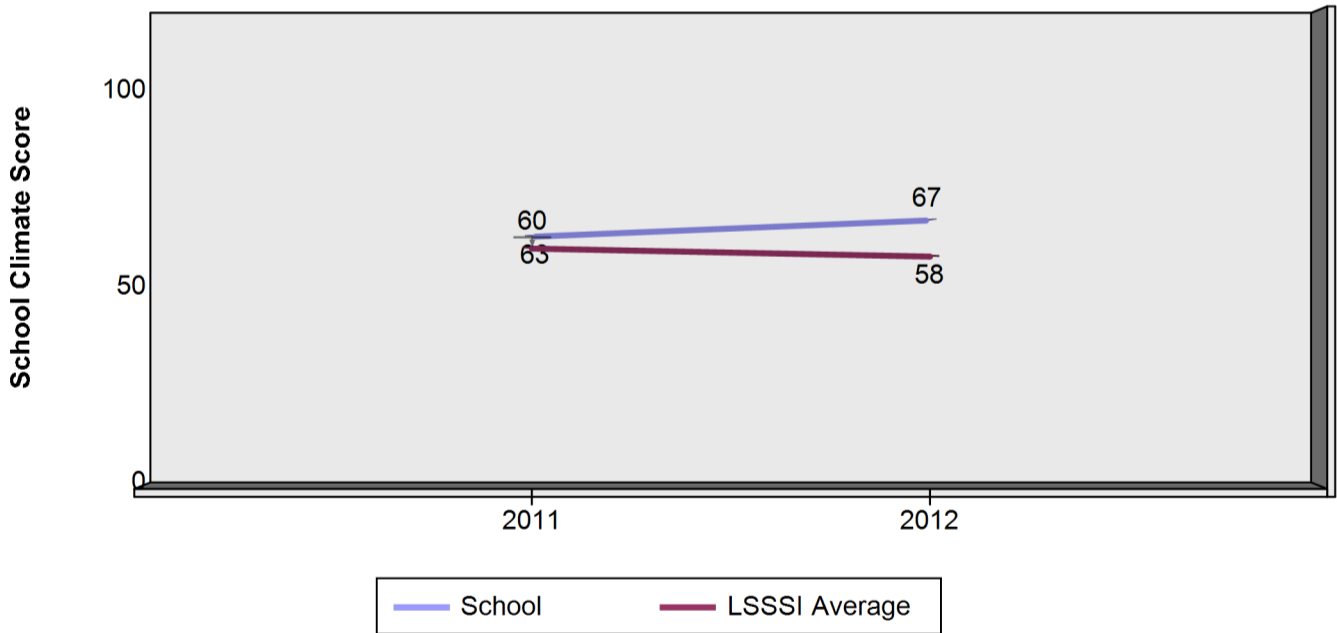
## Louisiana Safe and Supportive Schools Initiative-LSSSI

District: 038 - Plaquemines Parish  
School: South Plaquemines High School  
School Site Code: 038013

### School Climate Score by Year



### School Climate Score by Year

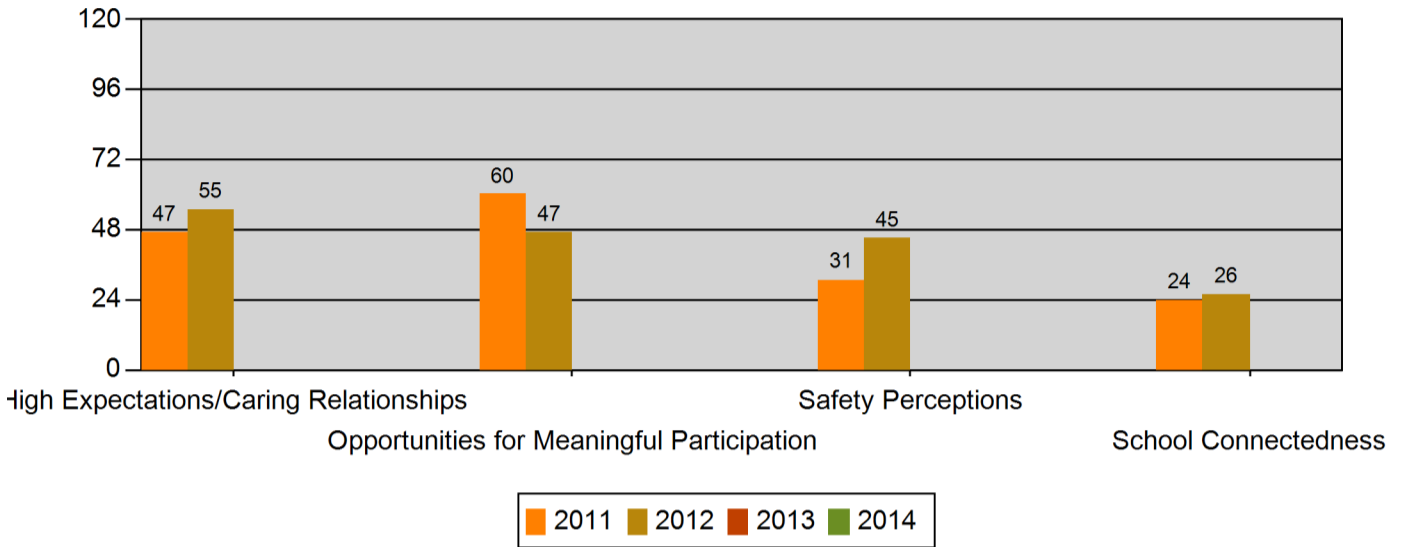


# School Climate Report Card - Spring 2012

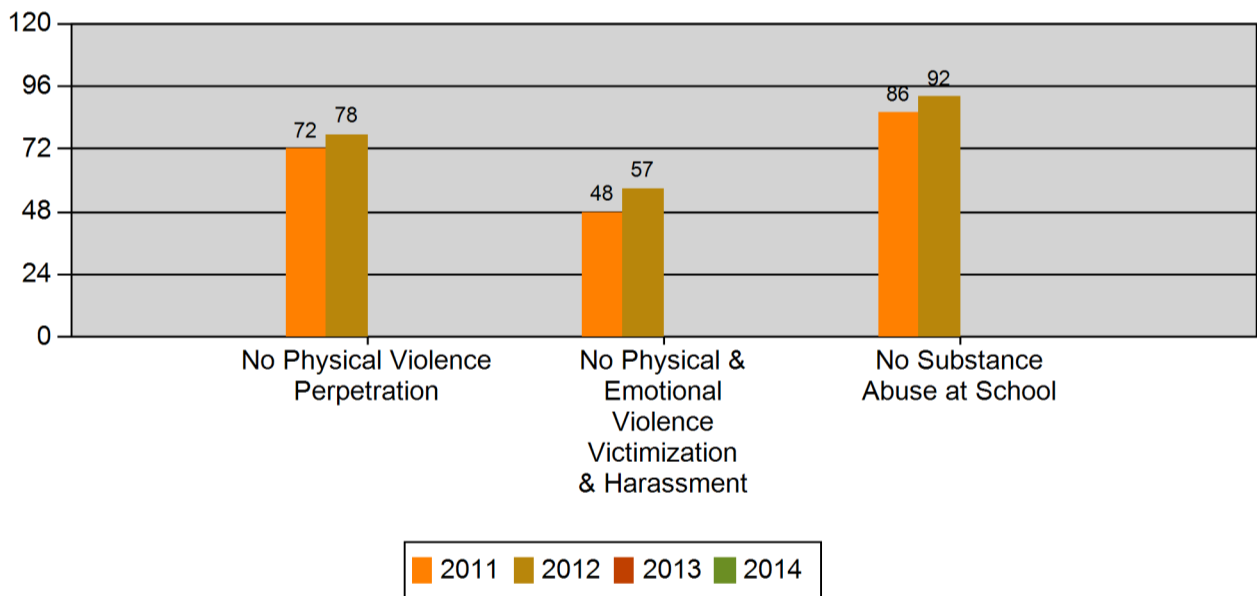
## Louisiana Safe and Supportive Schools Initiative-LSSSI

District: 038 - Plaquemines Parish  
 School: South Plaquemines High School  
 School Site Code: 038013

### Supports & Engagement



### No Violence, Victimization, & Substance Use



### Safe and Supportive Schools Outcome Measures

